



# SOCIAL PROGRESS INDEX 2014 COUNTRY SCORECARDS



# Social Progress Index rank: 48/132

GDP per capita rank: 68/132

ALBANIA



BASIC HUMAN NEEDS	Score (100)	Rank (132)	Relative Strength
	80.12	50	Neutral

FOUNDATIONS OF WELLBEING	Score (100)	Rank (132)	Relative Strength
	73.13	43	Neutral

OPPORTUNITY	Score (100)	Rank (132)	Relative Strength
	54.14	58	Neutral

Nutrition and Basic Medical Care	Score (100)	Rank (132)	Relative Strength
	94.81	50	Neutral
Undernourishment			Neutral
Depth of food deficit			Neutral
Maternal mortality rate			Neutral
Stillbirth rate			Relative Strength
Child mortality rate			Neutral
Deaths from infectious diseases			Neutral

Access to Basic Knowledge	Score (100)	Rank (132)	Relative Strength
	87.02	83	Relative Weakness
Adult literacy rate			Neutral
Primary school enrollment			Relative Weakness
Lower secondary school enrollment			Neutral
Upper secondary school enrollment			Neutral
Gender parity in secondary enrollment			Relative Weakness

Personal Rights	Score (100)	Rank (132)	Relative Strength
	61.55	58	Neutral
Political rights			Neutral
Freedom of speech			Neutral
Freedom of assembly/association			Relative Strength
Freedom of movement			Neutral
Private property rights			Neutral

Water and Sanitation	Score (100)	Rank (132)	Relative Strength
	91.53	49	Neutral
Access to piped water			Neutral
Rural vs. urban access to improved water source			Neutral
Access to improved sanitation facilities			Neutral

Access to Information and Communications	Score (100)	Rank (132)	Relative Strength
	69.18	47	Neutral
Mobile telephone subscriptions			Neutral
Internet users			Relative Strength
Press Freedom Index			Neutral

Personal Freedom and Choice	Score (100)	Rank (132)	Relative Strength
	65.97	70	Neutral
Freedom over life choices			Neutral
Freedom of religion			Neutral
Modern slavery, human trafficking, child marriage			Neutral
Satisfied demand for contraception			Neutral
Corruption			Relative Weakness

Shelter	Score (100)	Rank (132)	Relative Strength
	66.72	66	Neutral
Availability of affordable housing			Relative Strength
Access to electricity			Neutral
Quality of electricity supply			Neutral
Indoor air pollution attributable deaths			Neutral

Health and Wellness	Score (100)	Rank (132)	Relative Strength
	78.21	28	Neutral
Life expectancy			Relative Strength
Non-communicable disease deaths between 30 and 70			Neutral
Obesity rate			Neutral
Outdoor air pollution attributable deaths			Neutral
Suicide rate			Neutral

Tolerance and Inclusion	Score (100)	Rank (132)	Relative Strength
	49.47	68	Neutral
Women treated with respect			Neutral
Tolerance for immigrants			Relative Weakness
Tolerance for homosexuals			Neutral
Discrimination and violence against minorities			Relative Strength
Religious tolerance			Relative Strength
Community safety net			Neutral

Personal Safety	Score (100)	Rank (132)	Relative Strength
	67.43	50	Neutral
Homicide rate			Neutral
Level of violent crime			Neutral
Perceived criminality			Neutral
Political terror			Relative Strength
Traffic deaths			Neutral

Ecosystem Sustainability	Score (100)	Rank (132)	Relative Strength
	58.12	56	Neutral
Greenhouse gas emissions			Neutral
Water withdrawals as a percent of resources			Neutral
Biodiversity and habitat			Neutral

Access to Advanced Education	Score (100)	Rank (132)	Relative Strength
	39.58	73	Neutral
Years of tertiary schooling			Neutral
Women's average years in school			Neutral
Inequality in the attainment of education			Neutral
Number of globally ranked universities			Neutral

■ Relative Strength   
 ■ Neutral   
 ■ Relative Weakness   
 n/a – no data available

**Strengths and weaknesses are relative to 15 countries of similar GDP:**

China, Tunisia, Ecuador, Thailand, Dominican Republic, Algeria, Azerbaijan, Armenia, Bosnia and Herzegovina, Colombia, Jamaica, Macedonia, Peru, Serbia, and Namibia

# Social Progress Index rank: 87/132

GDP per capita rank: 70/132

ALGERIA




## BASIC HUMAN NEEDS

Score (100): 76.25 Rank (132): 59

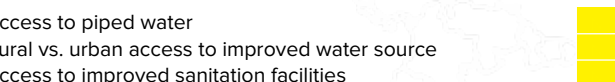
### Nutrition and Basic Medical Care

Score: 91.00 Rank: 69



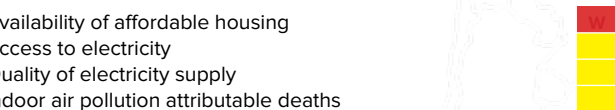
### Water and Sanitation

Score: 87.04 Rank: 58



### Shelter

Score: 68.57 Rank: 64



### Personal Safety

Score: 58.38 Rank: 73

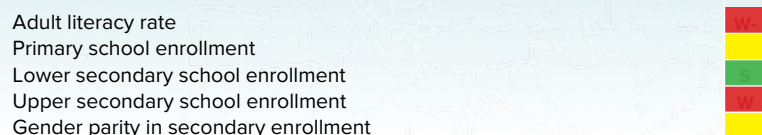


## FOUNDATIONS OF WELLBEING

Score (100): 64.25 Rank (132): 83

### Access to Basic Knowledge

Score: 87.15 Rank: 81



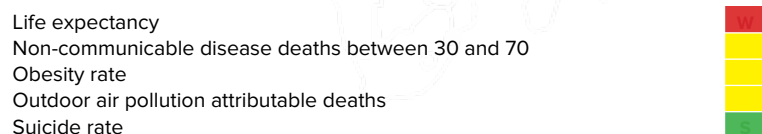
### Access to Information and Communications

Score: 50.63 Rank: 95



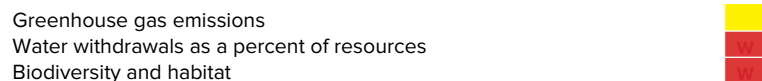
### Health and Wellness

Score: 79.65 Rank: 20



### Ecosystem Sustainability

Score: 39.56 Rank: 104

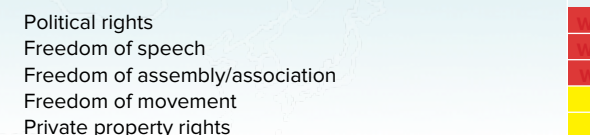


## OPPORTUNITY

Score (100): 36.90 Rank (132): 116

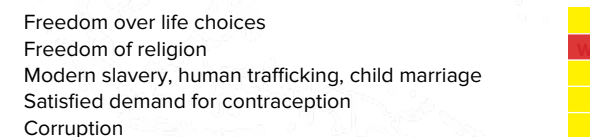
### Personal Rights

Score: 20.97 Rank: 119



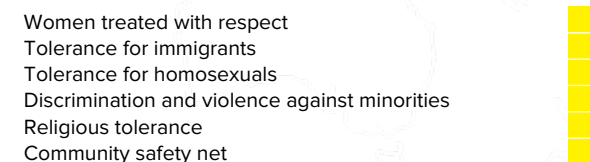
### Personal Freedom and Choice

Score: 59.91 Rank: 100



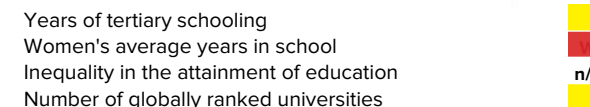
### Tolerance and Inclusion

Score: 40.94 Rank: 95



### Access to Advanced Education

Score: 25.79 Rank: 98



Relative Strength (Green), Neutral (Yellow), Relative Weakness (Red), n/a – no data available

Strengths and weaknesses are relative to 15 countries of similar GDP:

Armenia, Bosnia and Herzegovina, Jamaica, China, Albania, Namibia, Ukraine, Tunisia, Ecuador, Thailand, El Salvador, Dominican Republic, Azerbaijan, Egypt, and Colombia



# Social Progress Index rank: 127/132

GDP per capita rank: 81/132

ANGOLA



BASIC HUMAN NEEDS				FOUNDATIONS OF WELLBEING				OPPORTUNITY			
	Score (100)	Rank (132)			Score (100)	Rank (132)			Score (100)	Rank (132)	
<b>BASIC HUMAN NEEDS</b>	<b>41.67</b>	<b>118</b>	W	<b>FOUNDATIONS OF WELLBEING</b>	<b>46.38</b>	<b>127</b>	W	<b>OPPORTUNITY</b>	<b>31.75</b>	<b>124</b>	W
<b>Nutrition and Basic Medical Care</b>	<b>53.94</b>	<b>127</b>	W	<b>Access to Basic Knowledge</b>	<b>53.22</b>	<b>119</b>	W	<b>Personal Rights</b>	<b>21.84</b>	<b>117</b>	W
Undernourishment			W	Adult literacy rate			W	Political rights			W
Depth of food deficit			W	Primary school enrollment			W	Freedom of speech			W
Maternal mortality rate			W	Lower secondary school enrollment			W	Freedom of assembly/association			W
Stillbirth rate			W	Upper secondary school enrollment			W	Freedom of movement			W
Child mortality rate			W	Gender parity in secondary enrollment			W	Private property rights			W
Deaths from infectious diseases			W								
<b>Water and Sanitation</b>	<b>43.05</b>	<b>109</b>	W	<b>Access to Information and Communications</b>	<b>33.12</b>	<b>118</b>	W	<b>Personal Freedom and Choice</b>	<b>52.26</b>	<b>123</b>	W
Access to piped water			W	Mobile telephone subscriptions			W	Freedom over life choices			W
Rural vs. urban access to improved water source			W	Internet users			W	Freedom of religion			W
Access to improved sanitation facilities			W	Press Freedom Index			W	Modern slavery, human trafficking, child marriage			W
								Satisfied demand for contraception			W
								Corruption			W
<b>Shelter</b>	<b>28.09</b>	<b>118</b>	W	<b>Health and Wellness</b>	<b>66.60</b>	<b>107</b>	W	<b>Tolerance and Inclusion</b>	<b>37.22</b>	<b>107</b>	W
Availability of affordable housing			W	Life expectancy			W	Women treated with respect			W
Access to electricity			W	Non-communicable disease deaths between 30 and 70			W	Tolerance for immigrants			W
Quality of electricity supply			W	Obesity rate			W	Tolerance for homosexuals			W
Indoor air pollution attributable deaths			W	Outdoor air pollution attributable deaths			W	Discrimination and violence against minorities			W
				Suicide rate			W	Religious tolerance			W
								Community safety net			W
<b>Personal Safety</b>	<b>41.59</b>	<b>115</b>	W	<b>Ecosystem Sustainability</b>	<b>32.56</b>	<b>118</b>	W	<b>Access to Advanced Education</b>	<b>15.67</b>	<b>114</b>	W
Homicide rate			W	Greenhouse gas emissions			W	Years of tertiary schooling			n/a
Level of violent crime			W	Water withdrawals as a percent of resources			W	Women's average years in school			W
Perceived criminality			W	Biodiversity and habitat			W	Inequality in the attainment of education			W
Political terror			W					Number of globally ranked universities			W
Traffic deaths			W								

■ Relative Strength  
 ■ Neutral  
 ■ Relative Weakness  
 n/a – no data available

**Strengths and weaknesses are relative to 15 countries of similar GDP:**

Jordan, Paraguay, Sri Lanka, Georgia, Egypt, Mongolia, Morocco, Bolivia, Swaziland, El Salvador, Guatemala, Indonesia, Ukraine, Namibia, and Congo, Republic of



# Social Progress Index rank: 42/132

GDP per capita rank: 51/132

ARGENTINA



## BASIC HUMAN NEEDS

Score (100): 77.77 Rank (132): 54

## FOUNDATIONS OF WELLBEING

Score (100): 70.62 Rank (132): 58

## OPPORTUNITY

Score (100): 63.38 Rank (132): 33

Category	Score	Rank	Indicator	Relative Strength
<b>Nutrition and Basic Medical Care</b>	94.62	53		Neutral
Undernourishment				Neutral
Depth of food deficit				Neutral
Maternal mortality rate				Relative Weakness
Stillbirth rate				Neutral
Child mortality rate				Neutral
Deaths from infectious diseases				Neutral

Category	Score	Rank	Indicator	Relative Strength
<b>Access to Basic Knowledge</b>	94.53	48		Neutral
Adult literacy rate				Neutral
Primary school enrollment				Relative Strength
Lower secondary school enrollment				Neutral
Upper secondary school enrollment				Relative Weakness
Gender parity in secondary enrollment				Neutral

Category	Score	Rank	Indicator	Relative Strength
<b>Personal Rights</b>	66.55	49		Neutral
Political rights				Neutral
Freedom of speech				Neutral
Freedom of assembly/association				Relative Strength
Freedom of movement				Neutral
Private property rights				Relative Weakness

Category	Score	Rank	Indicator	Relative Strength
<b>Water and Sanitation</b>	95.65	36		Neutral
Access to piped water				Neutral
Rural vs. urban access to improved water source				Neutral
Access to improved sanitation facilities				Neutral

Category	Score	Rank	Indicator	Relative Strength
<b>Access to Information and Communications</b>	69.54	45		Neutral
Mobile telephone subscriptions				Neutral
Internet users				Relative Strength
Press Freedom Index				Neutral

Category	Score	Rank	Indicator	Relative Strength
<b>Personal Freedom and Choice</b>	73.61	37		Relative Strength
Freedom over life choices				Relative Strength
Freedom of religion				Relative Strength
Modern slavery, human trafficking, child marriage				Neutral
Satisfied demand for contraception				Neutral
Corruption				Neutral

Category	Score	Rank	Indicator	Relative Strength
<b>Shelter</b>	60.75	80		Neutral
Availability of affordable housing				Neutral
Access to electricity				Relative Weakness
Quality of electricity supply				Relative Weakness
Indoor air pollution attributable deaths				Neutral

Category	Score	Rank	Indicator	Relative Strength
<b>Health and Wellness</b>	70.56	84		Neutral
Life expectancy				Neutral
Non-communicable disease deaths between 30 and 70				Neutral
Obesity rate				Relative Weakness
Outdoor air pollution attributable deaths				Neutral
Suicide rate				Neutral

Category	Score	Rank	Indicator	Relative Strength
<b>Tolerance and Inclusion</b>	64.53	25		Relative Strength
Women treated with respect				Relative Weakness
Tolerance for immigrants				Relative Strength
Tolerance for homosexuals				Relative Strength
Discrimination and violence against minorities				Relative Strength
Religious tolerance				Neutral
Community safety net				Neutral

Category	Score	Rank	Indicator	Relative Strength
<b>Personal Safety</b>	60.07	71		Neutral
Homicide rate				Neutral
Level of violent crime				Neutral
Perceived criminality				Relative Weakness
Political terror				Neutral
Traffic deaths				Neutral

Category	Score	Rank	Indicator	Relative Strength
<b>Ecosystem Sustainability</b>	47.83	84		Neutral
Greenhouse gas emissions				Neutral
Water withdrawals as a percent of resources				Neutral
Biodiversity and habitat				Neutral

Category	Score	Rank	Indicator	Relative Strength
<b>Access to Advanced Education</b>	48.83	44		Relative Strength
Years of tertiary schooling				Neutral
Women's average years in school				Neutral
Inequality in the attainment of education				Neutral
Number of globally ranked universities				Relative Strength

■ Relative Strength 
 ■ Neutral 
 ■ Relative Weakness 
 n/a – no data available

**Strengths and weaknesses are relative to 15 countries of similar GDP:**

Venezuela, Romania, Kazakhstan, Costa Rica, Bulgaria, Lebanon, Montenegro, Iran, Brazil, Mauritius, Mexico, Belarus, South Africa, Serbia, and Turkey

# Social Progress Index rank: 60/132

GDP per capita rank: 71/132

ARMENIA



BASIC HUMAN NEEDS	Score (100)	Rank (132)	Indicator
	78.42	52	

FOUNDATIONS OF WELLBEING	Score (100)	Rank (132)	Indicator
	69.27	62	

OPPORTUNITY	Score (100)	Rank (132)	Indicator
	47.39	79	

Nutrition and Basic Medical Care	Score (100)	Rank (132)	Indicator
	92.39	61	
Undernourishment			
Depth of food deficit			
Maternal mortality rate			
Stillbirth rate			
Child mortality rate			
Deaths from infectious diseases			

Access to Basic Knowledge	Score (100)	Rank (132)	Indicator
	93.45	56	
Adult literacy rate			
Primary school enrollment			
Lower secondary school enrollment			
Upper secondary school enrollment			
Gender parity in secondary enrollment			

Personal Rights	Score (100)	Rank (132)	Indicator
	41.78	90	
Political rights			
Freedom of speech			
Freedom of assembly/association			
Freedom of movement			
Private property rights			

Water and Sanitation	Score (100)	Rank (132)	Indicator
	94.71	40	
Access to piped water			
Rural vs. urban access to improved water source			
Access to improved sanitation facilities			

Access to Information and Communications	Score (100)	Rank (132)	Indicator
	64.37	60	
Mobile telephone subscriptions			
Internet users			
Press Freedom Index			

Personal Freedom and Choice	Score (100)	Rank (132)	Indicator
	57.30	107	
Freedom over life choices			
Freedom of religion			
Modern slavery, human trafficking, child marriage			
Satisfied demand for contraception			
Corruption			

Shelter	Score (100)	Rank (132)	Indicator
	62.92	74	
Availability of affordable housing			
Access to electricity			
Quality of electricity supply			
Indoor air pollution attributable deaths			

Health and Wellness	Score (100)	Rank (132)	Indicator
	59.36	127	
Life expectancy			
Non-communicable disease deaths between 30 and 70			
Obesity rate			
Outdoor air pollution attributable deaths			
Suicide rate			

Tolerance and Inclusion	Score (100)	Rank (132)	Indicator
	39.30	99	
Women treated with respect			
Tolerance for immigrants			
Tolerance for homosexuals			
Discrimination and violence against minorities			
Religious tolerance			
Community safety net			

Personal Safety	Score (100)	Rank (132)	Indicator
	63.66	63	
Homicide rate			
Level of violent crime			
Perceived criminality			
Political terror			
Traffic deaths			

Ecosystem Sustainability	Score (100)	Rank (132)	Indicator
	59.91	49	
Greenhouse gas emissions			
Water withdrawals as a percent of resources			
Biodiversity and habitat			

Access to Advanced Education	Score (100)	Rank (132)	Indicator
	51.20	37	
Years of tertiary schooling			
Women's average years in school			
Inequality in the attainment of education			
Number of globally ranked universities			

■ Relative Strength   
 ■ Neutral   
 ■ Relative Weakness   
 n/a – no data available

**Strengths and weaknesses are relative to 15 countries of similar GDP:**

Bosnia and Herzegovina, Algeria, Jamaica, China, Albania, Namibia, Ukraine, Tunisia, Ecuador, Thailand, El Salvador, Dominican Republic, Azerbaijan, Egypt, and Colombia

# Social Progress Index rank: 10/132

GDP per capita rank: 10/132

AUSTRALIA



BASIC HUMAN NEEDS	Score (100)	Rank (132)	Relative Strength
	92.47	14	Neutral

FOUNDATIONS OF WELLBEING	Score (100)	Rank (132)	Relative Strength
	80.27	18	Neutral

OPPORTUNITY	Score (100)	Rank (132)	Relative Strength
	85.54	3	Relative Strength

Nutrition and Basic Medical Care	Score (100)	Rank (132)	Relative Strength
	98.28	11	Neutral
Undernourishment			Neutral
Depth of food deficit			Neutral
Maternal mortality rate			Neutral
Stillbirth rate			Neutral
Child mortality rate			Neutral
Deaths from infectious diseases			Neutral

Access to Basic Knowledge	Score (100)	Rank (132)	Relative Strength
	96.80	29	Neutral
Adult literacy rate			Neutral
Primary school enrollment			Neutral
Lower secondary school enrollment			Neutral
Upper secondary school enrollment			Neutral
Gender parity in secondary enrollment			Relative Weakness

Personal Rights	Score (100)	Rank (132)	Relative Strength
	97.60	2	Relative Strength
Political rights			Neutral
Freedom of speech			Relative Strength
Freedom of assembly/association			Neutral
Freedom of movement			Neutral
Private property rights			Neutral

Water and Sanitation	Score (100)	Rank (132)	Relative Strength
	99.94	12	Neutral
Access to piped water			n/a
Rural vs. urban access to improved water source			Neutral
Access to improved sanitation facilities			Neutral

Access to Information and Communications	Score (100)	Rank (132)	Relative Strength
	83.36	19	Neutral
Mobile telephone subscriptions			Neutral
Internet users			Neutral
Press Freedom Index			Relative Weakness

Personal Freedom and Choice	Score (100)	Rank (132)	Relative Strength
	90.56	8	Neutral
Freedom over life choices			Neutral
Freedom of religion			Neutral
Modern slavery, human trafficking, child marriage			Neutral
Satisfied demand for contraception			Neutral
Corruption			Neutral

Shelter	Score (100)	Rank (132)	Relative Strength
	84.12	18	Relative Weakness
Availability of affordable housing			Neutral
Access to electricity			Neutral
Quality of electricity supply			Relative Weakness
Indoor air pollution attributable deaths			Neutral

Health and Wellness	Score (100)	Rank (132)	Relative Strength
	81.79	5	Neutral
Life expectancy			Neutral
Non-communicable disease deaths between 30 and 70			Relative Strength
Obesity rate			Neutral
Outdoor air pollution attributable deaths			Relative Strength
Suicide rate			Neutral

Tolerance and Inclusion	Score (100)	Rank (132)	Relative Strength
	78.70	6	Neutral
Women treated with respect			Neutral
Tolerance for immigrants			Relative Strength
Tolerance for homosexuals			Neutral
Discrimination and violence against minorities			Neutral
Religious tolerance			Neutral
Community safety net			Neutral

Personal Safety	Score (100)	Rank (132)	Relative Strength
	87.53	15	Neutral
Homicide rate			Neutral
Level of violent crime			Relative Weakness
Perceived criminality			Neutral
Political terror			Neutral
Traffic deaths			Neutral

Ecosystem Sustainability	Score (100)	Rank (132)	Relative Strength
	59.14	52	Neutral
Greenhouse gas emissions			Neutral
Water withdrawals as a percent of resources			Relative Weakness
Biodiversity and habitat			Neutral

Access to Advanced Education	Score (100)	Rank (132)	Relative Strength
	75.32	6	Neutral
Years of tertiary schooling			Relative Strength
Women's average years in school			Neutral
Inequality in the attainment of education			Relative Strength
Number of globally ranked universities			Neutral

■ Relative Strength    
 ■ Neutral    
 ■ Relative Weakness    
 n/a – no data available

**Strengths and weaknesses are relative to 15 countries of similar GDP:**  
 Canada, Austria, United Arab Emirates, Sweden, Netherlands, Germany, Ireland, Iceland, United Kingdom, Belgium, Denmark, Switzerland, Finland, Japan, and Kuwait



# Social Progress Index rank: 11/132

GDP per capita rank: 8/132

AUSTRIA



	Score (100)	Rank (132)	
<b>BASIC HUMAN NEEDS</b>	<b>94.57</b>	<b>6</b>	

	Score (100)	Rank (132)	
<b>FOUNDATIONS OF WELLBEING</b>	<b>86.35</b>	<b>5</b>	

	Score (100)	Rank (132)	
<b>OPPORTUNITY</b>	<b>74.42</b>	<b>20</b>	

	Score (100)	Rank (132)	
<b>Nutrition and Basic Medical Care</b>	<b>98.21</b>	<b>15</b>	
Undernourishment			
Depth of food deficit			
Maternal mortality rate			
Stillbirth rate			
Child mortality rate			
Deaths from infectious diseases			

	Score (100)	Rank (132)	
<b>Access to Basic Knowledge</b>	<b>96.56</b>	<b>33</b>	
Adult literacy rate			
Primary school enrollment			
Lower secondary school enrollment			
Upper secondary school enrollment			
Gender parity in secondary enrollment			

	Score (100)	Rank (132)	
<b>Personal Rights</b>	<b>87.96</b>	<b>9</b>	
Political rights			
Freedom of speech			
Freedom of assembly/association			
Freedom of movement			
Private property rights			

	Score (100)	Rank (132)	
<b>Water and Sanitation</b>	<b>100.00</b>	<b>1</b>	
Access to piped water			
Rural vs. urban access to improved water source			
Access to improved sanitation facilities			

	Score (100)	Rank (132)	
<b>Access to Information and Communications</b>	<b>94.1</b>	<b>9</b>	
Mobile telephone subscriptions			
Internet users			
Press Freedom Index			

	Score (100)	Rank (132)	
<b>Personal Freedom and Choice</b>	<b>83.20</b>	<b>17</b>	
Freedom over life choices			
Freedom of religion			
Modern slavery, human trafficking, child marriage			
Satisfied demand for contraception			
Corruption			

	Score (100)	Rank (132)	
<b>Shelter</b>	<b>88.38</b>	<b>8</b>	
Availability of affordable housing			
Access to electricity			
Quality of electricity supply			
Indoor air pollution attributable deaths			

	Score (100)	Rank (132)	
<b>Health and Wellness</b>	<b>79.98</b>	<b>17</b>	
Life expectancy			
Non-communicable disease deaths between 30 and 70			
Obesity rate			
Outdoor air pollution attributable deaths			
Suicide rate			

	Score (100)	Rank (132)	
<b>Tolerance and Inclusion</b>	<b>66.45</b>	<b>21</b>	
Women treated with respect			
Tolerance for immigrants			
Tolerance for homosexuals			
Discrimination and violence against minorities			
Religious tolerance			
Community safety net			

	Score (100)	Rank (132)	
<b>Personal Safety</b>	<b>91.67</b>	<b>8</b>	
Homicide rate			
Level of violent crime			
Perceived criminality			
Political terror			
Traffic deaths			

	Score (100)	Rank (132)	
<b>Ecosystem Sustainability</b>	<b>74.76</b>	<b>8</b>	
Greenhouse gas emissions			
Water withdrawals as a percent of resources			
Biodiversity and habitat			

	Score (100)	Rank (132)	
<b>Access to Advanced Education</b>	<b>60.09</b>	<b>25</b>	
Years of tertiary schooling			
Women's average years in school			
Inequality in the attainment of education			
Number of globally ranked universities			

Relative Strength Neutral Relative Weakness n/a – no data available

**Strengths and weaknesses are relative to 15 countries of similar GDP:**

United Arab Emirates, Netherlands, Canada, Ireland, Australia, Sweden, Germany, Iceland, Switzerland, United Kingdom, Belgium, Denmark, Kuwait, Finland, and Japan

# Social Progress Index rank: 73/132

GDP per capita rank: 63/132

AZERBAIJAN



BASIC HUMAN NEEDS	Score (100)	Rank (132)	Relative Strength
	76.19	60	Neutral

FOUNDATIONS OF WELLBEING	Score (100)	Rank (132)	Relative Strength
	68.59	67	Neutral

OPPORTUNITY	Score (100)	Rank (132)	Relative Strength
	42.54	99	Relative Weakness

Nutrition and Basic Medical Care	Score (100)	Rank (132)	Relative Strength
	91.43	66	Neutral
Undernourishment			Neutral
Depth of food deficit			Relative Strength
Maternal mortality rate			Neutral
Stillbirth rate			Neutral
Child mortality rate			Relative Weakness
Deaths from infectious diseases			Neutral

Access to Basic Knowledge	Score (100)	Rank (132)	Relative Strength
	93.26	57	Neutral
Adult literacy rate			Relative Strength
Primary school enrollment			Neutral
Lower secondary school enrollment			Relative Weakness
Upper secondary school enrollment			Relative Strength
Gender parity in secondary enrollment			Relative Weakness

Personal Rights	Score (100)	Rank (132)	Relative Strength
	28.21	111	Relative Weakness
Political rights			Relative Weakness
Freedom of speech			Neutral
Freedom of assembly/association			Relative Weakness
Freedom of movement			Neutral
Private property rights			Relative Weakness

Water and Sanitation	Score (100)	Rank (132)	Relative Strength
	68.56	86	Relative Weakness
Access to piped water			Relative Weakness
Rural vs. urban access to improved water source			Relative Weakness
Access to improved sanitation facilities			Relative Weakness

Access to Information and Communications	Score (100)	Rank (132)	Relative Strength
	63.46	62	Neutral
Mobile telephone subscriptions			Neutral
Internet users			Relative Strength
Press Freedom Index			Relative Weakness

Personal Freedom and Choice	Score (100)	Rank (132)	Relative Strength
	55.42	112	Relative Weakness
Freedom over life choices			Neutral
Freedom of religion			Relative Weakness
Modern slavery, human trafficking, child marriage			Neutral
Satisfied demand for contraception			Neutral
Corruption			Relative Weakness

Shelter	Score (100)	Rank (132)	Relative Strength
	77.50	38	Relative Strength
Availability of affordable housing			Neutral
Access to electricity			Neutral
Quality of electricity supply			Neutral
Indoor air pollution attributable deaths			Neutral

Health and Wellness	Score (100)	Rank (132)	Relative Strength
	68.04	101	Relative Weakness
Life expectancy			Relative Weakness
Non-communicable disease deaths between 30 and 70			Relative Weakness
Obesity rate			Neutral
Outdoor air pollution attributable deaths			Neutral
Suicide rate			Relative Strength

Tolerance and Inclusion	Score (100)	Rank (132)	Relative Strength
	39.69	97	Neutral
Women treated with respect			Relative Strength
Tolerance for immigrants			Neutral
Tolerance for homosexuals			Relative Weakness
Discrimination and violence against minorities			Neutral
Religious tolerance			Neutral
Community safety net			Neutral

Personal Safety	Score (100)	Rank (132)	Relative Strength
	67.29	51	Neutral
Homicide rate			Neutral
Level of violent crime			Relative Strength
Perceived criminality			Relative Strength
Political terror			Neutral
Traffic deaths			Neutral

Ecosystem Sustainability	Score (100)	Rank (132)	Relative Strength
	49.61	79	Neutral
Greenhouse gas emissions			Neutral
Water withdrawals as a percent of resources			Neutral
Biodiversity and habitat			Neutral

Access to Advanced Education	Score (100)	Rank (132)	Relative Strength
	46.85	52	Relative Strength
Years of tertiary schooling			n/a
Women's average years in school			Relative Strength
Inequality in the attainment of education			Relative Strength
Number of globally ranked universities			Neutral

■ Relative Strength   
 ■ Neutral   
 ■ Relative Weakness   
 n/a – no data available

**Strengths and weaknesses are relative to 15 countries of similar GDP:**

Dominican Republic, Colombia, Thailand, Ecuador, Tunisia, Macedonia, Peru, Albania, Serbia, China, South Africa, Brazil, Algeria, Armenia, and Bosnia and Herzegovina

# Social Progress Index rank: 99/132

GDP per capita rank: 113/132

BANGLADESH



BASIC HUMAN NEEDS	Score (100)	Rank (132)	Relative Strength
	57.28	98	Relative Strength

FOUNDATIONS OF WELLBEING	Score (100)	Rank (132)	Relative Strength
	59.40	100	Neutral

OPPORTUNITY	Score (100)	Rank (132)	Relative Strength
	39.44	108	Neutral

Nutrition and Basic Medical Care	Score (100)	Rank (132)	Relative Strength
	72.55	99	Neutral
Undernourishment			Neutral
Depth of food deficit			Neutral
Maternal mortality rate			Neutral
Stillbirth rate			Relative Weakness
Child mortality rate			Relative Strength
Deaths from infectious diseases			Relative Strength

Access to Basic Knowledge	Score (100)	Rank (132)	Relative Strength
	71.65	102	Neutral
Adult literacy rate			Neutral
Primary school enrollment			Neutral
Lower secondary school enrollment			Neutral
Upper secondary school enrollment			Neutral
Gender parity in secondary enrollment			Relative Strength

Personal Rights	Score (100)	Rank (132)	Relative Strength
	51.40	74	Neutral
Political rights			Neutral
Freedom of speech			Neutral
Freedom of assembly/association			Neutral
Freedom of movement			Neutral
Private property rights			Relative Weakness

Water and Sanitation	Score (100)	Rank (132)	Relative Strength
	56.57	93	Relative Strength
Access to piped water			Neutral
Rural vs. urban access to improved water source			Relative Strength
Access to improved sanitation facilities			Relative Strength

Access to Information and Communications	Score (100)	Rank (132)	Relative Strength
	35.4	115	Neutral
Mobile telephone subscriptions			Neutral
Internet users			Neutral
Press Freedom Index			Relative Weakness

Personal Freedom and Choice	Score (100)	Rank (132)	Relative Strength
	61.66	88	Neutral
Freedom over life choices			Neutral
Freedom of religion			Relative Weakness
Modern slavery, human trafficking, child marriage			Relative Strength
Satisfied demand for contraception			Relative Strength
Corruption			Neutral

Shelter	Score (100)	Rank (132)	Relative Strength
	42.91	97	Neutral
Availability of affordable housing			Relative Strength
Access to electricity			Relative Strength
Quality of electricity supply			Neutral
Indoor air pollution attributable deaths			Neutral

Health and Wellness	Score (100)	Rank (132)	Relative Strength
	76.58	44	Relative Strength
Life expectancy			Relative Strength
Non-communicable disease deaths between 30 and 70			Neutral
Obesity rate			Relative Strength
Outdoor air pollution attributable deaths			Neutral
Suicide rate			Neutral

Tolerance and Inclusion	Score (100)	Rank (132)	Relative Strength
	30.13	126	Relative Weakness
Women treated with respect			Relative Strength
Tolerance for immigrants			Neutral
Tolerance for homosexuals			Neutral
Discrimination and violence against minorities			Relative Weakness
Religious tolerance			Relative Weakness
Community safety net			Relative Weakness

Personal Safety	Score (100)	Rank (132)	Relative Strength
	57.08	79	Neutral
Homicide rate			Relative Strength
Level of violent crime			Relative Weakness
Perceived criminality			Neutral
Political terror			Neutral
Traffic deaths			Relative Strength

Ecosystem Sustainability	Score (100)	Rank (132)	Relative Strength
	53.97	68	Neutral
Greenhouse gas emissions			Neutral
Water withdrawals as a percent of resources			Neutral
Biodiversity and habitat			Neutral

Access to Advanced Education	Score (100)	Rank (132)	Relative Strength
	14.56	115	Neutral
Years of tertiary schooling			Relative Strength
Women's average years in school			Neutral
Inequality in the attainment of education			Neutral
Number of globally ranked universities			Neutral

■ Relative Strength   
 ■ Neutral   
 ■ Relative Weakness   
 n/a – no data available

**Strengths and weaknesses are relative to 15 countries of similar GDP:**  
 Senegal, Lesotho, Kenya, Ghana, Zambia, Tanzania, Chad, Benin, Sudan, Tajikistan, Burkina Faso, Nepal, Cameroon, Djibouti, and Rwanda



# Social Progress Index rank: 58/132

GDP per capita rank: 45/132

BELARUS



BASIC HUMAN NEEDS	Score (100)	Rank (132)	Relative Strength
	84.13	38	Relative Strength

FOUNDATIONS OF WELLBEING	Score (100)	Rank (132)	Relative Strength
	67.35	73	Neutral

OPPORTUNITY	Score (100)	Rank (132)	Relative Weakness
	44.13	91	Relative Weakness

Nutrition and Basic Medical Care	Score (100)	Rank (132)	Relative Strength
	97.93	23	Relative Strength
Undernourishment			Neutral
Depth of food deficit			Neutral
Maternal mortality rate			Relative Strength
Stillbirth rate			Relative Strength
Child mortality rate			Relative Strength
Deaths from infectious diseases			Neutral

Access to Basic Knowledge	Score (100)	Rank (132)	Relative Strength
	96.78	30	Relative Strength
Adult literacy rate			Relative Strength
Primary school enrollment			Neutral
Lower secondary school enrollment			Relative Strength
Upper secondary school enrollment			Relative Strength
Gender parity in secondary enrollment			Relative Weakness

Personal Rights	Score (100)	Rank (132)	Relative Weakness
	15.15	126	Relative Weakness
Political rights			Relative Weakness
Freedom of speech			Relative Weakness
Freedom of assembly/association			Relative Weakness
Freedom of movement			Relative Weakness
Private property rights			Neutral

Water and Sanitation	Score (100)	Rank (132)	Relative Strength
	94.76	39	Neutral
Access to piped water			Neutral
Rural vs. urban access to improved water source			Neutral
Access to improved sanitation facilities			Neutral

Access to Information and Communications	Score (100)	Rank (132)	Relative Strength
	61.19	70	Neutral
Mobile telephone subscriptions			Neutral
Internet users			Neutral
Press Freedom Index			Relative Weakness

Personal Freedom and Choice	Score (100)	Rank (132)	Relative Weakness
	61.83	84	Relative Weakness
Freedom over life choices			Relative Weakness
Freedom of religion			Relative Weakness
Modern slavery, human trafficking, child marriage			Neutral
Satisfied demand for contraception			Neutral
Corruption			Neutral

Shelter	Score (100)	Rank (132)	Relative Strength
	74.99	48	Neutral
Availability of affordable housing			Neutral
Access to electricity			Neutral
Quality of electricity supply			n/a
Indoor air pollution attributable deaths			Neutral

Health and Wellness	Score (100)	Rank (132)	Relative Weakness
	56.56	129	Relative Weakness
Life expectancy			Neutral
Non-communicable disease deaths between 30 and 70			Relative Weakness
Obesity rate			Neutral
Outdoor air pollution attributable deaths			Neutral
Suicide rate			Relative Weakness

Tolerance and Inclusion	Score (100)	Rank (132)	Relative Strength
	49.08	71	Neutral
Women treated with respect			Neutral
Tolerance for immigrants			Neutral
Tolerance for homosexuals			Neutral
Discrimination and violence against minorities			Neutral
Religious tolerance			Relative Strength
Community safety net			Neutral

Personal Safety	Score (100)	Rank (132)	Relative Strength
	68.84	46	Neutral
Homicide rate			Neutral
Level of violent crime			Relative Strength
Perceived criminality			Neutral
Political terror			Neutral
Traffic deaths			Neutral

Ecosystem Sustainability	Score (100)	Rank (132)	Relative Strength
	54.87	65	Neutral
Greenhouse gas emissions			Neutral
Water withdrawals as a percent of resources			Relative Strength
Biodiversity and habitat			Neutral

Access to Advanced Education	Score (100)	Rank (132)	Relative Strength
	50.46	39	Neutral
Years of tertiary schooling			n/a
Women's average years in school			Relative Strength
Inequality in the attainment of education			Relative Strength
Number of globally ranked universities			Neutral

■ Relative Strength   
 ■ Neutral   
 ■ Relative Weakness   
 n/a – no data available

**Strengths and weaknesses are relative to 15 countries of similar GDP:**

Turkey, Mexico, Mauritius, Uruguay, Botswana, Lebanon, Panama, Bulgaria, Malaysia, Kazakhstan, Russia, Argentina, Venezuela, Romania, and Costa Rica

# Social Progress Index rank: 17/132

GDP per capita rank: 15/132

BELGIUM



## BASIC HUMAN NEEDS

Score (100) **92.74** Rank (132) **13**

## FOUNDATIONS OF WELLBEING

Score (100) **78.81** Rank (132) **23**

## OPPORTUNITY

Score (100) **76.34** Rank (132) **15**

Category	Score (100)	Rank (132)	Relative Strength
<b>Nutrition and Basic Medical Care</b>	<b>98.26</b>	<b>13</b>	Neutral
Undernourishment			Neutral
Depth of food deficit			Neutral
Maternal mortality rate			Neutral
Stillbirth rate			Neutral
Child mortality rate			Neutral
Deaths from infectious diseases			Neutral

Category	Score (100)	Rank (132)	Relative Strength
<b>Access to Basic Knowledge</b>	<b>98.40</b>	<b>12</b>	Neutral
Adult literacy rate			Neutral
Primary school enrollment			Neutral
Lower secondary school enrollment			Neutral
Upper secondary school enrollment			Neutral
Gender parity in secondary enrollment			Relative Weakness

Category	Score (100)	Rank (132)	Relative Strength
<b>Personal Rights</b>	<b>85.56</b>	<b>19</b>	Neutral
Political rights			Neutral
Freedom of speech			Neutral
Freedom of assembly/association			Neutral
Freedom of movement			Neutral
Private property rights			Relative Weakness

Category	Score (100)	Rank (132)	Relative Strength
<b>Water and Sanitation</b>	<b>100.00</b>	<b>1</b>	Neutral
Access to piped water			Neutral
Rural vs. urban access to improved water source			Neutral
Access to improved sanitation facilities			Neutral

Category	Score (100)	Rank (132)	Relative Strength
<b>Access to Information and Communications</b>	<b>88.83</b>	<b>12</b>	Neutral
Mobile telephone subscriptions			Neutral
Internet users			Neutral
Press Freedom Index			Neutral

Category	Score (100)	Rank (132)	Relative Strength
<b>Personal Freedom and Choice</b>	<b>81.99</b>	<b>22</b>	Relative Weakness
Freedom over life choices			Relative Weakness
Freedom of religion			Relative Weakness
Modern slavery, human trafficking, child marriage			Neutral
Satisfied demand for contraception			Neutral
Corruption			Neutral

Category	Score (100)	Rank (132)	Relative Strength
<b>Shelter</b>	<b>86.11</b>	<b>13</b>	Neutral
Availability of affordable housing			Neutral
Access to electricity			Neutral
Quality of electricity supply			Neutral
Indoor air pollution attributable deaths			Neutral

Category	Score (100)	Rank (132)	Relative Strength
<b>Health and Wellness</b>	<b>77.85</b>	<b>34</b>	Relative Weakness
Life expectancy			Neutral
Non-communicable disease deaths between 30 and 70			Neutral
Obesity rate			Neutral
Outdoor air pollution attributable deaths			Neutral
Suicide rate			Relative Weakness

Category	Score (100)	Rank (132)	Relative Strength
<b>Tolerance and Inclusion</b>	<b>70.24</b>	<b>18</b>	Neutral
Women treated with respect			Neutral
Tolerance for immigrants			Relative Weakness
Tolerance for homosexuals			Neutral
Discrimination and violence against minorities			Neutral
Religious tolerance			Neutral
Community safety net			Neutral

Category	Score (100)	Rank (132)	Relative Strength
<b>Personal Safety</b>	<b>86.60</b>	<b>16</b>	Neutral
Homicide rate			Neutral
Level of violent crime			Relative Weakness
Perceived criminality			Neutral
Political terror			Neutral
Traffic deaths			Relative Weakness

Category	Score (100)	Rank (132)	Relative Strength
<b>Ecosystem Sustainability</b>	<b>50.16</b>	<b>78</b>	Relative Weakness
Greenhouse gas emissions			Neutral
Water withdrawals as a percent of resources			Relative Weakness
Biodiversity and habitat			Neutral

Category	Score (100)	Rank (132)	Relative Strength
<b>Access to Advanced Education</b>	<b>67.56</b>	<b>16</b>	Neutral
Years of tertiary schooling			Neutral
Women's average years in school			Neutral
Inequality in the attainment of education			Relative Weakness
Number of globally ranked universities			Neutral

■ Relative Strength 
 ■ Neutral 
 ■ Relative Weakness 
 n/a – no data available

**Strengths and weaknesses are relative to 15 countries of similar GDP:**

United Kingdom, Denmark, Finland, Japan, Iceland, Germany, Sweden, France, Australia, Canada, Austria, United Arab Emirates, Netherlands, Ireland, and Korea, Republic of

**SOCIAL  
PROGRESS  
IMPERATIVE**

www.socialprogressimperative.org

# Social Progress Index rank: 106/132

GDP per capita rank: 117/132

BENIN



BASIC HUMAN NEEDS	Score (100)	Rank (132)	Indicator
	47.76	109	

FOUNDATIONS OF WELLBEING	Score (100)	Rank (132)	Indicator
	57.24	107	

OPPORTUNITY	Score (100)	Rank (132)	Indicator
	42.33	100	

Nutrition and Basic Medical Care	Score	Rank	Indicator
	72.09	100	
Undernourishment			
Depth of food deficit			
Maternal mortality rate			
Stillbirth rate			
Child mortality rate			
Deaths from infectious diseases			

Access to Basic Knowledge	Score	Rank	Indicator
	50.50	124	
Adult literacy rate			
Primary school enrollment			
Lower secondary school enrollment			
Upper secondary school enrollment			
Gender parity in secondary enrollment			

Personal Rights	Score	Rank	Indicator
	52.05	73	
Political rights			
Freedom of speech			
Freedom of assembly/association			
Freedom of movement			
Private property rights			

Water and Sanitation	Score	Rank	Indicator
	36.68	114	
Access to piped water			
Rural vs. urban access to improved water source			
Access to improved sanitation facilities			

Access to Information and Communications	Score	Rank	Indicator
	47.6	98	
Mobile telephone subscriptions			
Internet users			
Press Freedom Index			

Personal Freedom and Choice	Score	Rank	Indicator
	58.85	103	
Freedom over life choices			
Freedom of religion			
Modern slavery, human trafficking, child marriage			
Satisfied demand for contraception			
Corruption			

Shelter	Score	Rank	Indicator
	31.47	113	
Availability of affordable housing			
Access to electricity			
Quality of electricity supply			
Indoor air pollution attributable deaths			

Health and Wellness	Score	Rank	Indicator
	72.35	78	
Life expectancy			
Non-communicable disease deaths between 30 and 70			
Obesity rate			
Outdoor air pollution attributable deaths			
Suicide rate			

Tolerance and Inclusion	Score	Rank	Indicator
	49.26	69	
Women treated with respect			
Tolerance for immigrants			
Tolerance for homosexuals			
Discrimination and violence against minorities			
Religious tolerance			
Community safety net			

Personal Safety	Score	Rank	Indicator
	50.79	93	
Homicide rate			
Level of violent crime			
Perceived criminality			
Political terror			
Traffic deaths			

Ecosystem Sustainability	Score	Rank	Indicator
	58.51	53	
Greenhouse gas emissions			
Water withdrawals as a percent of resources			
Biodiversity and habitat			

Access to Advanced Education	Score	Rank	Indicator
	9.17	124	
Years of tertiary schooling			
Women's average years in school			
Inequality in the attainment of education			
Number of globally ranked universities			

■ Relative Strength   
 ■ Neutral   
 ■ Relative Weakness   
 n/a – no data available

**Strengths and weaknesses are relative to 15 countries of similar GDP:**

Tanzania, Burkina Faso, Nepal, Zambia, Kenya, Rwanda, Uganda, Bangladesh, Senegal, Mali, Lesotho, Ghana, Central African Republic, Guinea, and Togo



# Social Progress Index rank: 71/132

GDP per capita rank: 85/132

BOLIVIA



BASIC HUMAN NEEDS	Score (100)	Rank (132)	Relative Strength
	63.44	88	Neutral

FOUNDATIONS OF WELLBEING	Score (100)	Rank (132)	Relative Strength
	71.42	55	Neutral

OPPORTUNITY	Score (100)	Rank (132)	Relative Strength
	53.85	59	Neutral

Nutrition and Basic Medical Care	Score (100)	Rank (132)	Relative Strength
	77.11	93	Neutral
Undernourishment			Neutral
Depth of food deficit			Neutral
Maternal mortality rate			Neutral
Stillbirth rate			Neutral
Child mortality rate			Neutral
Deaths from infectious diseases			Neutral

Access to Basic Knowledge	Score (100)	Rank (132)	Relative Strength
	86.22	86	Neutral
Adult literacy rate			Neutral
Primary school enrollment			Relative Weakness
Lower secondary school enrollment			Neutral
Upper secondary school enrollment			Neutral
Gender parity in secondary enrollment			Neutral

Personal Rights	Score (100)	Rank (132)	Relative Strength
	54.18	71	Neutral
Political rights			Neutral
Freedom of speech			Neutral
Freedom of assembly/association			Neutral
Freedom of movement			Relative Strength
Private property rights			Relative Weakness

Water and Sanitation	Score (100)	Rank (132)	Relative Strength
	61.55	89	Neutral
Access to piped water			Neutral
Rural vs. urban access to improved water source			Neutral
Access to improved sanitation facilities			Relative Weakness

Access to Information and Communications	Score (100)	Rank (132)	Relative Strength
	59.44	74	Neutral
Mobile telephone subscriptions			Neutral
Internet users			Relative Strength
Press Freedom Index			Relative Strength

Personal Freedom and Choice	Score (100)	Rank (132)	Relative Strength
	72.45	42	Neutral
Freedom over life choices			Relative Strength
Freedom of religion			Relative Strength
Modern slavery, human trafficking, child marriage			Relative Weakness
Satisfied demand for contraception			Neutral
Corruption			Neutral

Shelter	Score (100)	Rank (132)	Relative Strength
	53.78	92	Neutral
Availability of affordable housing			Neutral
Access to electricity			Neutral
Quality of electricity supply			Neutral
Indoor air pollution attributable deaths			Neutral

Health and Wellness	Score (100)	Rank (132)	Relative Strength
	78.25	27	Neutral
Life expectancy			Neutral
Non-communicable disease deaths between 30 and 70			Relative Strength
Obesity rate			Neutral
Outdoor air pollution attributable deaths			Relative Strength
Suicide rate			Neutral

Tolerance and Inclusion	Score (100)	Rank (132)	Relative Strength
	54.47	51	Neutral
Women treated with respect			Relative Weakness
Tolerance for immigrants			Relative Strength
Tolerance for homosexuals			Relative Strength
Discrimination and violence against minorities			Neutral
Religious tolerance			Relative Strength
Community safety net			Neutral

Personal Safety	Score (100)	Rank (132)	Relative Strength
	61.31	67	Neutral
Homicide rate			Neutral
Level of violent crime			Neutral
Perceived criminality			Neutral
Political terror			Neutral
Traffic deaths			Neutral

Ecosystem Sustainability	Score (100)	Rank (132)	Relative Strength
	61.75	45	Neutral
Greenhouse gas emissions			Relative Weakness
Water withdrawals as a percent of resources			Relative Strength
Biodiversity and habitat			Neutral

Access to Advanced Education	Score (100)	Rank (132)	Relative Strength
	34.31	81	Neutral
Years of tertiary schooling			Relative Strength
Women's average years in school			Neutral
Inequality in the attainment of education			Neutral
Number of globally ranked universities			Neutral

■ Relative Strength   
 ■ Neutral   
 ■ Relative Weakness   
 n/a – no data available

**Strengths and weaknesses are relative to 15 countries of similar GDP:**

Morocco, Swaziland, Guatemala, Mongolia, Indonesia, Georgia, Angola, Congo, Republic of, Jordan, Paraguay, Philippines, Sri Lanka, Iraq, Honduras, and Nicaragua

# Social Progress Index rank: 61/132

GDP per capita rank: 72/132

## BOSNIA AND HERZEGOVINA



	Score (100)	Rank (132)	
<b>BASIC HUMAN NEEDS</b>	<b>84.52</b>	<b>37</b>	

	Score (100)	Rank (132)	
<b>FOUNDATIONS OF WELLBEING</b>	<b>63.53</b>	<b>89</b>	

	Score (100)	Rank (132)	
<b>OPPORTUNITY</b>	<b>46.93</b>	<b>80</b>	

<b>Nutrition and Basic Medical Care</b>			
	Score (100)	Rank (132)	
Undernourishment	97.30	30	
Depth of food deficit			
Maternal mortality rate			
Stillbirth rate			
Child mortality rate			
Deaths from infectious diseases			

<b>Access to Basic Knowledge</b>			
	Score (100)	Rank (132)	
Adult literacy rate	90.21	73	
Primary school enrollment			
Lower secondary school enrollment			
Upper secondary school enrollment			
Gender parity in secondary enrollment			

<b>Personal Rights</b>			
	Score (100)	Rank (132)	
Political rights	46.23	85	
Freedom of speech			
Freedom of assembly/association			
Freedom of movement			
Private property rights			

<b>Water and Sanitation</b>			
	Score (100)	Rank (132)	
Access to piped water	92.32	47	
Rural vs. urban access to improved water source			
Access to improved sanitation facilities			

<b>Access to Information and Communications</b>			
	Score (100)	Rank (132)	
Mobile telephone subscriptions	68.1	48	
Internet users			
Press Freedom Index			

<b>Personal Freedom and Choice</b>			
	Score (100)	Rank (132)	
Freedom over life choices	61.80	85	
Freedom of religion			
Modern slavery, human trafficking, child marriage			
Satisfied demand for contraception			
Corruption			

<b>Shelter</b>			
	Score (100)	Rank (132)	
Availability of affordable housing	72.76	54	
Access to electricity			
Quality of electricity supply			
Indoor air pollution attributable deaths			

<b>Health and Wellness</b>			
	Score (100)	Rank (132)	
Life expectancy	63.54	118	
Non-communicable disease deaths between 30 and 70			
Obesity rate			
Outdoor air pollution attributable deaths			
Suicide rate			

<b>Tolerance and Inclusion</b>			
	Score (100)	Rank (132)	
Women treated with respect	37.17	108	
Tolerance for immigrants			
Tolerance for homosexuals			
Discrimination and violence against minorities			
Religious tolerance			
Community safety net			

<b>Personal Safety</b>			
	Score (100)	Rank (132)	
Homicide rate	75.69	33	
Level of violent crime			
Perceived criminality			
Political terror			
Traffic deaths			

<b>Ecosystem Sustainability</b>			
	Score (100)	Rank (132)	
Greenhouse gas emissions	32.29	119	
Water withdrawals as a percent of resources			
Biodiversity and habitat			

<b>Access to Advanced Education</b>			
	Score (100)	Rank (132)	
Years of tertiary schooling	42.51	61	
Women's average years in school			n/a
Inequality in the attainment of education			
Number of globally ranked universities			

Relative Strength    Neutral    Relative Weakness    n/a – no data available

**Strengths and weaknesses are relative to 15 countries of similar GDP:**

Armenia, Algeria, Jamaica, China, Albania, Namibia, Ukraine, Tunisia, Ecuador, Thailand, El Salvador, Dominican Republic, Azerbaijan, Egypt, and Colombia

# Social Progress Index rank: 57/132

GDP per capita rank: 42/132

BOTSWANA



BASIC HUMAN NEEDS				FOUNDATIONS OF WELLBEING				OPPORTUNITY			
	Score (100)	Rank (132)			Score (100)	Rank (132)			Score (100)	Rank (132)	
<b>Nutrition and Basic Medical Care</b>	70.02	102	W	<b>Access to Basic Knowledge</b>	84.49	88	W	<b>Personal Rights</b>	71.14	41	Y
Undernourishment			W	Adult literacy rate			W	Political rights			Y
Depth of food deficit			W	Primary school enrollment			W	Freedom of speech			Y
Maternal mortality rate			W	Lower secondary school enrollment			W	Freedom of assembly/association			G
Stillbirth rate			W	Upper secondary school enrollment			Y	Freedom of movement			W
Child mortality rate			W	Gender parity in secondary enrollment			Y	Private property rights			G
Deaths from infectious diseases			W								
<b>Water and Sanitation</b>	74.92	77	W	<b>Access to Information and Communications</b>	61.37	69	Y	<b>Personal Freedom and Choice</b>	74.37	35	Y
Access to piped water			W	Mobile telephone subscriptions			Y	Freedom over life choices			Y
Rural vs. urban access to improved water source			W	Internet users			W	Freedom of religion			G
Access to improved sanitation facilities			W	Press Freedom Index			G	Modern slavery, human trafficking, child marriage			W
								Satisfied demand for contraception			W
								Corruption			G
<b>Shelter</b>	51.54	94	W	<b>Health and Wellness</b>	69.17	93	Y	<b>Tolerance and Inclusion</b>	59.34	40	Y
Availability of affordable housing			Y	Life expectancy			W	Women treated with respect			G
Access to electricity			W	Non-communicable disease deaths between 30 and 70			Y	Tolerance for immigrants			Y
Quality of electricity supply			W	Obesity rate			G	Tolerance for homosexuals			Y
Indoor air pollution attributable deaths			Y	Outdoor air pollution attributable deaths			G	Discrimination and violence against minorities			Y
				Suicide rate			G	Religious tolerance			G
								Community safety net			Y
<b>Personal Safety</b>	67.05	52	Y	<b>Ecosystem Sustainability</b>	75.66	7	G	<b>Access to Advanced Education</b>	28.16	88	W
Homicide rate			W	Greenhouse gas emissions			Y	Years of tertiary schooling			W
Level of violent crime			W	Water withdrawals as a percent of resources			Y	Women's average years in school			W
Perceived criminality			G	Biodiversity and habitat			G	Inequality in the attainment of education			n/a
Political terror			G					Number of globally ranked universities			Y
Traffic deaths			W								

■ Relative Strength   
 ■ Neutral   
 ■ Relative Weakness   
 n/a – no data available

**Strengths and weaknesses are relative to 15 countries of similar GDP:**

Panama, Uruguay, Turkey, Belarus, Malaysia, Mexico, Mauritius, Russia, Lebanon, Latvia, Chile, Croatia, Bulgaria, Kazakhstan, and Argentina



# Social Progress Index rank: 46/132

GDP per capita rank: 57/132

BRAZIL



BASIC HUMAN NEEDS				FOUNDATIONS OF WELLBEING				OPPORTUNITY			
	Score (100)	Rank (132)			Score (100)	Rank (132)			Score (100)	Rank (132)	
<b>Basic Human Needs</b>	<b>71.09</b>	<b>74</b>	Neutral	<b>Foundations of Wellbeing</b>	<b>75.78</b>	<b>38</b>	Neutral	<b>Opportunity</b>	<b>63.03</b>	<b>36</b>	Relative Strength
<b>Nutrition and Basic Medical Care</b>	<b>92.02</b>	<b>63</b>	Neutral	<b>Access to Basic Knowledge</b>	<b>95.43</b>	<b>38</b>	Relative Strength	<b>Personal Rights</b>	<b>74.94</b>	<b>32</b>	Neutral
Undernourishment			Relative Weakness	Adult literacy rate			Relative Weakness	Political rights			Neutral
Depth of food deficit			Relative Weakness	Primary school enrollment			Relative Weakness	Freedom of speech			Neutral
Maternal mortality rate			Relative Weakness	Lower secondary school enrollment			Relative Weakness	Freedom of assembly/association			Relative Strength
Stillbirth rate			Relative Weakness	Upper secondary school enrollment			Relative Strength	Freedom of movement			Neutral
Child mortality rate			Relative Weakness	Gender parity in secondary enrollment			n/a	Private property rights			Neutral
Deaths from infectious diseases			Relative Weakness								
<b>Water and Sanitation</b>	<b>81.64</b>	<b>67</b>	Neutral	<b>Access to Information and Communications</b>	<b>67.69</b>	<b>49</b>	Neutral	<b>Personal Freedom and Choice</b>	<b>77.32</b>	<b>27</b>	Relative Strength
Access to piped water			Relative Weakness	Mobile telephone subscriptions			Relative Weakness	Freedom over life choices			Relative Weakness
Rural vs. urban access to improved water source			Relative Weakness	Internet users			Relative Weakness	Freedom of religion			Relative Strength
Access to improved sanitation facilities			Relative Weakness	Press Freedom Index			Relative Weakness	Modern slavery, human trafficking, child marriage			Relative Weakness
								Satisfied demand for contraception			Relative Strength
								Corruption			Relative Weakness
<b>Shelter</b>	<b>73.20</b>	<b>53</b>	Relative Strength	<b>Health and Wellness</b>	<b>76.05</b>	<b>47</b>	Neutral	<b>Tolerance and Inclusion</b>	<b>61.77</b>	<b>33</b>	Relative Strength
Availability of affordable housing			Relative Weakness	Life expectancy			Relative Weakness	Women treated with respect			Relative Weakness
Access to electricity			Relative Weakness	Non-communicable disease deaths between 30 and 70			Relative Weakness	Tolerance for immigrants			Relative Weakness
Quality of electricity supply			Relative Weakness	Obesity rate			Relative Weakness	Tolerance for homosexuals			Relative Strength
Indoor air pollution attributable deaths			Relative Weakness	Outdoor air pollution attributable deaths			Relative Weakness	Discrimination and violence against minorities			Relative Weakness
				Suicide rate			Relative Weakness	Religious tolerance			Relative Weakness
								Community safety net			Relative Weakness
<b>Personal Safety</b>	<b>37.50</b>	<b>122</b>	Relative Weakness	<b>Ecosystem Sustainability</b>	<b>63.94</b>	<b>35</b>	Neutral	<b>Access to Advanced Education</b>	<b>38.09</b>	<b>76</b>	Relative Weakness
Homicide rate			Relative Weakness	Greenhouse gas emissions			Relative Weakness	Years of tertiary schooling			Relative Weakness
Level of violent crime			Relative Weakness	Water withdrawals as a percent of resources			Relative Strength	Women's average years in school			Relative Weakness
Perceived criminality			Relative Weakness	Biodiversity and habitat			Relative Weakness	Inequality in the attainment of education			Relative Weakness
Political terror			Relative Weakness					Number of globally ranked universities			Relative Strength
Traffic deaths			Relative Weakness								

■ Relative Strength   
 ■ Neutral   
 ■ Relative Weakness   
 n/a – no data available

**Strengths and weaknesses are relative to 15 countries of similar GDP:**

Iran, Montenegro, South Africa, Serbia, Peru, Costa Rica, Macedonia, Colombia, Romania, Venezuela, Azerbaijan, Argentina, Dominican Republic, Kazakhstan, and Thailand

# Social Progress Index rank: 44/132

GDP per capita rank: 49/132

BULGARIA



BASIC HUMAN NEEDS	Score (100)	Rank (132)	Relative Strength
	82.01	45	Neutral

FOUNDATIONS OF WELLBEING	Score (100)	Rank (132)	Relative Strength
	71.72	51	Neutral

OPPORTUNITY	Score (100)	Rank (132)	Relative Strength
	56.98	49	Neutral

Nutrition and Basic Medical Care	Score (100)	Rank (132)	Relative Strength
	94.95	48	Neutral
Undernourishment			Neutral
Depth of food deficit			Neutral
Maternal mortality rate			Neutral
Stillbirth rate			Neutral
Child mortality rate			Neutral
Deaths from infectious diseases			Neutral

Access to Basic Knowledge	Score (100)	Rank (132)	Relative Strength
	93.67	53	Neutral
Adult literacy rate			Neutral
Primary school enrollment			Neutral
Lower secondary school enrollment			Relative Weakness
Upper secondary school enrollment			Relative Strength
Gender parity in secondary enrollment			Relative Weakness

Personal Rights	Score (100)	Rank (132)	Relative Strength
	62.40	56	Neutral
Political rights			Neutral
Freedom of speech			Neutral
Freedom of assembly/association			Neutral
Freedom of movement			Neutral
Private property rights			Neutral

Water and Sanitation	Score (100)	Rank (132)	Relative Strength
	98.66	24	Neutral
Access to piped water			Neutral
Rural vs. urban access to improved water source			Neutral
Access to improved sanitation facilities			Relative Strength

Access to Information and Communications	Score (100)	Rank (132)	Relative Strength
	69.33	46	Neutral
Mobile telephone subscriptions			Neutral
Internet users			Neutral
Press Freedom Index			Neutral

Personal Freedom and Choice	Score (100)	Rank (132)	Relative Strength
	64.01	77	Neutral
Freedom over life choices			Relative Weakness
Freedom of religion			Relative Weakness
Modern slavery, human trafficking, child marriage			Relative Weakness
Satisfied demand for contraception			Neutral
Corruption			Neutral

Shelter	Score (100)	Rank (132)	Relative Strength
	62.83	75	Neutral
Availability of affordable housing			Relative Strength
Access to electricity			Neutral
Quality of electricity supply			Neutral
Indoor air pollution attributable deaths			Relative Weakness

Health and Wellness	Score (100)	Rank (132)	Relative Strength
	60.63	123	Relative Weakness
Life expectancy			Neutral
Non-communicable disease deaths between 30 and 70			Relative Weakness
Obesity rate			Neutral
Outdoor air pollution attributable deaths			Relative Weakness
Suicide rate			Neutral

Tolerance and Inclusion	Score (100)	Rank (132)	Relative Strength
	50.09	64	Neutral
Women treated with respect			Neutral
Tolerance for immigrants			Neutral
Tolerance for homosexuals			Neutral
Discrimination and violence against minorities			Relative Strength
Religious tolerance			Relative Weakness
Community safety net			Neutral

Personal Safety	Score (100)	Rank (132)	Relative Strength
	71.58	42	Neutral
Homicide rate			Neutral
Level of violent crime			Neutral
Perceived criminality			Neutral
Political terror			Neutral
Traffic deaths			Neutral

Ecosystem Sustainability	Score (100)	Rank (132)	Relative Strength
	63.25	38	Relative Strength
Greenhouse gas emissions			Neutral
Water withdrawals as a percent of resources			Neutral
Biodiversity and habitat			Neutral

Access to Advanced Education	Score (100)	Rank (132)	Relative Strength
	51.42	36	Relative Strength
Years of tertiary schooling			Relative Strength
Women's average years in school			Relative Strength
Inequality in the attainment of education			Relative Strength
Number of globally ranked universities			Neutral

■ Relative Strength    
 ■ Neutral    
 ■ Relative Weakness    
 n/a – no data available

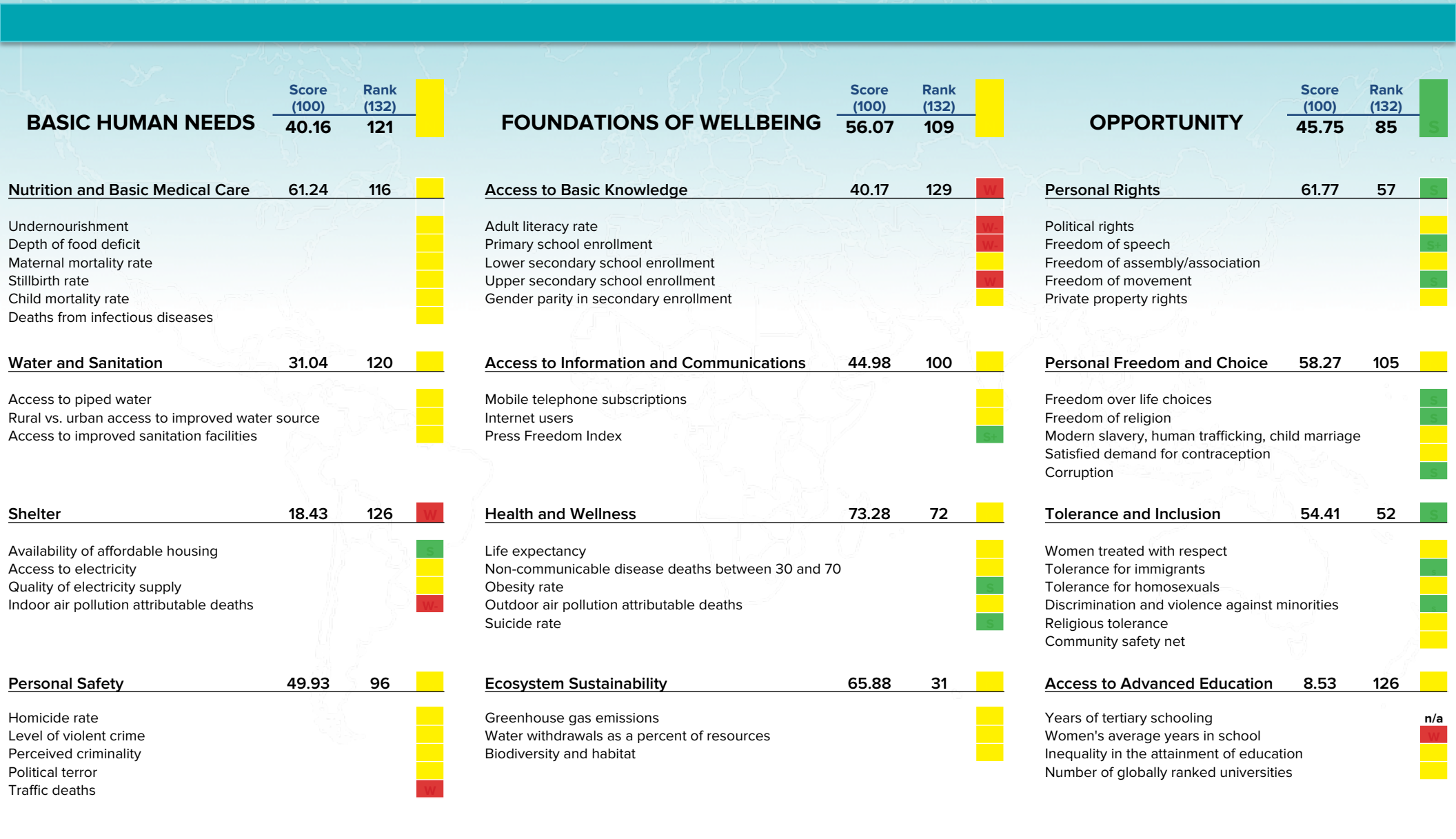
**Strengths and weaknesses are relative to 15 countries of similar GDP:**

*Kazakhstan, Lebanon, Argentina, Venezuela, Romania, Mauritius, Mexico, Costa Rica, Belarus, Turkey, Montenegro, Uruguay, Iran, Brazil, and Botswana*

# Social Progress Index rank: 112/132

GDP per capita rank: 118/132

## BURKINA FASO



■ Relative Strength   
 ■ Neutral   
 ■ Relative Weakness   
 n/a – no data available

**Strengths and weaknesses are relative to 15 countries of similar GDP:**

*Nepal, Benin, Tanzania, Rwanda, Uganda, Zambia, Kenya, Mali, Bangladesh, Central African Republic, Senegal, Guinea, Lesotho, Togo, and Mozambique*



# Social Progress Index rank: 130/132

GDP per capita rank: 131/132

BURUNDI



BASIC HUMAN NEEDS	Score (100)	Rank (132)	Relative Strength
	32.84	130	Relative Weakness

FOUNDATIONS OF WELLBEING	Score (100)	Rank (132)	Relative Strength
	46.05	129	Relative Weakness

OPPORTUNITY	Score (100)	Rank (132)	Relative Strength
	33.10	123	Relative Weakness

Nutrition and Basic Medical Care	Score (100)	Rank (132)	Relative Strength
	27.58	132	Relative Weakness
Undernourishment			Relative Weakness
Depth of food deficit			Relative Weakness
Maternal mortality rate			Relative Weakness
Stillbirth rate			Relative Weakness
Child mortality rate			Neutral
Deaths from infectious diseases			Relative Weakness

Access to Basic Knowledge	Score (100)	Rank (132)	Relative Strength
	61.30	113	Neutral
Adult literacy rate			Relative Strength
Primary school enrollment			Neutral
Lower secondary school enrollment			Neutral
Upper secondary school enrollment			Neutral
Gender parity in secondary enrollment			Neutral

Personal Rights	Score (100)	Rank (132)	Relative Strength
	39.38	96	Neutral
Political rights			Neutral
Freedom of speech			Neutral
Freedom of assembly/association			Neutral
Freedom of movement			Relative Weakness
Private property rights			Relative Weakness

Water and Sanitation	Score (100)	Rank (132)	Relative Strength
	50.39	104	Relative Strength
Access to piped water			Neutral
Rural vs. urban access to improved water source			Relative Strength
Access to improved sanitation facilities			Relative Strength

Access to Information and Communications	Score (100)	Rank (132)	Relative Strength
	19.63	130	Relative Weakness
Mobile telephone subscriptions			Relative Weakness
Internet users			Relative Weakness
Press Freedom Index			Relative Weakness

Personal Freedom and Choice	Score (100)	Rank (132)	Relative Strength
	50.10	126	Relative Weakness
Freedom over life choices			Relative Weakness
Freedom of religion			Neutral
Modern slavery, human trafficking, child marriage			Neutral
Satisfied demand for contraception			Neutral
Corruption			Relative Weakness

Shelter	Score (100)	Rank (132)	Relative Strength
	10.96	130	Relative Weakness
Availability of affordable housing			Neutral
Access to electricity			Relative Weakness
Quality of electricity supply			Relative Weakness
Indoor air pollution attributable deaths			Neutral

Health and Wellness	Score (100)	Rank (132)	Relative Strength
	68.59	96	Relative Weakness
Life expectancy			Neutral
Non-communicable disease deaths between 30 and 70			Neutral
Obesity rate			Relative Strength
Outdoor air pollution attributable deaths			Neutral
Suicide rate			Neutral

Tolerance and Inclusion	Score (100)	Rank (132)	Relative Strength
	33.18	117	Relative Weakness
Women treated with respect			Neutral
Tolerance for immigrants			Relative Weakness
Tolerance for homosexuals			Neutral
Discrimination and violence against minorities			Neutral
Religious tolerance			Relative Strength
Community safety net			Relative Weakness

Personal Safety	Score (100)	Rank (132)	Relative Strength
	42.43	114	Relative Weakness
Homicide rate			Relative Weakness
Level of violent crime			Neutral
Perceived criminality			Relative Weakness
Political terror			Relative Weakness
Traffic deaths			Neutral

Ecosystem Sustainability	Score (100)	Rank (132)	Relative Strength
	34.70	113	Relative Weakness
Greenhouse gas emissions			Relative Weakness
Water withdrawals as a percent of resources			Neutral
Biodiversity and habitat			Relative Weakness

Access to Advanced Education	Score (100)	Rank (132)	Relative Strength
	9.73	121	Neutral
Years of tertiary schooling			Neutral
Women's average years in school			Neutral
Inequality in the attainment of education			n/a
Number of globally ranked universities			Neutral

■ Relative Strength    
 ■ Neutral    
 ■ Relative Weakness    
 n/a – no data available

**Strengths and weaknesses are relative to 15 countries of similar GDP:**

*Liberia, Malawi, Niger, Madagascar, Mozambique, Togo, Guinea, Central African Republic, Mali, Uganda, Rwanda, Nepal, Burkina Faso, Benin, and Tanzania*

**SOCIAL  
PROGRESS  
IMPERATIVE**

www.socialprogressimperative.org

# Social Progress Index rank: 100/132

GDP per capita rank: 102/132

CAMBODIA



	Score (100)	Rank (132)	
<b>BASIC HUMAN NEEDS</b>	<b>47.44</b>	<b>110</b>	

	Score (100)	Rank (132)	
<b>FOUNDATIONS OF WELLBEING</b>	<b>66.89</b>	<b>76</b>	

	Score (100)	Rank (132)	
<b>OPPORTUNITY</b>	<b>41.33</b>	<b>103</b>	

<b>Nutrition and Basic Medical Care</b>	76.91	94	
Undernourishment			
Depth of food deficit			
Maternal mortality rate			
Stillbirth rate			
Child mortality rate			
Deaths from infectious diseases			

<b>Access to Basic Knowledge</b>	70.45	105	
Adult literacy rate			
Primary school enrollment			
Lower secondary school enrollment			
Upper secondary school enrollment			
Gender parity in secondary enrollment			

<b>Personal Rights</b>	43.53	89	
Political rights			
Freedom of speech			
Freedom of assembly/association			
Freedom of movement			
Private property rights			

<b>Water and Sanitation</b>	35.58	115	
Access to piped water			
Rural vs. urban access to improved water source			
Access to improved sanitation facilities			

<b>Access to Information and Communications</b>	48.17	97	
Mobile telephone subscriptions			
Internet users			
Press Freedom Index			

<b>Personal Freedom and Choice</b>	63.79	78	
Freedom over life choices			
Freedom of religion			
Modern slavery, human trafficking, child marriage			
Satisfied demand for contraception			
Corruption			

<b>Shelter</b>	28.96	115	
Availability of affordable housing			
Access to electricity			
Quality of electricity supply			
Indoor air pollution attributable deaths			

<b>Health and Wellness</b>	77.88	33	
Life expectancy			
Non-communicable disease deaths between 30 and 70			
Obesity rate			
Outdoor air pollution attributable deaths			
Suicide rate			

<b>Tolerance and Inclusion</b>	40.02	96	
Women treated with respect			
Tolerance for immigrants			
Tolerance for homosexuals			
Discrimination and violence against minorities			
Religious tolerance			
Community safety net			

<b>Personal Safety</b>	48.30	101	
Homicide rate			
Level of violent crime			
Perceived criminality			
Political terror			
Traffic deaths			

<b>Ecosystem Sustainability</b>	71.07	20	
Greenhouse gas emissions			
Water withdrawals as a percent of resources			
Biodiversity and habitat			

<b>Access to Advanced Education</b>	17.99	108	
Years of tertiary schooling			
Women's average years in school			
Inequality in the attainment of education			
Number of globally ranked universities			

Relative Strength   Neutral   Relative Weakness   n/a – no data available

**Strengths and weaknesses are relative to 15 countries of similar GDP:**

Yemen, Kyrgyzstan, Mauritania, Djibouti, Cameroon, Nigeria, Tajikistan, Pakistan, Sudan, Chad, Laos, Ghana, Lesotho, Senegal, and Bangladesh

**SOCIAL PROGRESS IMPERATIVE**

www.socialprogressimperative.org

# Social Progress Index rank: 116/132

GDP per capita rank: 106/132

CAMEROON



BASIC HUMAN NEEDS	Score (100)	Rank (132)	
	44.13	114	

FOUNDATIONS OF WELLBEING	Score (100)	Rank (132)	
	53.73	114	

OPPORTUNITY	Score (100)	Rank (132)	
	38.65	112	

Nutrition and Basic Medical Care	Score (100)	Rank (132)	
	60.52	120	
Undernourishment			
Depth of food deficit			
Maternal mortality rate			
Stillbirth rate			
Child mortality rate			
Deaths from infectious diseases			

Access to Basic Knowledge	Score (100)	Rank (132)	
	68.37	107	
Adult literacy rate			
Primary school enrollment			
Lower secondary school enrollment			
Upper secondary school enrollment			
Gender parity in secondary enrollment			

Personal Rights	Score (100)	Rank (132)	
	25.43	116	
Political rights			
Freedom of speech			
Freedom of assembly/association			
Freedom of movement			
Private property rights			

Water and Sanitation	Score (100)	Rank (132)	
	30.84	121	
Access to piped water			
Rural vs. urban access to improved water source			
Access to improved sanitation facilities			

Access to Information and Communications	Score (100)	Rank (132)	
	39.94	109	
Mobile telephone subscriptions			
Internet users			
Press Freedom Index			

Personal Freedom and Choice	Score (100)	Rank (132)	
	60.37	97	
Freedom over life choices			
Freedom of religion			
Modern slavery, human trafficking, child marriage			
Satisfied demand for contraception			
Corruption			

Shelter	Score (100)	Rank (132)	
	39.15	103	
Availability of affordable housing			
Access to electricity			
Quality of electricity supply			
Indoor air pollution attributable deaths			

Health and Wellness	Score (100)	Rank (132)	
	66.06	108	
Life expectancy			
Non-communicable disease deaths between 30 and 70			
Obesity rate			
Outdoor air pollution attributable deaths			
Suicide rate			

Tolerance and Inclusion	Score (100)	Rank (132)	
	49.80	66	
Women treated with respect			
Tolerance for immigrants			
Tolerance for homosexuals			
Discrimination and violence against minorities			
Religious tolerance			
Community safety net			

Personal Safety	Score (100)	Rank (132)	
	46.03	107	
Homicide rate			
Level of violent crime			
Perceived criminality			
Political terror			
Traffic deaths			

Ecosystem Sustainability	Score (100)	Rank (132)	
	40.56	101	
Greenhouse gas emissions			
Water withdrawals as a percent of resources			
Biodiversity and habitat			

Access to Advanced Education	Score (100)	Rank (132)	
	19.01	105	
Years of tertiary schooling			
Women's average years in school			
Inequality in the attainment of education			
Number of globally ranked universities			

Relative Strength Neutral Relative Weakness n/a – no data available

Strengths and weaknesses are relative to 15 countries of similar GDP:

Djibouti, Kyrgyzstan, Tajikistan, Yemen, Cambodia, Sudan, Chad, Mauritania, Ghana, Nigeria, Lesotho, Senegal, Pakistan, Bangladesh, and Laos

**SOCIAL PROGRESS IMPERATIVE**

www.socialprogressimperative.org



# Social Progress Index rank: 7/132

GDP per capita rank: 9/132

CANADA



	Score (100)	Rank (132)	
<b>BASIC HUMAN NEEDS</b>	<b>93.52</b>	<b>11</b>	

	Score (100)	Rank (132)	
<b>FOUNDATIONS OF WELLBEING</b>	<b>80.31</b>	<b>17</b>	

	Score (100)	Rank (132)	
<b>OPPORTUNITY</b>	<b>87.02</b>	<b>2</b>	

	Score (100)	Rank (132)	
<b>Nutrition and Basic Medical Care</b>	<b>98.10</b>	<b>21</b>	
Undernourishment			
Depth of food deficit			
Maternal mortality rate			
Stillbirth rate			
Child mortality rate			
Deaths from infectious diseases			

	Score (100)	Rank (132)	
<b>Access to Basic Knowledge</b>	<b>98.00</b>	<b>17</b>	
Adult literacy rate			
Primary school enrollment			
Lower secondary school enrollment			
Upper secondary school enrollment			
Gender parity in secondary enrollment			

	Score (100)	Rank (132)	
<b>Personal Rights</b>	<b>87.96</b>	<b>9</b>	
Political rights			
Freedom of speech			
Freedom of assembly/association			
Freedom of movement			
Private property rights			

	Score (100)	Rank (132)	
<b>Water and Sanitation</b>	<b>95.76</b>	<b>35</b>	
Access to piped water			
Rural vs. urban access to improved water source			
Access to improved sanitation facilities			

	Score (100)	Rank (132)	
<b>Access to Information and Communications</b>	<b>83.23</b>	<b>20</b>	
Mobile telephone subscriptions			
Internet users			
Press Freedom Index			

	Score (100)	Rank (132)	
<b>Personal Freedom and Choice</b>	<b>91.14</b>	<b>6</b>	
Freedom over life choices			
Freedom of religion			
Modern slavery, human trafficking, child marriage			
Satisfied demand for contraception			
Corruption			

	Score (100)	Rank (132)	
<b>Shelter</b>	<b>88.64</b>	<b>5</b>	
Availability of affordable housing			
Access to electricity			
Quality of electricity supply			
Indoor air pollution attributable deaths			

	Score (100)	Rank (132)	
<b>Health and Wellness</b>	<b>80.78</b>	<b>13</b>	
Life expectancy			
Non-communicable disease deaths between 30 and 70			
Obesity rate			
Outdoor air pollution attributable deaths			
Suicide rate			

	Score (100)	Rank (132)	
<b>Tolerance and Inclusion</b>	<b>86.79</b>	<b>2</b>	
Women treated with respect			
Tolerance for immigrants			
Tolerance for homosexuals			
Discrimination and violence against minorities			
Religious tolerance			
Community safety net			

	Score (100)	Rank (132)	
<b>Personal Safety</b>	<b>91.58</b>	<b>9</b>	
Homicide rate			
Level of violent crime			
Perceived criminality			
Political terror			
Traffic deaths			

	Score (100)	Rank (132)	
<b>Ecosystem Sustainability</b>	<b>59.21</b>	<b>51</b>	
Greenhouse gas emissions			
Water withdrawals as a percent of resources			
Biodiversity and habitat			

	Score (100)	Rank (132)	
<b>Access to Advanced Education</b>	<b>82.21</b>	<b>2</b>	
Years of tertiary schooling			
Women's average years in school			
Inequality in the attainment of education			
Number of globally ranked universities			

Relative Strength Neutral Relative Weakness n/a – no data available

**Strengths and weaknesses are relative to 15 countries of similar GDP:**

Austria, Australia, United Arab Emirates, Netherlands, Ireland, Sweden, Germany, Iceland, United Kingdom, Belgium, Switzerland, Denmark, Kuwait, Finland, and Japan

**SOCIAL PROGRESS IMPERATIVE**

www.socialprogressimperative.org

# Social Progress Index rank: 131/132

## GDP per capita rank: 123/132

# CENTRAL AFRICAN REPUBLIC



	Score (100)	Rank (132)	
<b>BASIC HUMAN NEEDS</b>	<b>27.42</b>	<b>131</b>	

	Score (100)	Rank (132)	
<b>FOUNDATIONS OF WELLBEING</b>	<b>47.38</b>	<b>125</b>	

	Score (100)	Rank (132)	
<b>OPPORTUNITY</b>	<b>27.70</b>	<b>128</b>	

<b>Nutrition and Basic Medical Care</b>	47.06	130	
Undernourishment			
Depth of food deficit			
Maternal mortality rate			
Stillbirth rate			
Child mortality rate			
Deaths from infectious diseases			

<b>Access to Basic Knowledge</b>	35.90	130	
Adult literacy rate			
Primary school enrollment			
Lower secondary school enrollment			
Upper secondary school enrollment			
Gender parity in secondary enrollment			

<b>Personal Rights</b>	15.32	125	
Political rights			
Freedom of speech			
Freedom of assembly/association			
Freedom of movement			
Private property rights			

<b>Water and Sanitation</b>	23.61	126	
Access to piped water			
Rural vs. urban access to improved water source			
Access to improved sanitation facilities			

<b>Access to Information and Communications</b>	26.64	128	
Mobile telephone subscriptions			
Internet users			
Press Freedom Index			

<b>Personal Freedom and Choice</b>	54.91	115	
Freedom over life choices			
Freedom of religion			
Modern slavery, human trafficking, child marriage			
Satisfied demand for contraception			
Corruption			

<b>Shelter</b>	9.61	131	
Availability of affordable housing			
Access to electricity			
Quality of electricity supply			
Indoor air pollution attributable deaths			

<b>Health and Wellness</b>	64.78	114	
Life expectancy			
Non-communicable disease deaths between 30 and 70			
Obesity rate			
Outdoor air pollution attributable deaths			
Suicide rate			

<b>Tolerance and Inclusion</b>	31.17	122	
Women treated with respect			
Tolerance for immigrants			
Tolerance for homosexuals			
Discrimination and violence against minorities			
Religious tolerance			
Community safety net			

<b>Personal Safety</b>	29.41	129	
Homicide rate			
Level of violent crime			
Perceived criminality			
Political terror			
Traffic deaths			

<b>Ecosystem Sustainability</b>	62.20	42	
Greenhouse gas emissions			
Water withdrawals as a percent of resources			
Biodiversity and habitat			

<b>Access to Advanced Education</b>	9.40	123	
Years of tertiary schooling			
Women's average years in school			
Inequality in the attainment of education			
Number of globally ranked universities			

Relative Strength    Neutral    Relative Weakness    n/a – no data available

**Strengths and weaknesses are relative to 15 countries of similar GDP:**

Guinea, Togo, Mozambique, Madagascar, Mali, Uganda, Rwanda, Niger, Malawi, Nepal, Burkina Faso, Liberia, Benin, Tanzania, and Burundi

# Social Progress Index rank: 132/132

GDP per capita rank: 109/132

CHAD



BASIC HUMAN NEEDS	Score (100)	Rank (132)	Relative Strength
	25.94	132	Relative Weakness

FOUNDATIONS OF WELLBEING	Score (100)	Rank (132)	Relative Strength
	42.42	131	Relative Weakness

OPPORTUNITY	Score (100)	Rank (132)	Relative Strength
	29.45	126	Relative Weakness

Nutrition and Basic Medical Care	Score (100)	Rank (132)	Relative Strength
	39.29	131	Relative Weakness
Undernourishment			Relative Weakness
Depth of food deficit			Relative Weakness
Maternal mortality rate			Relative Weakness
Stillbirth rate			Neutral
Child mortality rate			Relative Weakness
Deaths from infectious diseases			Relative Weakness

Access to Basic Knowledge	Score (100)	Rank (132)	Relative Strength
	28.01	132	Relative Weakness
Adult literacy rate			Relative Weakness
Primary school enrollment			Relative Weakness
Lower secondary school enrollment			Relative Weakness
Upper secondary school enrollment			Relative Weakness
Gender parity in secondary enrollment			Relative Weakness

Personal Rights	Score (100)	Rank (132)	Relative Strength
	35.82	101	Relative Strength
Political rights			Relative Strength
Freedom of speech			Relative Weakness
Freedom of assembly/association			Relative Strength
Freedom of movement			Relative Strength
Private property rights			Relative Weakness

Water and Sanitation	Score (100)	Rank (132)	Relative Strength
	26.11	124	Relative Weakness
Access to piped water			Relative Weakness
Rural vs. urban access to improved water source			Neutral
Access to improved sanitation facilities			Relative Weakness

Access to Information and Communications	Score (100)	Rank (132)	Relative Strength
	29.94	126	Relative Weakness
Mobile telephone subscriptions			Relative Weakness
Internet users			Relative Weakness
Press Freedom Index			Neutral

Personal Freedom and Choice	Score (100)	Rank (132)	Relative Strength
	40.98	129	Relative Weakness
Freedom over life choices			Relative Weakness
Freedom of religion			Relative Strength
Modern slavery, human trafficking, child marriage			Relative Strength
Satisfied demand for contraception			Relative Weakness
Corruption			Neutral

Shelter	Score (100)	Rank (132)	Relative Strength
	6.38	132	Relative Weakness
Availability of affordable housing			Relative Weakness
Access to electricity			Relative Weakness
Quality of electricity supply			Relative Weakness
Indoor air pollution attributable deaths			Relative Weakness

Health and Wellness	Score (100)	Rank (132)	Relative Strength
	69.04	94	Relative Strength
Life expectancy			Relative Weakness
Non-communicable disease deaths between 30 and 70			Relative Weakness
Obesity rate			Relative Strength
Outdoor air pollution attributable deaths			Neutral
Suicide rate			Relative Strength

Tolerance and Inclusion	Score (100)	Rank (132)	Relative Strength
	35.78	113	Relative Strength
Women treated with respect			Relative Weakness
Tolerance for immigrants			Relative Strength
Tolerance for homosexuals			Relative Strength
Discrimination and violence against minorities			Relative Strength
Religious tolerance			Relative Strength
Community safety net			Relative Strength

Personal Safety	Score (100)	Rank (132)	Relative Strength
	31.97	127	Relative Weakness
Homicide rate			Neutral
Level of violent crime			Neutral
Perceived criminality			Relative Weakness
Political terror			Neutral
Traffic deaths			Relative Weakness

Ecosystem Sustainability	Score (100)	Rank (132)	Relative Strength
	42.70	96	Relative Strength
Greenhouse gas emissions			Relative Weakness
Water withdrawals as a percent of resources			Neutral
Biodiversity and habitat			Neutral

Access to Advanced Education	Score (100)	Rank (132)	Relative Strength
	5.21	131	Relative Weakness
Years of tertiary schooling			n/a
Women's average years in school			Relative Weakness
Inequality in the attainment of education			Relative Strength
Number of globally ranked universities			Relative Strength

■ Relative Strength   
 ■ Neutral   
 ■ Relative Weakness   
 n/a – no data available

**Strengths and weaknesses are relative to 15 countries of similar GDP:**

Sudan, Tajikistan, Ghana, Cameroon, Lesotho, Djibouti, Senegal, Kyrgyzstan, Bangladesh, Yemen, Cambodia, Kenya, Mauritania, Zambia, and Nigeria



# Social Progress Index rank: 30/132

GDP per capita rank: 37/132

CHILE



BASIC HUMAN NEEDS	Score (100)	Rank (132)	
	83.85	39	

FOUNDATIONS OF WELLBEING	Score (100)	Rank (132)	
	72.99	45	

OPPORTUNITY	Score (100)	Rank (132)	
	72.06	23	

Nutrition and Basic Medical Care	Score (100)	Rank (132)	
	94.85	49	
Undernourishment			
Depth of food deficit			
Maternal mortality rate			
Stillbirth rate			
Child mortality rate			
Deaths from infectious diseases			

Access to Basic Knowledge	Score (100)	Rank (132)	
	94.91	42	
Adult literacy rate			
Primary school enrollment			
Lower secondary school enrollment			
Upper secondary school enrollment			
Gender parity in secondary enrollment			

Personal Rights	Score (100)	Rank (132)	
	89.85	8	
Political rights			
Freedom of speech			
Freedom of assembly/association			
Freedom of movement			
Private property rights			

Water and Sanitation	Score (100)	Rank (132)	
	92.19	48	
Access to piped water			
Rural vs. urban access to improved water source			
Access to improved sanitation facilities			

Access to Information and Communications	Score (100)	Rank (132)	
	71.28	40	
Mobile telephone subscriptions			
Internet users			
Press Freedom Index			

Personal Freedom and Choice	Score (100)	Rank (132)	
	80.17	24	
Freedom over life choices			
Freedom of religion			
Modern slavery, human trafficking, child marriage			
Satisfied demand for contraception			
Corruption			

Shelter	Score (100)	Rank (132)	
	76.37	46	
Availability of affordable housing			
Access to electricity			
Quality of electricity supply			
Indoor air pollution attributable deaths			

Health and Wellness	Score (100)	Rank (132)	
	74.74	57	
Life expectancy			
Non-communicable disease deaths between 30 and 70			
Obesity rate			
Outdoor air pollution attributable deaths			
Suicide rate			

Tolerance and Inclusion	Score (100)	Rank (132)	
	65.76	23	
Women treated with respect			
Tolerance for immigrants			
Tolerance for homosexuals			
Discrimination and violence against minorities			
Religious tolerance			
Community safety net			

Personal Safety	Score (100)	Rank (132)	
	71.99	40	
Homicide rate			
Level of violent crime			
Perceived criminality			
Political terror			
Traffic deaths			

Ecosystem Sustainability	Score (100)	Rank (132)	
	51.06	75	
Greenhouse gas emissions			
Water withdrawals as a percent of resources			
Biodiversity and habitat			

Access to Advanced Education	Score (100)	Rank (132)	
	52.45	34	
Years of tertiary schooling			
Women's average years in school			
Inequality in the attainment of education			
Number of globally ranked universities			

Relative Strength Neutral Relative Weakness n/a – no data available

Strengths and weaknesses are relative to 15 countries of similar GDP:

Latvia, Croatia, Russia, Malaysia, Hungary, Panama, Botswana, Uruguay, Turkey, Belarus, Poland, Mexico, Mauritius, Lithuania, and Estonia

**SOCIAL PROGRESS IMPERATIVE**

www.socialprogressimperative.org

# Social Progress Index rank: 90/132

GDP per capita rank: 69/132

CHINA



	Score (100)	Rank (132)	
<b>BASIC HUMAN NEEDS</b>	<b>73.02</b>	<b>69</b>	

	Score (100)	Rank (132)	
<b>FOUNDATIONS OF WELLBEING</b>	<b>63.78</b>	<b>84</b>	

	Score (100)	Rank (132)	
<b>OPPORTUNITY</b>	<b>39.21</b>	<b>110</b>	

	Score (100)	Rank (132)	
<b>Nutrition and Basic Medical Care</b>	<b>91.01</b>	<b>68</b>	
Undernourishment			
Depth of food deficit			
Maternal mortality rate			
Stillbirth rate			
Child mortality rate			
Deaths from infectious diseases			

	Score (100)	Rank (132)	
<b>Access to Basic Knowledge</b>	<b>94.87</b>	<b>44</b>	
Adult literacy rate			
Primary school enrollment			
Lower secondary school enrollment			
Upper secondary school enrollment			
Gender parity in secondary enrollment			

	Score (100)	Rank (132)	
<b>Personal Rights</b>	<b>4.80</b>	<b>131</b>	
Political rights			
Freedom of speech			
Freedom of assembly/association			
Freedom of movement			
Private property rights			

	Score (100)	Rank (132)	
<b>Water and Sanitation</b>	<b>70.99</b>	<b>83</b>	
Access to piped water			
Rural vs. urban access to improved water source			
Access to improved sanitation facilities			

	Score (100)	Rank (132)	
<b>Access to Information and Communications</b>	<b>41.78</b>	<b>106</b>	
Mobile telephone subscriptions			
Internet users			
Press Freedom Index			

	Score (100)	Rank (132)	
<b>Personal Freedom and Choice</b>	<b>68.59</b>	<b>60</b>	
Freedom over life choices			
Freedom of religion			
Modern slavery, human trafficking, child marriage			
Satisfied demand for contraception			
Corruption			

	Score (100)	Rank (132)	
<b>Shelter</b>	<b>72.75</b>	<b>55</b>	
Availability of affordable housing			
Access to electricity			
Quality of electricity supply			
Indoor air pollution attributable deaths			

	Score (100)	Rank (132)	
<b>Health and Wellness</b>	<b>72.74</b>	<b>75</b>	
Life expectancy			
Non-communicable disease deaths between 30 and 70			
Obesity rate			
Outdoor air pollution attributable deaths			
Suicide rate			

	Score (100)	Rank (132)	
<b>Tolerance and Inclusion</b>	<b>38.62</b>	<b>100</b>	
Women treated with respect			
Tolerance for immigrants			
Tolerance for homosexuals			
Discrimination and violence against minorities			
Religious tolerance			
Community safety net			

	Score (100)	Rank (132)	
<b>Personal Safety</b>	<b>57.34</b>	<b>77</b>	
Homicide rate			
Level of violent crime			
Perceived criminality			
Political terror			
Traffic deaths			

	Score (100)	Rank (132)	
<b>Ecosystem Sustainability</b>	<b>45.74</b>	<b>90</b>	
Greenhouse gas emissions			
Water withdrawals as a percent of resources			
Biodiversity and habitat			

	Score (100)	Rank (132)	
<b>Access to Advanced Education</b>	<b>44.81</b>	<b>54</b>	
Years of tertiary schooling			
Women's average years in school			
Inequality in the attainment of education			
Number of globally ranked universities			

Relative Strength   Neutral   Relative Weakness   n/a – no data available

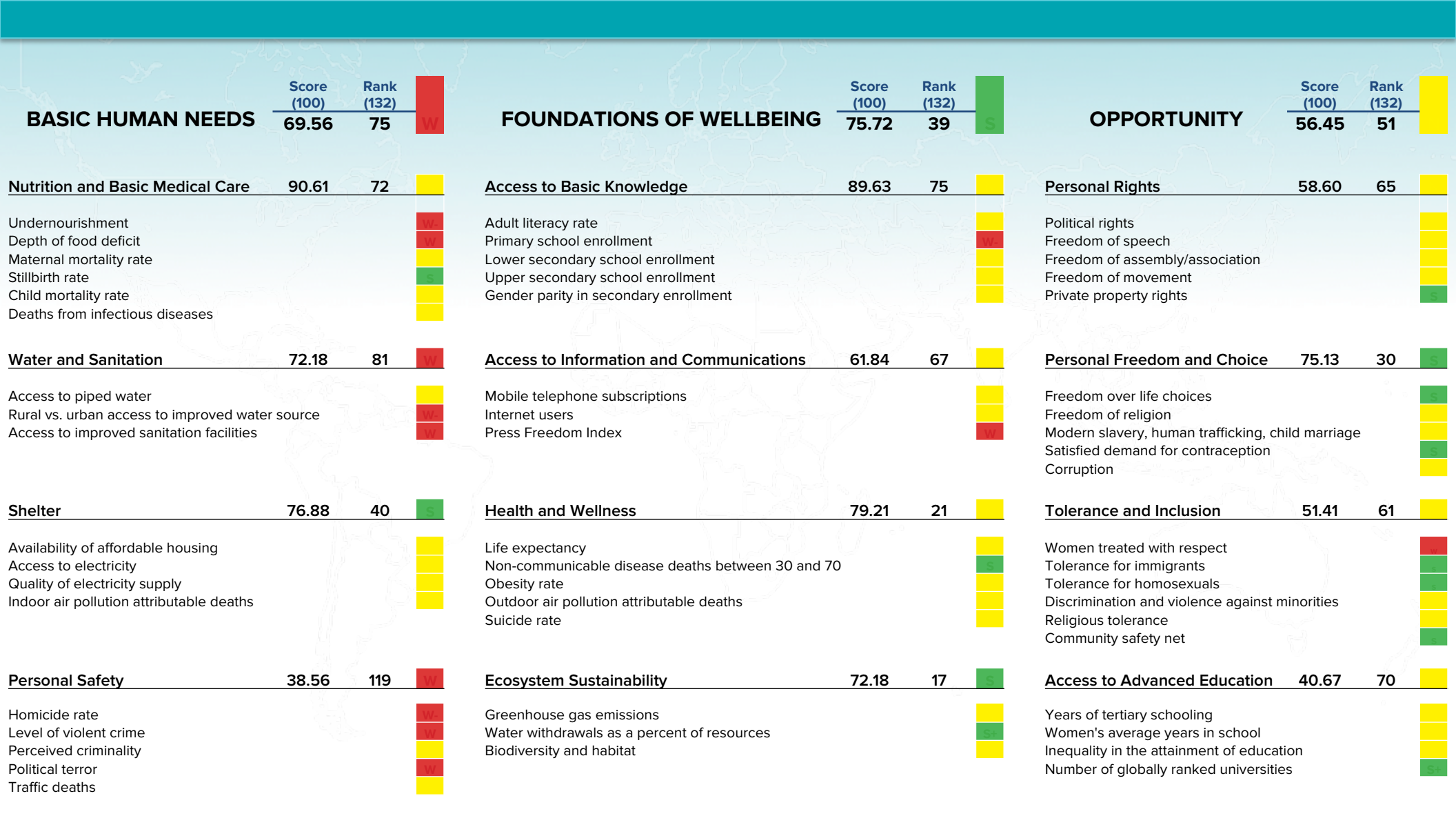
**Strengths and weaknesses are relative to 15 countries of similar GDP:**

Albania, Tunisia, Ecuador, Thailand, Algeria, Armenia, Bosnia and Herzegovina, Dominican Republic, Jamaica, Azerbaijan, Colombia, Macedonia, Namibia, Peru, and Ukraine

# Social Progress Index rank: 52/132

GDP per capita rank: 62/132

COLOMBIA



■ Relative Strength   
 ■ Neutral   
 ■ Relative Weakness   
 n/a – no data available

**Strengths and weaknesses are relative to 15 countries of similar GDP:**

Macedonia, Azerbaijan, Peru, Dominican Republic, Serbia, Thailand, Ecuador, Tunisia, South Africa, Albania, Brazil, China, Iran, Montenegro, and Algeria

# Social Progress Index rank: 110/132

GDP per capita rank: 89/132

CONGO,  
REPUBLIC OF



BASIC HUMAN NEEDS				FOUNDATIONS OF WELLBEING				OPPORTUNITY			
	Score (100)	Rank (132)			Score (100)	Rank (132)			Score (100)	Rank (132)	
<b>Nutrition and Basic Medical Care</b>	<b>54.02</b>	<b>126</b>	W	<b>Access to Basic Knowledge</b>	<b>72.25</b>	<b>101</b>	W	<b>Personal Rights</b>	<b>43.91</b>	<b>88</b>	W
Undernourishment			W	Adult literacy rate			W	Political rights			W
Depth of food deficit			W	Primary school enrollment			W	Freedom of speech			W
Maternal mortality rate			W	Lower secondary school enrollment			W	Freedom of assembly/association			W
Stillbirth rate			W	Upper secondary school enrollment			W	Freedom of movement			W
Child mortality rate			W	Gender parity in secondary enrollment			W	Private property rights			W
Deaths from infectious diseases			W								
<b>Water and Sanitation</b>	<b>10.00</b>	<b>131</b>	W	<b>Access to Information and Communications</b>	<b>53.67</b>	<b>86</b>	W	<b>Personal Freedom and Choice</b>	<b>62.44</b>	<b>82</b>	W
Access to piped water			W	Mobile telephone subscriptions			W	Freedom over life choices			W
Rural vs. urban access to improved water source			W	Internet users			W	Freedom of religion			W
Access to improved sanitation facilities			W	Press Freedom Index			W	Modern slavery, human trafficking, child marriage			W
								Satisfied demand for contraception			W
								Corruption			W
<b>Shelter</b>	<b>26.20</b>	<b>119</b>	W	<b>Health and Wellness</b>	<b>65.67</b>	<b>112</b>	W	<b>Tolerance and Inclusion</b>	<b>48.91</b>	<b>72</b>	W
Availability of affordable housing			W	Life expectancy			W	Women treated with respect			W
Access to electricity			W	Non-communicable disease deaths between 30 and 70			W	Tolerance for immigrants			W
Quality of electricity supply			n/a	Obesity rate			W	Tolerance for homosexuals			W
Indoor air pollution attributable deaths			W	Outdoor air pollution attributable deaths			W	Discrimination and violence against minorities			W
				Suicide rate			W	Religious tolerance			W
								Community safety net			W
<b>Personal Safety</b>	<b>46.51</b>	<b>105</b>	W	<b>Ecosystem Sustainability</b>	<b>65.92</b>	<b>30</b>	W	<b>Access to Advanced Education</b>	<b>26.44</b>	<b>94</b>	W
Homicide rate			W	Greenhouse gas emissions			W	Years of tertiary schooling			W
Level of violent crime			W	Water withdrawals as a percent of resources			W	Women's average years in school			W
Perceived criminality			W	Biodiversity and habitat			W	Inequality in the attainment of education			W
Political terror			W					Number of globally ranked universities			W
Traffic deaths			W								

■ Relative Strength   
 ■ Neutral   
 ■ Relative Weakness   
 n/a – no data available

**Strengths and weaknesses are relative to 15 countries of similar GDP:**

Philippines, Iraq, Honduras, Nicaragua, Indonesia, India, Guatemala, Swaziland, Uzbekistan, Bolivia, Morocco, Moldova, Guyana, Mongolia, and Georgia



# Social Progress Index rank: 25/132

GDP per capita rank: 54/132

COSTA RICA



BASIC HUMAN NEEDS	Score (100)	Rank (132)	Relative Strength
	82.66	42	Relative Strength

FOUNDATIONS OF WELLBEING	Score (100)	Rank (132)	Relative Strength
	80.53	16	Relative Strength

OPPORTUNITY	Score (100)	Rank (132)	Relative Strength
	70.04	24	Relative Strength

Nutrition and Basic Medical Care	Score (100)	Rank (132)	Relative Strength
	95.16	43	Neutral
Undernourishment			Relative Weakness
Depth of food deficit			Relative Weakness
Maternal mortality rate			Neutral
Stillbirth rate			Neutral
Child mortality rate			Neutral
Deaths from infectious diseases			Neutral

Access to Basic Knowledge	Score (100)	Rank (132)	Relative Strength
	93.52	54	Neutral
Adult literacy rate			Neutral
Primary school enrollment			Neutral
Lower secondary school enrollment			Neutral
Upper secondary school enrollment			Neutral
Gender parity in secondary enrollment			Neutral

Personal Rights	Score (100)	Rank (132)	Relative Strength
	82.83	21	Relative Strength
Political rights			Neutral
Freedom of speech			Relative Strength
Freedom of assembly/association			Relative Strength
Freedom of movement			Relative Weakness
Private property rights			Neutral

Water and Sanitation	Score (100)	Rank (132)	Relative Strength
	91.03	51	Neutral
Access to piped water			Neutral
Rural vs. urban access to improved water source			Neutral
Access to improved sanitation facilities			Neutral

Access to Information and Communications	Score (100)	Rank (132)	Relative Strength
	78.12	29	Relative Strength
Mobile telephone subscriptions			Neutral
Internet users			Neutral
Press Freedom Index			Relative Strength

Personal Freedom and Choice	Score (100)	Rank (132)	Relative Strength
	82.71	18	Relative Strength
Freedom over life choices			Relative Strength
Freedom of religion			Neutral
Modern slavery, human trafficking, child marriage			Relative Strength
Satisfied demand for contraception			Relative Strength
Corruption			Relative Strength

Shelter	Score (100)	Rank (132)	Relative Strength
	78.83	33	Relative Strength
Availability of affordable housing			Neutral
Access to electricity			Neutral
Quality of electricity supply			Relative Strength
Indoor air pollution attributable deaths			Neutral

Health and Wellness	Score (100)	Rank (132)	Relative Strength
	81.71	6	Relative Strength
Life expectancy			Relative Strength
Non-communicable disease deaths between 30 and 70			Relative Strength
Obesity rate			Neutral
Outdoor air pollution attributable deaths			Relative Strength
Suicide rate			Neutral

Tolerance and Inclusion	Score (100)	Rank (132)	Relative Strength
	71.19	16	Relative Strength
Women treated with respect			Relative Weakness
Tolerance for immigrants			Relative Strength
Tolerance for homosexuals			Relative Strength
Discrimination and violence against minorities			Relative Strength
Religious tolerance			Relative Strength
Community safety net			Relative Strength

Personal Safety	Score (100)	Rank (132)	Relative Strength
	65.63	57	Neutral
Homicide rate			Relative Weakness
Level of violent crime			Relative Strength
Perceived criminality			Neutral
Political terror			Neutral
Traffic deaths			Neutral

Ecosystem Sustainability	Score (100)	Rank (132)	Relative Strength
	68.79	25	Relative Strength
Greenhouse gas emissions			Neutral
Water withdrawals as a percent of resources			Neutral
Biodiversity and habitat			Relative Strength

Access to Advanced Education	Score (100)	Rank (132)	Relative Strength
	43.41	57	Neutral
Years of tertiary schooling			Relative Strength
Women's average years in school			Neutral
Inequality in the attainment of education			Neutral
Number of globally ranked universities			Neutral

■ Relative Strength   
 ■ Neutral   
 ■ Relative Weakness   
 n/a – no data available

**Strengths and weaknesses are relative to 15 countries of similar GDP:**

Romania, Venezuela, Argentina, Montenegro, Iran, Kazakhstan, Brazil, Bulgaria, South Africa, Lebanon, Serbia, Peru, Macedonia, Mauritius, and Mexico

**SOCIAL PROGRESS IMPERATIVE**

www.socialprogressimperative.org

# Social Progress Index rank: 36/132

GDP per capita rank: 36/132

CROATIA



BASIC HUMAN NEEDS	Score (100)	Rank (132)	Relative Strength
	88.16	26	Neutral

FOUNDATIONS OF WELLBEING	Score (100)	Rank (132)	Relative Strength
	76.87	29	Neutral

OPPORTUNITY	Score (100)	Rank (132)	Relative Strength
	54.88	57	Neutral

Nutrition and Basic Medical Care	Score (100)	Rank (132)	Relative Strength
	96.46	39	Neutral
Undernourishment			Neutral
Depth of food deficit			Neutral
Maternal mortality rate			Neutral
Stillbirth rate			Neutral
Child mortality rate			Neutral
Deaths from infectious diseases			Neutral

Access to Basic Knowledge	Score (100)	Rank (132)	Relative Strength
	94.79	46	Neutral
Adult literacy rate			Neutral
Primary school enrollment			Relative Weakness
Lower secondary school enrollment			Neutral
Upper secondary school enrollment			Neutral
Gender parity in secondary enrollment			Neutral

Personal Rights	Score (100)	Rank (132)	Relative Strength
	68.22	44	Neutral
Political rights			Neutral
Freedom of speech			Neutral
Freedom of assembly/association			Neutral
Freedom of movement			Neutral
Private property rights			Relative Weakness

Water and Sanitation	Score (100)	Rank (132)	Relative Strength
	93.94	42	Neutral
Access to piped water			Neutral
Rural vs. urban access to improved water source			Neutral
Access to improved sanitation facilities			Neutral

Access to Information and Communications	Score (100)	Rank (132)	Relative Strength
	71.77	39	Neutral
Mobile telephone subscriptions			Neutral
Internet users			Neutral
Press Freedom Index			Neutral

Personal Freedom and Choice	Score (100)	Rank (132)	Relative Strength
	65.18	73	Neutral
Freedom over life choices			Relative Weakness
Freedom of religion			Neutral
Modern slavery, human trafficking, child marriage			Relative Weakness
Satisfied demand for contraception			Neutral
Corruption			Neutral

Shelter	Score (100)	Rank (132)	Relative Strength
	81.95	25	Relative Strength
Availability of affordable housing			Neutral
Access to electricity			Neutral
Quality of electricity supply			Neutral
Indoor air pollution attributable deaths			Neutral

Health and Wellness	Score (100)	Rank (132)	Relative Strength
	71.31	81	Neutral
Life expectancy			Neutral
Non-communicable disease deaths between 30 and 70			Neutral
Obesity rate			Neutral
Outdoor air pollution attributable deaths			Neutral
Suicide rate			Neutral

Tolerance and Inclusion	Score (100)	Rank (132)	Relative Strength
	43.66	86	Neutral
Women treated with respect			Neutral
Tolerance for immigrants			Neutral
Tolerance for homosexuals			Neutral
Discrimination and violence against minorities			Neutral
Religious tolerance			Neutral
Community safety net			Relative Weakness

Personal Safety	Score (100)	Rank (132)	Relative Strength
	80.28	25	Neutral
Homicide rate			Relative Strength
Level of violent crime			Neutral
Perceived criminality			Neutral
Political terror			Neutral
Traffic deaths			Neutral

Ecosystem Sustainability	Score (100)	Rank (132)	Relative Strength
	69.63	23	Neutral
Greenhouse gas emissions			Neutral
Water withdrawals as a percent of resources			Relative Strength
Biodiversity and habitat			Neutral

Access to Advanced Education	Score (100)	Rank (132)	Relative Strength
	42.46	62	Neutral
Years of tertiary schooling			Neutral
Women's average years in school			Neutral
Inequality in the attainment of education			Neutral
Number of globally ranked universities			Neutral

■ Relative Strength   
 ■ Neutral   
 ■ Relative Weakness   
 n/a – no data available

**Strengths and weaknesses are relative to 15 countries of similar GDP:**  
 Chile, Latvia, Russia, Hungary, Malaysia, Panama, Botswana, Uruguay, Turkey, Poland, Belarus, Lithuania, Estonia, Mexico, and Mauritius

# Social Progress Index rank: 79/132

GDP per capita rank: N/A

CUBA



BASIC HUMAN NEEDS	Score (100)	Rank (132)	#
<b>Nutrition and Basic Medical Care</b>	<b>97.04</b>	<b>33</b>	<b>#N/A</b>

Undernourishment	#N/A		
Depth of food deficit	#N/A		
Maternal mortality rate	#N/A		
Stillbirth rate	#N/A		
Child mortality rate	#N/A		
Deaths from infectious diseases	#N/A		

<b>Water and Sanitation</b>	<b>84.37</b>	<b>61</b>	<b>#N/A</b>
-----------------------------	--------------	-----------	-------------

Access to piped water	#N/A		
Rural vs. urban access to improved water source	#N/A		
Access to improved sanitation facilities	#N/A		

<b>Shelter</b>	<b>67.62</b>	<b>65</b>	<b>#N/A</b>
----------------	--------------	-----------	-------------

Availability of affordable housing	#N/A		
Access to electricity	#N/A		
Quality of electricity supply	#N/A		
Indoor air pollution attributable deaths	#N/A		

<b>Personal Safety</b>	<b>79.38</b>	<b>28</b>	<b>#N/A</b>
------------------------	--------------	-----------	-------------

Homicide rate	#N/A		
Level of violent crime	#N/A		
Perceived criminality	#N/A		
Political terror	#N/A		
Traffic deaths	#N/A		

FOUNDATIONS OF WELLBEING	Score (100)	Rank (132)	#
<b>Access to Basic Knowledge</b>	<b>95.92</b>	<b>35</b>	<b>#N/A</b>

Adult literacy rate	#N/A		
Primary school enrollment	#N/A		
Lower secondary school enrollment	#N/A		
Upper secondary school enrollment	#N/A		
Gender parity in secondary enrollment	#N/A		

<b>Access to Information and Communications</b>	<b>13.25</b>	<b>132</b>	<b>#N/A</b>
---	--------------	------------	-------------

Mobile telephone subscriptions	#N/A		
Internet users	#N/A		
Press Freedom Index	#N/A		

<b>Health and Wellness</b>	<b>73.84</b>	<b>66</b>	<b>#N/A</b>
----------------------------	--------------	-----------	-------------

Life expectancy	#N/A		
Non-communicable disease deaths between 30 and 70	#N/A		
Obesity rate	#N/A		
Outdoor air pollution attributable deaths	#N/A		
Suicide rate	#N/A		

<b>Ecosystem Sustainability</b>	<b>49.42</b>	<b>80</b>	<b>#N/A</b>
---------------------------------	--------------	-----------	-------------

Greenhouse gas emissions	#N/A		
Water withdrawals as a percent of resources	#N/A		
Biodiversity and habitat	#N/A		

OPPORTUNITY	Score (100)	Rank (132)	#
<b>Personal Rights</b>	<b>2.40</b>	<b>132</b>	<b>#N/A</b>

Political rights	#N/A		
Freedom of speech	#N/A		
Freedom of assembly/association	#N/A		
Freedom of movement	#N/A		
Private property rights	#N/A		

<b>Personal Freedom and Choice</b>	<b>60.71</b>	<b>94</b>	<b>#N/A</b>
------------------------------------	--------------	-----------	-------------

Freedom over life choices	#N/A		
Freedom of religion	#N/A		
Modern slavery, human trafficking, child marriage	#N/A		
Satisfied demand for contraception	#N/A		
Corruption	#N/A		

<b>Tolerance and Inclusion</b>	<b>64.63</b>	<b>24</b>	<b>#N/A</b>
--------------------------------	--------------	-----------	-------------

Women treated with respect	#N/A		
Tolerance for immigrants	#N/A		
Tolerance for homosexuals	#N/A		
Discrimination and violence against minorities	#N/A		
Religious tolerance	#N/A		
Community safety net	#N/A		

<b>Access to Advanced Education</b>	<b>44.19</b>	<b>55</b>	<b>#N/A</b>
-------------------------------------	--------------	-----------	-------------

Years of tertiary schooling	#N/A		
Women's average years in school	#N/A		
Inequality in the attainment of education	#N/A		
Number of globally ranked universities	#N/A		

■ Relative Strength   
 ■ Neutral   
 ■ Relative Weakness   
 n/a – no data available

# Social Progress Index rank: 23/132

GDP per capita rank: 27/132

CZECH REPUBLIC



BASIC HUMAN NEEDS	Score (100)	Rank (132)	Relative Strength
	91.77	17	Relative Strength

FOUNDATIONS OF WELLBEING	Score (100)	Rank (132)	Relative Strength
	83.26	13	Relative Strength

OPPORTUNITY	Score (100)	Rank (132)	Relative Strength
	66.21	29	Neutral

Nutrition and Basic Medical Care	Score (100)	Rank (132)	Relative Strength
	90.88	71	Relative Weakness
Undernourishment			Neutral
Depth of food deficit			Neutral
Maternal mortality rate			Neutral
Stillbirth rate			Relative Weakness
Child mortality rate			Neutral
Deaths from infectious diseases			Neutral

Access to Basic Knowledge	Score (100)	Rank (132)	Relative Strength
	97.19	28	Neutral
Adult literacy rate			Neutral
Primary school enrollment			n/a
Lower secondary school enrollment			Neutral
Upper secondary school enrollment			Relative Weakness
Gender parity in secondary enrollment			Neutral

Personal Rights	Score (100)	Rank (132)	Relative Strength
	75.41	31	Neutral
Political rights			Neutral
Freedom of speech			Neutral
Freedom of assembly/association			Relative Weakness
Freedom of movement			Neutral
Private property rights			Neutral

Water and Sanitation	Score (100)	Rank (132)	Relative Strength
	98.44	25	Neutral
Access to piped water			Neutral
Rural vs. urban access to improved water source			Neutral
Access to improved sanitation facilities			Neutral

Access to Information and Communications	Score (100)	Rank (132)	Relative Strength
	86.66	15	Neutral
Mobile telephone subscriptions			Neutral
Internet users			Neutral
Press Freedom Index			Relative Strength

Personal Freedom and Choice	Score (100)	Rank (132)	Relative Strength
	74.46	34	Neutral
Freedom over life choices			Neutral
Freedom of religion			Neutral
Modern slavery, human trafficking, child marriage			Relative Weakness
Satisfied demand for contraception			Neutral
Corruption			Neutral

Shelter	Score (100)	Rank (132)	Relative Strength
	85.66	14	Relative Strength
Availability of affordable housing			Neutral
Access to electricity			Neutral
Quality of electricity supply			Relative Strength
Indoor air pollution attributable deaths			Neutral

Health and Wellness	Score (100)	Rank (132)	Relative Strength
	73.21	73	Neutral
Life expectancy			Neutral
Non-communicable disease deaths between 30 and 70			Neutral
Obesity rate			Neutral
Outdoor air pollution attributable deaths			Neutral
Suicide rate			Neutral

Tolerance and Inclusion	Score (100)	Rank (132)	Relative Strength
	61.14	36	Neutral
Women treated with respect			Neutral
Tolerance for immigrants			Neutral
Tolerance for homosexuals			Neutral
Discrimination and violence against minorities			Neutral
Religious tolerance			Neutral
Community safety net			Neutral

Personal Safety	Score (100)	Rank (132)	Relative Strength
	92.08	7	Relative Strength
Homicide rate			Neutral
Level of violent crime			Neutral
Perceived criminality			Relative Strength
Political terror			Neutral
Traffic deaths			Neutral

Ecosystem Sustainability	Score (100)	Rank (132)	Relative Strength
	76.00	6	Relative Strength
Greenhouse gas emissions			Neutral
Water withdrawals as a percent of resources			Relative Strength
Biodiversity and habitat			Relative Strength

Access to Advanced Education	Score (100)	Rank (132)	Relative Strength
	53.83	30	Neutral
Years of tertiary schooling			Neutral
Women's average years in school			Neutral
Inequality in the attainment of education			Relative Strength
Number of globally ranked universities			Neutral

■ Relative Strength   
 ■ Neutral   
 ■ Relative Weakness   
 n/a – no data available

**Strengths and weaknesses are relative to 15 countries of similar GDP:**


Trinidad and Tobago, Slovenia, New Zealand, Italy, Spain, Slovakia, Portugal, Greece, Israel, Saudi Arabia, Korea, Republic of, Estonia, Lithuania, Poland, and France



# Social Progress Index rank: 9/132

GDP per capita rank: 16/132

DENMARK



BASIC HUMAN NEEDS	Score (100)	Rank (132)	Relative Strength
	95.73	1	Relative Strength

FOUNDATIONS OF WELLBEING	Score (100)	Rank (132)	Relative Strength
	84.82	8	Relative Strength

OPPORTUNITY	Score (100)	Rank (132)	Relative Strength
	79.10	13	Neutral

Nutrition and Basic Medical Care	Score (100)	Rank (132)	Relative Strength
	98.53	5	Neutral
Undernourishment			Neutral
Depth of food deficit			Neutral
Maternal mortality rate			Relative Weakness
Stillbirth rate			Relative Strength
Child mortality rate			Neutral
Deaths from infectious diseases			Neutral

Access to Basic Knowledge	Score (100)	Rank (132)	Relative Strength
	98.41	11	Neutral
Adult literacy rate			Neutral
Primary school enrollment			Relative Weakness
Lower secondary school enrollment			Relative Weakness
Upper secondary school enrollment			Neutral
Gender parity in secondary enrollment			Neutral

Personal Rights	Score (100)	Rank (132)	Relative Strength
	87.96	9	Neutral
Political rights			Neutral
Freedom of speech			Neutral
Freedom of assembly/association			Neutral
Freedom of movement			Neutral
Private property rights			Neutral

Water and Sanitation	Score (100)	Rank (132)	Relative Strength
	100.00	1	Neutral
Access to piped water			Neutral
Rural vs. urban access to improved water source			Neutral
Access to improved sanitation facilities			Neutral

Access to Information and Communications	Score (100)	Rank (132)	Relative Strength
	97.83	4	Relative Strength
Mobile telephone subscriptions			Neutral
Internet users			Relative Strength
Press Freedom Index			Relative Strength

Personal Freedom and Choice	Score (100)	Rank (132)	Relative Strength
	90.76	7	Neutral
Freedom over life choices			Neutral
Freedom of religion			Neutral
Modern slavery, human trafficking, child marriage			Neutral
Satisfied demand for contraception			Neutral
Corruption			Relative Strength

Shelter	Score (100)	Rank (132)	Relative Strength
	91.81	1	Relative Strength
Availability of affordable housing			Relative Strength
Access to electricity			Neutral
Quality of electricity supply			Neutral
Indoor air pollution attributable deaths			Neutral

Health and Wellness	Score (100)	Rank (132)	Relative Strength
	78.84	22	Neutral
Life expectancy			Relative Weakness
Non-communicable disease deaths between 30 and 70			Relative Weakness
Obesity rate			Neutral
Outdoor air pollution attributable deaths			Neutral
Suicide rate			Neutral

Tolerance and Inclusion	Score (100)	Rank (132)	Relative Strength
	76.64	9	Neutral
Women treated with respect			Relative Strength
Tolerance for immigrants			Neutral
Tolerance for homosexuals			Neutral
Discrimination and violence against minorities			Neutral
Religious tolerance			Neutral
Community safety net			Neutral

Personal Safety	Score (100)	Rank (132)	Relative Strength
	92.56	5	Relative Strength
Homicide rate			Neutral
Level of violent crime			Neutral
Perceived criminality			Neutral
Political terror			Neutral
Traffic deaths			Neutral

Ecosystem Sustainability	Score (100)	Rank (132)	Relative Strength
	64.19	34	Neutral
Greenhouse gas emissions			Neutral
Water withdrawals as a percent of resources			Neutral
Biodiversity and habitat			Neutral

Access to Advanced Education	Score (100)	Rank (132)	Relative Strength
	61.02	23	Relative Weakness
Years of tertiary schooling			Neutral
Women's average years in school			Neutral
Inequality in the attainment of education			Neutral
Number of globally ranked universities			Relative Weakness

■ Relative Strength   
 ■ Neutral   
 ■ Relative Weakness   
 n/a – no data available

**Strengths and weaknesses are relative to 15 countries of similar GDP:**

Belgium, United Kingdom, Finland, Japan, Iceland, Germany, France, Sweden, Australia, Canada, Austria, United Arab Emirates, Netherlands, Ireland, and Korea, Republic of

# Social Progress Index rank: 115/132

GDP per capita rank: 105/132

DJIBOUTI



BASIC HUMAN NEEDS	Score (100)	Rank (132)	Relative Strength
	59.82	95	Relative Strength

FOUNDATIONS OF WELLBEING	Score	Rank	Relative Weakness
	41.34	132	Relative Weakness

OPPORTUNITY	Score (100)	Rank (132)	Relative Strength
	36.68	117	Relative Strength

Nutrition and Basic Medical Care	Score	Rank	Relative Strength
	67.96	108	Relative Strength
Undernourishment			Relative Strength
Depth of food deficit			Relative Strength
Maternal mortality rate			Relative Strength
Stillbirth rate			Relative Strength
Child mortality rate			Relative Strength
Deaths from infectious diseases			Relative Strength

Access to Basic Knowledge	Score	Rank	Relative Strength
	52.77	120	Relative Strength
Adult literacy rate			Relative Strength
Primary school enrollment			Relative Weakness
Lower secondary school enrollment			Relative Strength
Upper secondary school enrollment			Relative Strength
Gender parity in secondary enrollment			Relative Weakness

Personal Rights	Score	Rank	Relative Strength
	31.32	109	Relative Strength
Political rights			Relative Strength
Freedom of speech			Relative Weakness
Freedom of assembly/association			Relative Weakness
Freedom of movement			Relative Strength
Private property rights			Relative Strength

Water and Sanitation	Score	Rank	Relative Strength
	55.75	94	Relative Strength
Access to piped water			Relative Strength
Rural vs. urban access to improved water source			Relative Strength
Access to improved sanitation facilities			Relative Strength

Access to Information and Communications	Score	Rank	Relative Weakness
	16.91	131	Relative Weakness
Mobile telephone subscriptions			Relative Weakness
Internet users			Relative Strength
Press Freedom Index			Relative Weakness

Personal Freedom and Choice	Score	Rank	Relative Strength
	60.70	95	Relative Strength
Freedom over life choices			Relative Strength
Freedom of religion			Relative Strength
Modern slavery, human trafficking, child marriage			Relative Strength
Satisfied demand for contraception			Relative Strength
Corruption			Relative Strength

Shelter	Score	Rank	Relative Strength
	54.08	90	Relative Strength
Availability of affordable housing			Relative Weakness
Access to electricity			Relative Strength
Quality of electricity supply			n/a
Indoor air pollution attributable deaths			Relative Strength

Health and Wellness	Score	Rank	Relative Weakness
	63.88	117	Relative Weakness
Life expectancy			Relative Strength
Non-communicable disease deaths between 30 and 70			Relative Strength
Obesity rate			Relative Strength
Outdoor air pollution attributable deaths			Relative Weakness
Suicide rate			Relative Weakness

Tolerance and Inclusion	Score	Rank	Relative Strength
	46.31	79	Relative Strength
Women treated with respect			Relative Strength
Tolerance for immigrants			Relative Strength
Tolerance for homosexuals			Relative Strength
Discrimination and violence against minorities			Relative Strength
Religious tolerance			Relative Strength
Community safety net			Relative Strength

Personal Safety	Score	Rank	Relative Strength
	61.50	66	Relative Strength
Homicide rate			Relative Strength
Level of violent crime			Relative Strength
Perceived criminality			Relative Strength
Political terror			Relative Strength
Traffic deaths			Relative Weakness

Ecosystem Sustainability	Score	Rank	Relative Strength
	31.80	121	Relative Strength
Greenhouse gas emissions			Relative Strength
Water withdrawals as a percent of resources			Relative Weakness
Biodiversity and habitat			Relative Weakness

Access to Advanced Education	Score	Rank	Relative Weakness
	8.39	128	Relative Weakness
Years of tertiary schooling			n/a
Women's average years in school			Relative Strength
Inequality in the attainment of education			Relative Strength
Number of globally ranked universities			Relative Strength

■ Relative Strength   
 ■ Neutral   
 ■ Relative Weakness   
 n/a – no data available

**Strengths and weaknesses are relative to 15 countries of similar GDP:**

Cameroon, Kyrgyzstan, Yemen, Cambodia, Tajikistan, Sudan, Chad, Mauritania, Nigeria, Ghana, Pakistan, Lesotho, Senegal, Bangladesh, and Laos

# Social Progress Index rank: 68/132

GDP per capita rank: 64/132

## DOMINICAN REPUBLIC



	Score (100)	Rank (132)	
<b>BASIC HUMAN NEEDS</b>	<b>65.78</b>	<b>84</b>	

	Score (100)	Rank (132)	
<b>FOUNDATIONS OF WELLBEING</b>	<b>71.38</b>	<b>56</b>	

	Score (100)	Rank (132)	
<b>OPPORTUNITY</b>	<b>51.93</b>	<b>66</b>	

	Score (100)	Rank (132)	
<b>Nutrition and Basic Medical Care</b>	<b>85.06</b>	<b>81</b>	
Undernourishment			
Depth of food deficit			
Maternal mortality rate			
Stillbirth rate			
Child mortality rate			
Deaths from infectious diseases			

	Score (100)	Rank (132)	
<b>Access to Basic Knowledge</b>	<b>86.32</b>	<b>85</b>	
Adult literacy rate			
Primary school enrollment			
Lower secondary school enrollment			
Upper secondary school enrollment			
Gender parity in secondary enrollment			

	Score (100)	Rank (132)	
<b>Personal Rights</b>	<b>44.30</b>	<b>87</b>	
Political rights			
Freedom of speech			
Freedom of assembly/association			
Freedom of movement			
Private property rights			

	Score (100)	Rank (132)	
<b>Water and Sanitation</b>	<b>83.61</b>	<b>62</b>	
Access to piped water			
Rural vs. urban access to improved water source			
Access to improved sanitation facilities			

	Score (100)	Rank (132)	
<b>Access to Information and Communications</b>	<b>61.55</b>	<b>68</b>	
Mobile telephone subscriptions			
Internet users			
Press Freedom Index			

	Score (100)	Rank (132)	
<b>Personal Freedom and Choice</b>	<b>72.94</b>	<b>38</b>	
Freedom over life choices			
Freedom of religion			
Modern slavery, human trafficking, child marriage			
Satisfied demand for contraception			
Corruption			

	Score (100)	Rank (132)	
<b>Shelter</b>	<b>61.55</b>	<b>77</b>	
Availability of affordable housing			
Access to electricity			
Quality of electricity supply			
Indoor air pollution attributable deaths			

	Score (100)	Rank (132)	
<b>Health and Wellness</b>	<b>74.33</b>	<b>62</b>	
Life expectancy			
Non-communicable disease deaths between 30 and 70			
Obesity rate			
Outdoor air pollution attributable deaths			
Suicide rate			

	Score (100)	Rank (132)	
<b>Tolerance and Inclusion</b>	<b>56.23</b>	<b>46</b>	
Women treated with respect			
Tolerance for immigrants			
Tolerance for homosexuals			
Discrimination and violence against minorities			
Religious tolerance			
Community safety net			

	Score (100)	Rank (132)	
<b>Personal Safety</b>	<b>32.90</b>	<b>126</b>	
Homicide rate			
Level of violent crime			
Perceived criminality			
Political terror			
Traffic deaths			

	Score (100)	Rank (132)	
<b>Ecosystem Sustainability</b>	<b>63.32</b>	<b>37</b>	
Greenhouse gas emissions			
Water withdrawals as a percent of resources			
Biodiversity and habitat			

	Score (100)	Rank (132)	
<b>Access to Advanced Education</b>	<b>34.25</b>	<b>82</b>	
Years of tertiary schooling			
Women's average years in school			
Inequality in the attainment of education			
Number of globally ranked universities			

Relative Strength    Neutral    Relative Weakness    n/a – no data available

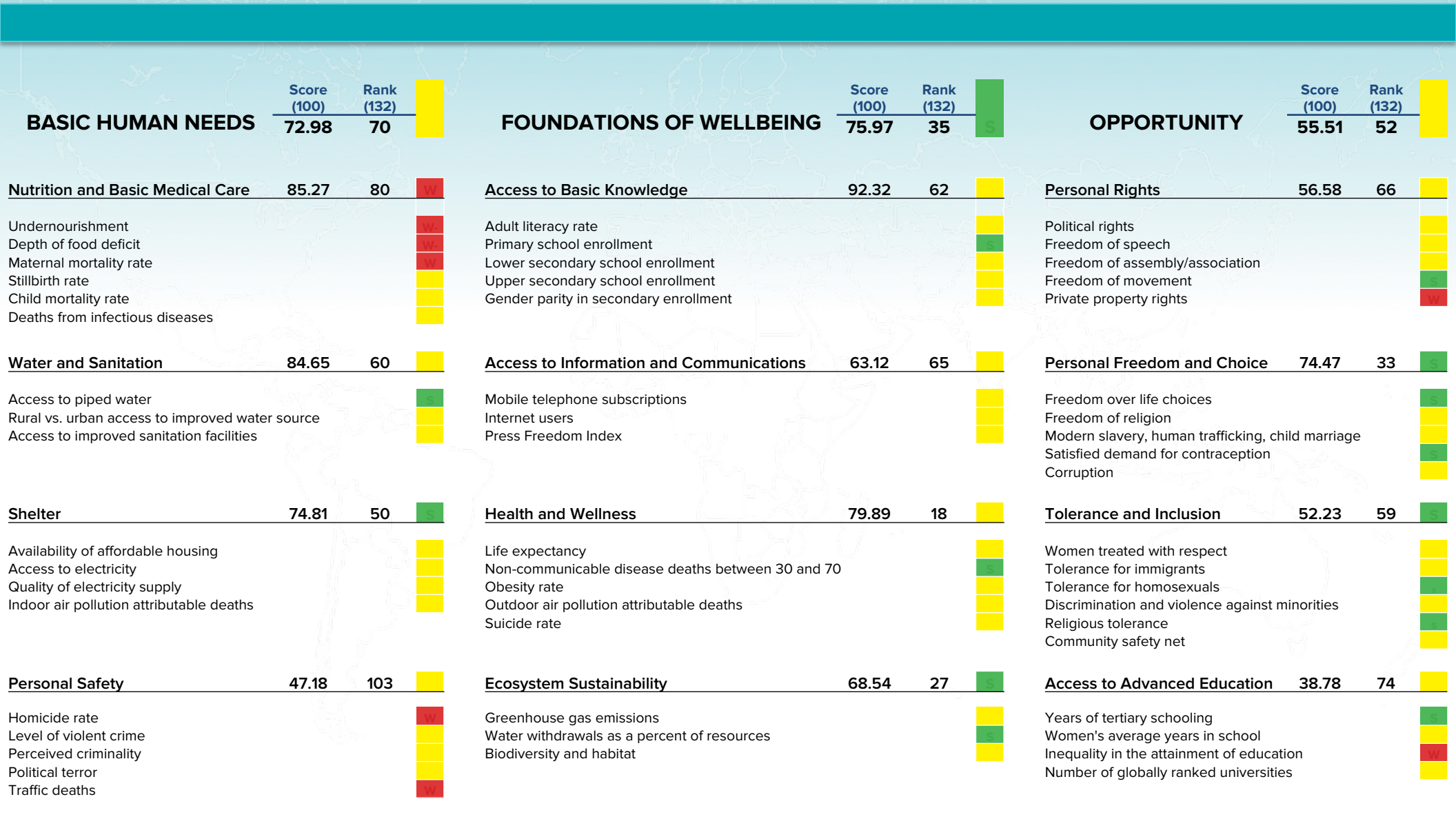
**Strengths and weaknesses are relative to 15 countries of similar GDP:**

Azerbaijan, Thailand, Colombia, Ecuador, Tunisia, Macedonia, Peru, Albania, China, Serbia, South Africa, Algeria, Armenia, Bosnia and Herzegovina, and Brazil

# Social Progress Index rank: 50/132

GDP per capita rank: 66/132

ECUADOR



■ Relative Strength   
 ■ Neutral   
 ■ Relative Weakness   
 n/a – no data available

**Strengths and weaknesses are relative to 15 countries of similar GDP:**

Tunisia, Thailand, Albania, Dominican Republic, Azerbaijan, China, Colombia, Macedonia, Peru, Algeria, Armenia, Bosnia and Herzegovina, Serbia, Jamaica, and South Africa



# Social Progress Index rank: 84/132

GDP per capita rank: 77/132

EGYPT



## BASIC HUMAN NEEDS

Score (100): 76.77 Rank (132): 58

Indicator	Score	Rank	Relative Strength
<b>Nutrition and Basic Medical Care</b>	92.30	62	Relative Strength
Undernourishment			Relative Strength
Depth of food deficit			Relative Strength
Maternal mortality rate			Neutral
Stillbirth rate			Neutral
Child mortality rate			Neutral
Deaths from infectious diseases			Neutral

Indicator	Score	Rank	Relative Strength
<b>Water and Sanitation</b>	96.39	32	Relative Strength
Access to piped water			Relative Strength
Rural vs. urban access to improved water source			Neutral
Access to improved sanitation facilities			Relative Strength

Indicator	Score	Rank	Relative Strength
<b>Shelter</b>	61.12	79	Neutral
Availability of affordable housing			Relative Weakness
Access to electricity			Neutral
Quality of electricity supply			Relative Weakness
Indoor air pollution attributable deaths			Relative Strength

Indicator	Score	Rank	Relative Strength
<b>Personal Safety</b>	57.25	78	Neutral
Homicide rate			Relative Strength
Level of violent crime			Relative Weakness
Perceived criminality			Neutral
Political terror			Relative Weakness
Traffic deaths			Relative Strength

## FOUNDATIONS OF WELLBEING

Score (100): 68.98 Rank (132): 66

Indicator	Score	Rank	Relative Strength
<b>Access to Basic Knowledge</b>	84.33	89	Neutral
Adult literacy rate			Relative Weakness
Primary school enrollment			Relative Weakness
Lower secondary school enrollment			Neutral
Upper secondary school enrollment			Neutral
Gender parity in secondary enrollment			Neutral

Indicator	Score	Rank	Relative Strength
<b>Access to Information and Communications</b>	60.31	72	Neutral
Mobile telephone subscriptions			Neutral
Internet users			Relative Strength
Press Freedom Index			Neutral

Indicator	Score	Rank	Relative Strength
<b>Health and Wellness</b>	69.77	89	Neutral
Life expectancy			Neutral
Non-communicable disease deaths between 30 and 70			Neutral
Obesity rate			Relative Weakness
Outdoor air pollution attributable deaths			Neutral
Suicide rate			Neutral

Indicator	Score	Rank	Relative Strength
<b>Ecosystem Sustainability</b>	61.50	47	Relative Strength
Greenhouse gas emissions			Neutral
Water withdrawals as a percent of resources			Neutral
Biodiversity and habitat			Neutral

## OPPORTUNITY

Score (100): 34.17 Rank (132): 119

Indicator	Score	Rank	Relative Strength
<b>Personal Rights</b>	28.21	111	Relative Weakness
Political rights			Relative Weakness
Freedom of speech			Neutral
Freedom of assembly/association			Neutral
Freedom of movement			Relative Weakness
Private property rights			Relative Weakness

Indicator	Score	Rank	Relative Strength
<b>Personal Freedom and Choice</b>	57.07	109	Relative Weakness
Freedom over life choices			Relative Weakness
Freedom of religion			Relative Weakness
Modern slavery, human trafficking, child marriage			Neutral
Satisfied demand for contraception			Neutral
Corruption			Neutral

Indicator	Score	Rank	Relative Strength
<b>Tolerance and Inclusion</b>	24.67	129	Relative Weakness
Women treated with respect			Neutral
Tolerance for immigrants			Relative Weakness
Tolerance for homosexuals			n/a
Discrimination and violence against minorities			Relative Weakness
Religious tolerance			Relative Weakness
Community safety net			Relative Weakness

Indicator	Score	Rank	Relative Strength
<b>Access to Advanced Education</b>	26.72	92	Neutral
Years of tertiary schooling			Neutral
Women's average years in school			Neutral
Inequality in the attainment of education			Relative Weakness
Number of globally ranked universities			Relative Strength

Relative Strength (Green) Neutral (Yellow) Relative Weakness (Red) n/a – no data available

Strengths and weaknesses are relative to 15 countries of similar GDP:

El Salvador, Sri Lanka, Paraguay, Jordan, Angola, Ukraine, Georgia, Namibia, Mongolia, Morocco, Bolivia, Swaziland, Jamaica, Guatemala, and Indonesia

# Social Progress Index rank: 63/132

GDP per capita rank: 76/132

EL SALVADOR



BASIC HUMAN NEEDS				FOUNDATIONS OF WELLBEING				OPPORTUNITY			
	Score (100)	Rank (132)			Score (100)	Rank (132)			Score (100)	Rank (132)	
<b>Nutrition and Basic Medical Care</b>	<b>88.02</b>	<b>77</b>	Neutral	<b>Access to Basic Knowledge</b>	<b>83.86</b>	<b>90</b>	Neutral	<b>Personal Rights</b>	<b>72.54</b>	<b>38</b>	Relative Strength
Undernourishment			Neutral	Adult literacy rate			Neutral	Political rights			Neutral
Depth of food deficit			Neutral	Primary school enrollment			Neutral	Freedom of speech			Relative Strength
Maternal mortality rate			Neutral	Lower secondary school enrollment			Relative Weakness	Freedom of assembly/association			Relative Strength
Stillbirth rate			Neutral	Upper secondary school enrollment			Relative Weakness	Freedom of movement			Relative Strength
Child mortality rate			Neutral	Gender parity in secondary enrollment			Neutral	Private property rights			Relative Strength
Deaths from infectious diseases			Neutral								
<b>Water and Sanitation</b>	<b>73.59</b>	<b>80</b>	Neutral	<b>Access to Information and Communications</b>	<b>65.71</b>	<b>55</b>	Neutral	<b>Personal Freedom and Choice</b>	<b>72.66</b>	<b>40</b>	Relative Strength
Access to piped water			Neutral	Mobile telephone subscriptions			Neutral	Freedom over life choices			Neutral
Rural vs. urban access to improved water source			Neutral	Internet users			Relative Weakness	Freedom of religion			Relative Strength
Access to improved sanitation facilities			Neutral	Press Freedom Index			Relative Strength	Modern slavery, human trafficking, child marriage			Neutral
								Satisfied demand for contraception			Neutral
								Corruption			Neutral
<b>Shelter</b>	<b>76.56</b>	<b>43</b>	Relative Strength	<b>Health and Wellness</b>	<b>75.28</b>	<b>52</b>	Neutral	<b>Tolerance and Inclusion</b>	<b>58.42</b>	<b>41</b>	Relative Strength
Availability of affordable housing			Relative Strength	Life expectancy			Neutral	Women treated with respect			Relative Weakness
Access to electricity			Neutral	Non-communicable disease deaths between 30 and 70			Relative Strength	Tolerance for immigrants			Relative Strength
Quality of electricity supply			Neutral	Obesity rate			Relative Weakness	Tolerance for homosexuals			Relative Strength
Indoor air pollution attributable deaths			Relative Strength	Outdoor air pollution attributable deaths			Neutral	Discrimination and violence against minorities			Neutral
				Suicide rate			Neutral	Religious tolerance			Relative Strength
								Community safety net			Neutral
<b>Personal Safety</b>	<b>37.73</b>	<b>121</b>	Relative Weakness	<b>Ecosystem Sustainability</b>	<b>43.97</b>	<b>94</b>	Neutral	<b>Access to Advanced Education</b>	<b>28.05</b>	<b>89</b>	Neutral
Homicide rate			Relative Weakness	Greenhouse gas emissions			Neutral	Years of tertiary schooling			Neutral
Level of violent crime			Relative Weakness	Water withdrawals as a percent of resources			Neutral	Women's average years in school			Neutral
Perceived criminality			Relative Weakness	Biodiversity and habitat			Neutral	Inequality in the attainment of education			Relative Weakness
Political terror			Neutral					Number of globally ranked universities			Neutral
Traffic deaths			Relative Weakness								

■ Relative Strength   
 ■ Neutral   
 ■ Relative Weakness   
 n/a – no data available

**Strengths and weaknesses are relative to 15 countries of similar GDP:**

Ukraine, Egypt, Namibia, Sri Lanka, Paraguay, Jordan, Angola, Jamaica, Georgia, Bosnia and Herzegovina, Armenia, Algeria, Mongolia, Morocco, and Bolivia

# Social Progress Index rank: 19/132

GDP per capita rank: 32/132

ESTONIA



BASIC HUMAN NEEDS	Score (100)	Rank (132)	Relative Strength
	87.13	28	Neutral

FOUNDATIONS OF WELLBEING	Score (100)	Rank (132)	Relative Strength
	84.39	10	Relative Strength

OPPORTUNITY	Score (100)	Rank (132)	Relative Strength
	72.32	22	Relative Strength

Nutrition and Basic Medical Care	Score (100)	Rank (132)	Relative Strength
	97.61	27	Neutral
Undernourishment			Neutral
Depth of food deficit			Neutral
Maternal mortality rate			Neutral
Stillbirth rate			Neutral
Child mortality rate			Neutral
Deaths from infectious diseases			Neutral

Access to Basic Knowledge	Score (100)	Rank (132)	Relative Strength
	98.18	14	Neutral
Adult literacy rate			Neutral
Primary school enrollment			Neutral
Lower secondary school enrollment			Neutral
Upper secondary school enrollment			Neutral
Gender parity in secondary enrollment			Neutral

Personal Rights	Score (100)	Rank (132)	Relative Strength
	97.60	2	Relative Strength
Political rights			Neutral
Freedom of speech			Relative Strength
Freedom of assembly/association			Relative Strength
Freedom of movement			Neutral
Private property rights			Relative Strength

Water and Sanitation	Score (100)	Rank (132)	Relative Strength
	95.04	38	Neutral
Access to piped water			Neutral
Rural vs. urban access to improved water source			Neutral
Access to improved sanitation facilities			Neutral

Access to Information and Communications	Score (100)	Rank (132)	Relative Strength
	93.48	10	Relative Strength
Mobile telephone subscriptions			Neutral
Internet users			Relative Strength
Press Freedom Index			Relative Strength

Personal Freedom and Choice	Score (100)	Rank (132)	Relative Strength
	79.46	25	Relative Strength
Freedom over life choices			Neutral
Freedom of religion			Neutral
Modern slavery, human trafficking, child marriage			Neutral
Satisfied demand for contraception			Neutral
Corruption			Relative Strength

Shelter	Score (100)	Rank (132)	Relative Strength
	76.84	41	Neutral
Availability of affordable housing			Neutral
Access to electricity			Neutral
Quality of electricity supply			Neutral
Indoor air pollution attributable deaths			Neutral

Health and Wellness	Score (100)	Rank (132)	Relative Strength
	76.38	45	Neutral
Life expectancy			Neutral
Non-communicable disease deaths between 30 and 70			Neutral
Obesity rate			Relative Strength
Outdoor air pollution attributable deaths			Relative Strength
Suicide rate			Neutral

Tolerance and Inclusion	Score (100)	Rank (132)	Relative Strength
	51.48	60	Neutral
Women treated with respect			Neutral
Tolerance for immigrants			Neutral
Tolerance for homosexuals			Neutral
Discrimination and violence against minorities			Relative Weakness
Religious tolerance			Relative Strength
Community safety net			Neutral

Personal Safety	Score (100)	Rank (132)	Relative Strength
	79.02	29	Neutral
Homicide rate			Neutral
Level of violent crime			Neutral
Perceived criminality			Neutral
Political terror			Neutral
Traffic deaths			Relative Strength

Ecosystem Sustainability	Score (100)	Rank (132)	Relative Strength
	69.50	24	Neutral
Greenhouse gas emissions			Neutral
Water withdrawals as a percent of resources			Relative Weakness
Biodiversity and habitat			Neutral

Access to Advanced Education	Score (100)	Rank (132)	Relative Strength
	60.74	24	Relative Strength
Years of tertiary schooling			Relative Strength
Women's average years in school			Neutral
Inequality in the attainment of education			Neutral
Number of globally ranked universities			Neutral

■ Relative Strength   
 ■ Neutral   
 ■ Relative Weakness   
 n/a – no data available

**Strengths and weaknesses are relative to 15 countries of similar GDP:**

Lithuania, Poland, Hungary, Greece, Portugal, Slovakia, Croatia, Chile, Latvia, Russia, Malaysia, Trinidad and Tobago, Panama, Botswana, and Czech Republic

# Social Progress Index rank: 8/132

GDP per capita rank: 17/132

FINLAND



	Score (100)	Rank (132)	
<b>BASIC HUMAN NEEDS</b>	<b>94.63</b>	<b>4</b>	

	Score (100)	Rank (132)	
<b>FOUNDATIONS OF WELLBEING</b>	<b>84.17</b>	<b>11</b>	

	Score (100)	Rank (132)	
<b>OPPORTUNITY</b>	<b>81.92</b>	<b>8</b>	

<b>Nutrition and Basic Medical Care</b>	98.74	2	
Undernourishment			
Depth of food deficit			
Maternal mortality rate			
Stillbirth rate			
Child mortality rate			
Deaths from infectious diseases			

<b>Access to Basic Knowledge</b>	99.25	7	
Adult literacy rate			
Primary school enrollment			
Lower secondary school enrollment			
Upper secondary school enrollment			
Gender parity in secondary enrollment			

<b>Personal Rights</b>	87.96	9	
Political rights			
Freedom of speech			
Freedom of assembly/association			
Freedom of movement			
Private property rights			

<b>Water and Sanitation</b>	99.83	17	
Access to piped water			
Rural vs. urban access to improved water source			
Access to improved sanitation facilities			

<b>Access to Information and Communications</b>	97.21	6	
Mobile telephone subscriptions			
Internet users			
Press Freedom Index			

<b>Personal Freedom and Choice</b>	93.10	4	
Freedom over life choices			
Freedom of religion			
Modern slavery, human trafficking, child marriage			
Satisfied demand for contraception			
Corruption			

<b>Shelter</b>	90.66	2	
Availability of affordable housing			
Access to electricity			
Quality of electricity supply			
Indoor air pollution attributable deaths			

<b>Health and Wellness</b>	78.60	24	
Life expectancy			
Non-communicable disease deaths between 30 and 70			
Obesity rate			
Outdoor air pollution attributable deaths			
Suicide rate			

<b>Tolerance and Inclusion</b>	78.74	5	
Women treated with respect			
Tolerance for immigrants			
Tolerance for homosexuals			
Discrimination and violence against minorities			
Religious tolerance			
Community safety net			

<b>Personal Safety</b>	89.29	11	
Homicide rate			
Level of violent crime			
Perceived criminality			
Political terror			
Traffic deaths			

<b>Ecosystem Sustainability</b>	61.63	46	
Greenhouse gas emissions			
Water withdrawals as a percent of resources			
Biodiversity and habitat			

<b>Access to Advanced Education</b>	67.89	12	
Years of tertiary schooling			
Women's average years in school			
Inequality in the attainment of education			
Number of globally ranked universities			

Relative Strength    Neutral    Relative Weakness    n/a – no data available

**Strengths and weaknesses are relative to 15 countries of similar GDP:**

Japan, Denmark, Belgium, United Kingdom, France, Iceland, Germany, Sweden, Korea, Republic of, Australia, Saudi Arabia, Israel, Canada, Austria, and United Arab Emirates

**SOCIAL PROGRESS IMPERATIVE**

www.socialprogressimperative.org



# Social Progress Index rank: 20/132

GDP per capita rank: 19/132

FRANCE



BASIC HUMAN NEEDS			FOUNDATIONS OF WELLBEING			OPPORTUNITY		
	Score (100)	Rank (132)		Score (100)	Rank (132)		Score (100)	Rank (132)
<b>Nutrition and Basic Medical Care</b>	91.23	19	<b>Access to Basic Knowledge</b>	79.37	20	<b>Personal Rights</b>	72.72	21
Undernourishment			Adult literacy rate	99.21	8	Political rights	80.39	26
Depth of food deficit			Primary school enrollment			Freedom of speech		
Maternal mortality rate			Lower secondary school enrollment			Freedom of assembly/association		
Stillbirth rate			Upper secondary school enrollment			Freedom of movement		
Child mortality rate			Gender parity in secondary enrollment			Private property rights		
Deaths from infectious diseases								
<b>Water and Sanitation</b>	100.00	1	<b>Access to Information and Communications</b>	82.64	21	<b>Personal Freedom and Choice</b>	84.29	15
Access to piped water			Mobile telephone subscriptions			Freedom over life choices		
Rural vs. urban access to improved water source			Internet users			Freedom of religion		
Access to improved sanitation facilities			Press Freedom Index			Modern slavery, human trafficking, child marriage		
						Satisfied demand for contraception		
						Corruption		
<b>Shelter</b>	86.89	10	<b>Health and Wellness</b>	80.48	14	<b>Tolerance and Inclusion</b>	62.03	32
Availability of affordable housing			Life expectancy			Women treated with respect		
Access to electricity			Non-communicable disease deaths between 30 and 70			Tolerance for immigrants		
Quality of electricity supply			Obesity rate			Tolerance for homosexuals		
Indoor air pollution attributable deaths			Outdoor air pollution attributable deaths			Discrimination and violence against minorities		
			Suicide rate			Religious tolerance		
						Community safety net		
<b>Personal Safety</b>	79.99	26	<b>Ecosystem Sustainability</b>	55.16	63	<b>Access to Advanced Education</b>	64.18	19
Homicide rate			Greenhouse gas emissions			Years of tertiary schooling		
Level of violent crime			Water withdrawals as a percent of resources			Women's average years in school		
Perceived criminality			Biodiversity and habitat			Inequality in the attainment of education		
Political terror						Number of globally ranked universities		
Traffic deaths								

■ Relative Strength   
 ■ Neutral   
 ■ Relative Weakness   
 n/a – no data available

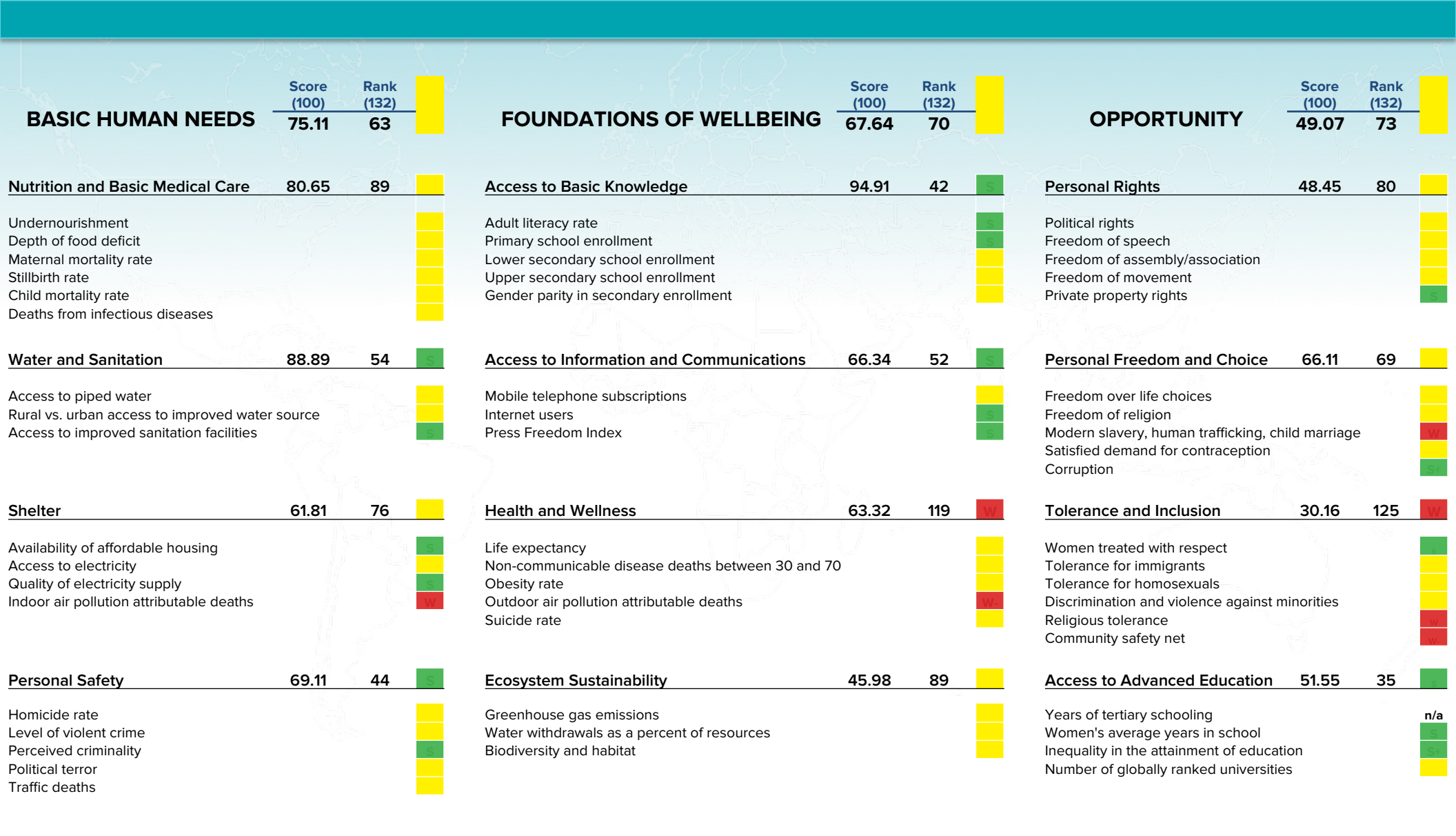

**Strengths and weaknesses are relative to 15 countries of similar GDP:**

Japan, Finland, Korea, Republic of, Saudi Arabia, Israel, Denmark, Belgium, United Kingdom, Spain, Italy, New Zealand, Iceland, Germany, Sweden, and Slovenia

# Social Progress Index rank: 66/132

GDP per capita rank: 82/132

GEORGIA



■ Relative Strength    
 ■ Neutral    
 ■ Relative Weakness    
 n/a – no data available

**Strengths and weaknesses are relative to 15 countries of similar GDP:**

Angola, Jordan, Paraguay, Sri Lanka, Mongolia, Morocco, Bolivia, Swaziland, Guatemala, Egypt, Indonesia, El Salvador, Congo, Republic of, Philippines, and Ukraine

# Social Progress Index rank: 12/132

GDP per capita rank: 12/132

GERMANY



BASIC HUMAN NEEDS	Score (100)	Rank (132)	Relative Strength
	93.08	12	Neutral

FOUNDATIONS OF WELLBEING	Score (100)	Rank (132)	Relative Strength
	84.96	7	Neutral

OPPORTUNITY	Score (100)	Rank (132)	Relative Strength
	75.81	16	Neutral

Nutrition and Basic Medical Care	Score (100)	Rank (132)	Relative Strength
	98.68	4	Neutral
Undernourishment			Neutral
Depth of food deficit			Neutral
Maternal mortality rate			Neutral
Stillbirth rate			Relative Strength
Child mortality rate			Neutral
Deaths from infectious diseases			Neutral

Access to Basic Knowledge	Score (100)	Rank (132)	Relative Strength
	97.38	25	Neutral
Adult literacy rate			Neutral
Primary school enrollment			Neutral
Lower secondary school enrollment			Neutral
Upper secondary school enrollment			Neutral
Gender parity in secondary enrollment			Relative Weakness

Personal Rights	Score (100)	Rank (132)	Relative Strength
	80.21	27	Relative Weakness
Political rights			Neutral
Freedom of speech			Neutral
Freedom of assembly/association			Relative Weakness
Freedom of movement			Neutral
Private property rights			Neutral

Water and Sanitation	Score (100)	Rank (132)	Relative Strength
	100.00	1	Neutral
Access to piped water			Neutral
Rural vs. urban access to improved water source			Neutral
Access to improved sanitation facilities			Neutral

Access to Information and Communications	Score (100)	Rank (132)	Relative Strength
	89.45	11	Neutral
Mobile telephone subscriptions			Neutral
Internet users			Neutral
Press Freedom Index			Neutral

Personal Freedom and Choice	Score (100)	Rank (132)	Relative Strength
	86.69	13	Neutral
Freedom over life choices			Neutral
Freedom of religion			Neutral
Modern slavery, human trafficking, child marriage			Relative Weakness
Satisfied demand for contraception			Neutral
Corruption			Neutral

Shelter	Score (100)	Rank (132)	Relative Strength
	85.44	15	Relative Weakness
Availability of affordable housing			Neutral
Access to electricity			Neutral
Quality of electricity supply			Relative Weakness
Indoor air pollution attributable deaths			Neutral

Health and Wellness	Score (100)	Rank (132)	Relative Strength
	79.70	19	Neutral
Life expectancy			Neutral
Non-communicable disease deaths between 30 and 70			Neutral
Obesity rate			Neutral
Outdoor air pollution attributable deaths			Neutral
Suicide rate			Neutral

Tolerance and Inclusion	Score (100)	Rank (132)	Relative Strength
	68.47	20	Neutral
Women treated with respect			Neutral
Tolerance for immigrants			Neutral
Tolerance for homosexuals			Neutral
Discrimination and violence against minorities			Neutral
Religious tolerance			Relative Weakness
Community safety net			Neutral

Personal Safety	Score (100)	Rank (132)	Relative Strength
	88.19	13	Neutral
Homicide rate			Neutral
Level of violent crime			Relative Weakness
Perceived criminality			Neutral
Political terror			Neutral
Traffic deaths			Neutral

Ecosystem Sustainability	Score (100)	Rank (132)	Relative Strength
	73.30	14	Relative Strength
Greenhouse gas emissions			Neutral
Water withdrawals as a percent of resources			Neutral
Biodiversity and habitat			Relative Strength

Access to Advanced Education	Score (100)	Rank (132)	Relative Strength
	67.85	13	Neutral
Years of tertiary schooling			Neutral
Women's average years in school			Neutral
Inequality in the attainment of education			Neutral
Number of globally ranked universities			Relative Strength

■ Relative Strength   
 ■ Neutral   
 ■ Relative Weakness   
 n/a – no data available

**Strengths and weaknesses are relative to 15 countries of similar GDP:**

Sweden, Australia, Iceland, Canada, Austria, United Arab Emirates, Netherlands, Ireland, United Kingdom, Belgium, Denmark, Finland, Japan, Switzerland, and France

# Social Progress Index rank: 96/132

GDP per capita rank: 110/132

GHANA



## BASIC HUMAN NEEDS

Score (100): 52.39 Rank (132): 103

## FOUNDATIONS OF WELLBEING

Score (100): 65.63 Rank (132): 80

## OPPORTUNITY

Score (100): 49.85 Rank (132): 69

Category	Score	Rank	Relative Strength
<b>Nutrition and Basic Medical Care</b>	75.78	96	Neutral
Undernourishment			Relative Strength
Depth of food deficit			Relative Strength
Maternal mortality rate			Neutral
Stillbirth rate			Neutral
Child mortality rate			Neutral
Deaths from infectious diseases			Neutral

Category	Score	Rank	Relative Strength
<b>Access to Basic Knowledge</b>	71.35	103	Neutral
Adult literacy rate			Neutral
Primary school enrollment			Neutral
Lower secondary school enrollment			Relative Strength
Upper secondary school enrollment			Neutral
Gender parity in secondary enrollment			Neutral

Category	Score	Rank	Relative Strength
<b>Personal Rights</b>	78.37	28	Relative Strength
Political rights			Relative Strength
Freedom of speech			Neutral
Freedom of assembly/association			Relative Strength
Freedom of movement			Relative Strength
Private property rights			Relative Strength

Category	Score	Rank	Relative Strength
<b>Water and Sanitation</b>	39.10	112	Neutral
Access to piped water			Neutral
Rural vs. urban access to improved water source			Relative Strength
Access to improved sanitation facilities			Relative Weakness

Category	Score	Rank	Relative Strength
<b>Access to Information and Communications</b>	63.11	66	Relative Strength
Mobile telephone subscriptions			Relative Strength
Internet users			Neutral
Press Freedom Index			Relative Strength

Category	Score	Rank	Relative Strength
<b>Personal Freedom and Choice</b>	59.76	101	Neutral
Freedom over life choices			Neutral
Freedom of religion			Relative Strength
Modern slavery, human trafficking, child marriage			Neutral
Satisfied demand for contraception			Relative Weakness
Corruption			Relative Strength

Category	Score	Rank	Relative Strength
<b>Shelter</b>	42.19	99	Neutral
Availability of affordable housing			Neutral
Access to electricity			Relative Strength
Quality of electricity supply			Neutral
Indoor air pollution attributable deaths			Neutral

Category	Score	Rank	Relative Strength
<b>Health and Wellness</b>	73.92	65	Neutral
Life expectancy			Neutral
Non-communicable disease deaths between 30 and 70			Neutral
Obesity rate			Neutral
Outdoor air pollution attributable deaths			Neutral
Suicide rate			Relative Strength

Category	Score	Rank	Relative Strength
<b>Tolerance and Inclusion</b>	43.71	85	Neutral
Women treated with respect			Neutral
Tolerance for immigrants			Neutral
Tolerance for homosexuals			Neutral
Discrimination and violence against minorities			Relative Strength
Religious tolerance			Relative Weakness
Community safety net			Neutral

Category	Score	Rank	Relative Strength
<b>Personal Safety</b>	52.50	87	Neutral
Homicide rate			Neutral
Level of violent crime			Neutral
Perceived criminality			Neutral
Political terror			Neutral
Traffic deaths			Neutral

Category	Score	Rank	Relative Strength
<b>Ecosystem Sustainability</b>	54.13	67	Neutral
Greenhouse gas emissions			Neutral
Water withdrawals as a percent of resources			Neutral
Biodiversity and habitat			Neutral

Category	Score	Rank	Relative Strength
<b>Access to Advanced Education</b>	17.57	110	Neutral
Years of tertiary schooling			Neutral
Women's average years in school			Neutral
Inequality in the attainment of education			Neutral
Number of globally ranked universities			Neutral

■ Relative Strength 
 ■ Neutral 
 ■ Relative Weakness 
 n/a – no data available

**Strengths and weaknesses are relative to 15 countries of similar GDP:**

Lesotho, Senegal, Chad, Sudan, Bangladesh, Tajikistan, Kenya, Cameroon, Djibouti, Zambia, Kyrgyzstan, Yemen, Tanzania, Cambodia, and Benin



# Social Progress Index rank: 35/132

GDP per capita rank: 31/132

GREECE



	Score (100)	Rank (132)	
<b>BASIC HUMAN NEEDS</b>	<b>86.99</b>	<b>29</b>	

	Score (100)	Rank (132)	
<b>FOUNDATIONS OF WELLBEING</b>	<b>74.85</b>	<b>41</b>	

	Score (100)	Rank (132)	
<b>OPPORTUNITY</b>	<b>58.45</b>	<b>43</b>	

Category	Score	Rank	Indicator
<b>Nutrition and Basic Medical Care</b>	<b>98.36</b>	<b>7</b>	
Undernourishment			
Depth of food deficit			
Maternal mortality rate			
Stillbirth rate			
Child mortality rate			
Deaths from infectious diseases			

Category	Score	Rank	Indicator
<b>Access to Basic Knowledge</b>	<b>97.77</b>	<b>19</b>	
Adult literacy rate			
Primary school enrollment			
Lower secondary school enrollment			
Upper secondary school enrollment			
Gender parity in secondary enrollment			

Category	Score	Rank	Indicator
<b>Personal Rights</b>	<b>64.80</b>	<b>51</b>	
Political rights			
Freedom of speech			
Freedom of assembly/association			
Freedom of movement			
Private property rights			

Category	Score	Rank	Indicator
<b>Water and Sanitation</b>	<b>99.04</b>	<b>22</b>	
Access to piped water			
Rural vs. urban access to improved water source			
Access to improved sanitation facilities			

Category	Score	Rank	Indicator
<b>Access to Information and Communications</b>	<b>69.6</b>	<b>44</b>	
Mobile telephone subscriptions			
Internet users			
Press Freedom Index			

Category	Score	Rank	Indicator
<b>Personal Freedom and Choice</b>	<b>61.44</b>	<b>89</b>	
Freedom over life choices			
Freedom of religion			
Modern slavery, human trafficking, child marriage			
Satisfied demand for contraception			
Corruption			

Category	Score	Rank	Indicator
<b>Shelter</b>	<b>76.74</b>	<b>42</b>	
Availability of affordable housing			
Access to electricity			
Quality of electricity supply			
Indoor air pollution attributable deaths			

Category	Score	Rank	Indicator
<b>Health and Wellness</b>	<b>78.65</b>	<b>23</b>	
Life expectancy			
Non-communicable disease deaths between 30 and 70			
Obesity rate			
Outdoor air pollution attributable deaths			
Suicide rate			

Category	Score	Rank	Indicator
<b>Tolerance and Inclusion</b>	<b>46.13</b>	<b>80</b>	
Women treated with respect			
Tolerance for immigrants			
Tolerance for homosexuals			
Discrimination and violence against minorities			
Religious tolerance			
Community safety net			

Category	Score	Rank	Indicator
<b>Personal Safety</b>	<b>73.83</b>	<b>35</b>	
Homicide rate			
Level of violent crime			
Perceived criminality			
Political terror			
Traffic deaths			

Category	Score	Rank	Indicator
<b>Ecosystem Sustainability</b>	<b>53.37</b>	<b>72</b>	
Greenhouse gas emissions			
Water withdrawals as a percent of resources			
Biodiversity and habitat			

Category	Score	Rank	Indicator
<b>Access to Advanced Education</b>	<b>61.44</b>	<b>22</b>	
Years of tertiary schooling			
Women's average years in school			
Inequality in the attainment of education			
Number of globally ranked universities			

Relative Strength Neutral Relative Weakness n/a – no data available

**Strengths and weaknesses are relative to 15 countries of similar GDP:**

Portugal, Slovakia, Estonia, Lithuania, Trinidad and Tobago, Poland, Czech Republic, Slovenia, Hungary, Croatia, New Zealand, Chile, Latvia, Italy, and Spain

# Social Progress Index rank: 76/132

GDP per capita rank: 87/132

GUATEMALA



BASIC HUMAN NEEDS	Score (100)	Rank (132)	Indicator
	66.50	82	

FOUNDATIONS OF WELLBEING	Score (100)	Rank (132)	Indicator
	67.95	68	

OPPORTUNITY	Score (100)	Rank (132)	Indicator
	49.67	71	

Nutrition and Basic Medical Care	Score (100)	Rank (132)	Indicator
	78.77	91	
Undernourishment			
Depth of food deficit			
Maternal mortality rate			
Stillbirth rate			
Child mortality rate			
Deaths from infectious diseases			

Access to Basic Knowledge	Score (100)	Rank (132)	Indicator
	76.88	98	
Adult literacy rate			
Primary school enrollment			
Lower secondary school enrollment			
Upper secondary school enrollment			
Gender parity in secondary enrollment			

Personal Rights	Score (100)	Rank (132)	Indicator
	65.52	50	
Political rights			
Freedom of speech			
Freedom of assembly/association			
Freedom of movement			
Private property rights			

Water and Sanitation	Score (100)	Rank (132)	Indicator
	82.47	64	
Access to piped water			
Rural vs. urban access to improved water source			
Access to improved sanitation facilities			

Access to Information and Communications	Score (100)	Rank (132)	Indicator
	57.18	82	
Mobile telephone subscriptions			
Internet users			
Press Freedom Index			

Personal Freedom and Choice	Score (100)	Rank (132)	Indicator
	70.94	49	
Freedom over life choices			
Freedom of religion			
Modern slavery, human trafficking, child marriage			
Satisfied demand for contraception			
Corruption			

Shelter	Score (100)	Rank (132)	Indicator
	65.19	67	
Availability of affordable housing			
Access to electricity			
Quality of electricity supply			
Indoor air pollution attributable deaths			

Health and Wellness	Score (100)	Rank (132)	Indicator
	78.00	29	
Life expectancy			
Non-communicable disease deaths between 30 and 70			
Obesity rate			
Outdoor air pollution attributable deaths			
Suicide rate			

Tolerance and Inclusion	Score (100)	Rank (132)	Indicator
	45.28	81	
Women treated with respect			
Tolerance for immigrants			
Tolerance for homosexuals			
Discrimination and violence against minorities			
Religious tolerance			
Community safety net			

Personal Safety	Score (100)	Rank (132)	Indicator
	39.59	118	
Homicide rate			
Level of violent crime			
Perceived criminality			
Political terror			
Traffic deaths			

Ecosystem Sustainability	Score (100)	Rank (132)	Indicator
	59.73	50	
Greenhouse gas emissions			
Water withdrawals as a percent of resources			
Biodiversity and habitat			

Access to Advanced Education	Score (100)	Rank (132)	Indicator
	16.92	113	
Years of tertiary schooling			
Women's average years in school			
Inequality in the attainment of education			
Number of globally ranked universities			

■ Relative Strength   
 ■ Neutral   
 ■ Relative Weakness   
 n/a – no data available

**Strengths and weaknesses are relative to 15 countries of similar GDP:**

Swaziland, Indonesia, Bolivia, Morocco, Mongolia, Congo, Republic of, Philippines, Georgia, Iraq, Honduras, Angola, Nicaragua, Jordan, Paraguay, and Sri Lanka

# Social Progress Index rank: 129/132

GDP per capita rank: 124/132

GUINEA



	Score (100)	Rank (132)	
<b>BASIC HUMAN NEEDS</b>	<b>36.48</b>	<b>127</b>	

	Score (100)	Rank (132)	
<b>FOUNDATIONS OF WELLBEING</b>	<b>45.02</b>	<b>130</b>	

	Score (100)	Rank (132)	
<b>OPPORTUNITY</b>	<b>30.73</b>	<b>125</b>	

Category	Score	Rank	Strength
<b>Nutrition and Basic Medical Care</b>	62.19	115	
Undernourishment			
Depth of food deficit			
Maternal mortality rate			
Stillbirth rate			
Child mortality rate			
Deaths from infectious diseases			

Category	Score	Rank	Strength
<b>Access to Basic Knowledge</b>	40.76	128	
Adult literacy rate			
Primary school enrollment			
Lower secondary school enrollment			
Upper secondary school enrollment			
Gender parity in secondary enrollment			

Category	Score	Rank	Strength
<b>Personal Rights</b>	31.63	108	
Political rights			
Freedom of speech			
Freedom of assembly/association			
Freedom of movement			
Private property rights			

Category	Score	Rank	Strength
<b>Water and Sanitation</b>	30.63	122	
Access to piped water			
Rural vs. urban access to improved water source			
Access to improved sanitation facilities			

Category	Score	Rank	Strength
<b>Access to Information and Communications</b>	32.02	121	
Mobile telephone subscriptions			
Internet users			
Press Freedom Index			

Category	Score	Rank	Strength
<b>Personal Freedom and Choice</b>	48.67	127	
Freedom over life choices			
Freedom of religion			
Modern slavery, human trafficking, child marriage			
Satisfied demand for contraception			
Corruption			

Category	Score	Rank	Strength
<b>Shelter</b>	12.10	129	
Availability of affordable housing			
Access to electricity			
Quality of electricity supply			
Indoor air pollution attributable deaths			

Category	Score	Rank	Strength
<b>Health and Wellness</b>	68.47	97	
Life expectancy			
Non-communicable disease deaths between 30 and 70			
Obesity rate			
Outdoor air pollution attributable deaths			
Suicide rate			

Category	Score	Rank	Strength
<b>Tolerance and Inclusion</b>	36.43	110	
Women treated with respect			
Tolerance for immigrants			
Tolerance for homosexuals			
Discrimination and violence against minorities			
Religious tolerance			
Community safety net			

Category	Score	Rank	Strength
<b>Personal Safety</b>	41.02	116	
Homicide rate			
Level of violent crime			
Perceived criminality			
Political terror			
Traffic deaths			

Category	Score	Rank	Strength
<b>Ecosystem Sustainability</b>	38.85	106	
Greenhouse gas emissions			
Water withdrawals as a percent of resources			
Biodiversity and habitat			

Category	Score	Rank	Strength
<b>Access to Advanced Education</b>	6.17	130	
Years of tertiary schooling			n/a
Women's average years in school			
Inequality in the attainment of education			
Number of globally ranked universities			

Relative Strength Neutral Relative Weakness n/a – no data available

**Strengths and weaknesses are relative to 15 countries of similar GDP:**

Togo, Central African Republic, Mozambique, Madagascar, Mali, Uganda, Rwanda, Niger, Malawi, Nepal, Liberia, Burkina Faso, Burundi, Benin, and Tanzania

# Social Progress Index rank: 82/132

GDP per capita rank: 97/132

GUYANA



	Score (100)	Rank (132)	
<b>BASIC HUMAN NEEDS</b>	<b>68.49</b>	<b>80</b>	

	Score (100)	Rank (132)	
<b>FOUNDATIONS OF WELLBEING</b>	<b>58.36</b>	<b>101</b>	

	Score (100)	Rank (132)	
<b>OPPORTUNITY</b>	<b>53.35</b>	<b>61</b>	

<b>Nutrition and Basic Medical Care</b>	85.01	82	
Undernourishment			
Depth of food deficit			
Maternal mortality rate			
Stillbirth rate			
Child mortality rate			
Deaths from infectious diseases			

<b>Access to Basic Knowledge</b>	87.96	79	
Adult literacy rate			
Primary school enrollment			
Lower secondary school enrollment			
Upper secondary school enrollment			
Gender parity in secondary enrollment			

<b>Personal Rights</b>	60.50	62	
Political rights			
Freedom of speech			
Freedom of assembly/association			
Freedom of movement			
Private property rights			

<b>Water and Sanitation</b>	81.32	68	
Access to piped water			
Rural vs. urban access to improved water source			
Access to improved sanitation facilities			

<b>Access to Information and Communications</b>	51.38	93	
Mobile telephone subscriptions			
Internet users			
Press Freedom Index			

<b>Personal Freedom and Choice</b>	62.41	83	
Freedom over life choices			
Freedom of religion			
Modern slavery, human trafficking, child marriage			
Satisfied demand for contraception			
Corruption			

<b>Shelter</b>	57.78	85	
Availability of affordable housing			
Access to electricity			
Quality of electricity supply			
Indoor air pollution attributable deaths			

<b>Health and Wellness</b>	62.95	120	
Life expectancy			
Non-communicable disease deaths between 30 and 70			
Obesity rate			
Outdoor air pollution attributable deaths			
Suicide rate			

<b>Tolerance and Inclusion</b>	53.83	55	
Women treated with respect			n/a
Tolerance for immigrants			
Tolerance for homosexuals			
Discrimination and violence against minorities			
Religious tolerance			
Community safety net			

<b>Personal Safety</b>	49.84	97	
Homicide rate			
Level of violent crime			
Perceived criminality			
Political terror			
Traffic deaths			

<b>Ecosystem Sustainability</b>	31.14	122	
Greenhouse gas emissions			
Water withdrawals as a percent of resources			
Biodiversity and habitat			

<b>Access to Advanced Education</b>	36.64	78	
Years of tertiary schooling			
Women's average years in school			
Inequality in the attainment of education			
Number of globally ranked universities			

Relative Strength    Neutral    Relative Weakness    n/a – no data available

**Strengths and weaknesses are relative to 15 countries of similar GDP:**

Moldova, Uzbekistan, Laos, India, Pakistan, Nicaragua, Nigeria, Mauritania, Honduras, Iraq, Cambodia, Yemen, Kyrgyzstan, Philippines, and Djibouti

**SOCIAL PROGRESS IMPERATIVE**

www.socialprogressimperative.org



# Social Progress Index rank: 77/132

GDP per capita rank: 92/132

## HONDURAS



	Score (100)	Rank (132)	
<b>BASIC HUMAN NEEDS</b>	<b>63.42</b>	<b>89</b>	

	Score (100)	Rank (132)	
<b>FOUNDATIONS OF WELLBEING</b>	<b>70.57</b>	<b>59</b>	

	Score (100)	Rank (132)	
<b>OPPORTUNITY</b>	<b>49.84</b>	<b>70</b>	

<b>Nutrition and Basic Medical Care</b>	87.10	79	
Undernourishment			
Depth of food deficit			
Maternal mortality rate			
Stillbirth rate			
Child mortality rate			
Deaths from infectious diseases			

<b>Access to Basic Knowledge</b>	85.16	87	
Adult literacy rate			
Primary school enrollment			
Lower secondary school enrollment			
Upper secondary school enrollment			
Gender parity in secondary enrollment			

<b>Personal Rights</b>	50.38	76	
Political rights			
Freedom of speech			
Freedom of assembly/association			
Freedom of movement			
Private property rights			

<b>Water and Sanitation</b>	79.85	73	
Access to piped water			
Rural vs. urban access to improved water source			
Access to improved sanitation facilities			

<b>Access to Information and Communications</b>	49.73	96	
Mobile telephone subscriptions			
Internet users			
Press Freedom Index			

<b>Personal Freedom and Choice</b>	69.24	59	
Freedom over life choices			
Freedom of religion			
Modern slavery, human trafficking, child marriage			
Satisfied demand for contraception			
Corruption			

<b>Shelter</b>	52.80	93	
Availability of affordable housing			
Access to electricity			
Quality of electricity supply			
Indoor air pollution attributable deaths			

<b>Health and Wellness</b>	75.55	50	
Life expectancy			
Non-communicable disease deaths between 30 and 70			
Obesity rate			
Outdoor air pollution attributable deaths			
Suicide rate			

<b>Tolerance and Inclusion</b>	53.46	56	
Women treated with respect			
Tolerance for immigrants			
Tolerance for homosexuals			
Discrimination and violence against minorities			
Religious tolerance			
Community safety net			

<b>Personal Safety</b>	33.94	125	
Homicide rate			
Level of violent crime			
Perceived criminality			
Political terror			
Traffic deaths			

<b>Ecosystem Sustainability</b>	71.85	18	
Greenhouse gas emissions			
Water withdrawals as a percent of resources			
Biodiversity and habitat			

<b>Access to Advanced Education</b>	26.29	95	
Years of tertiary schooling			
Women's average years in school			
Inequality in the attainment of education			
Number of globally ranked universities			

Relative Strength    Neutral    Relative Weakness    n/a – no data available

**Strengths and weaknesses are relative to 15 countries of similar GDP:**

*Iraq, Philippines, Nicaragua, Congo, Republic of, India, Uzbekistan, Indonesia, Moldova, Guyana, Guatemala, Swaziland, Bolivia, Morocco, Mongolia, and Laos*

**SOCIAL  
PROGRESS  
IMPERATIVE**

www.socialprogressimperative.org

# Social Progress Index rank: 32/132

GDP per capita rank: 35/132

HUNGARY



BASIC HUMAN NEEDS	Score (100)	Rank (132)	Relative Strength
	86.24	33	Neutral

FOUNDATIONS OF WELLBEING	Score (100)	Rank (132)	Relative Strength
	71.91	50	Neutral

OPPORTUNITY	Score (100)	Rank (132)	Relative Strength
	63.46	32	Neutral

Nutrition and Basic Medical Care	Score (100)	Rank (132)	Relative Strength
	97.55	29	Neutral
Undernourishment			Neutral
Depth of food deficit			Neutral
Maternal mortality rate			Neutral
Stillbirth rate			Neutral
Child mortality rate			Neutral
Deaths from infectious diseases			Neutral

Access to Basic Knowledge	Score (100)	Rank (132)	Relative Strength
	96.63	31	Neutral
Adult literacy rate			Neutral
Primary school enrollment			Neutral
Lower secondary school enrollment			Neutral
Upper secondary school enrollment			Neutral
Gender parity in secondary enrollment			Neutral

Personal Rights	Score (100)	Rank (132)	Relative Strength
	73.02	36	Neutral
Political rights			Neutral
Freedom of speech			Neutral
Freedom of assembly/association			Neutral
Freedom of movement			Neutral
Private property rights			Neutral

Water and Sanitation	Score (100)	Rank (132)	Relative Strength
	98.35	26	Neutral
Access to piped water			Neutral
Rural vs. urban access to improved water source			Neutral
Access to improved sanitation facilities			Neutral

Access to Information and Communications	Score (100)	Rank (132)	Relative Strength
	74.56	36	Neutral
Mobile telephone subscriptions			Neutral
Internet users			Relative Strength
Press Freedom Index			Neutral

Personal Freedom and Choice	Score (100)	Rank (132)	Relative Strength
	69.89	56	Neutral
Freedom over life choices			Neutral
Freedom of religion			Neutral
Modern slavery, human trafficking, child marriage			Relative Weakness
Satisfied demand for contraception			Relative Strength
Corruption			Neutral

Shelter	Score (100)	Rank (132)	Relative Strength
	70.32	59	Relative Weakness
Availability of affordable housing			Neutral
Access to electricity			Neutral
Quality of electricity supply			Neutral
Indoor air pollution attributable deaths			Relative Weakness

Health and Wellness	Score (100)	Rank (132)	Relative Strength
	65.97	109	Neutral
Life expectancy			Neutral
Non-communicable disease deaths between 30 and 70			Neutral
Obesity rate			Neutral
Outdoor air pollution attributable deaths			Neutral
Suicide rate			Neutral

Tolerance and Inclusion	Score (100)	Rank (132)	Relative Strength
	56.98	44	Neutral
Women treated with respect			Neutral
Tolerance for immigrants			Relative Strength
Tolerance for homosexuals			Neutral
Discrimination and violence against minorities			Neutral
Religious tolerance			Neutral
Community safety net			Relative Strength

Personal Safety	Score (100)	Rank (132)	Relative Strength
	78.73	30	Neutral
Homicide rate			Relative Strength
Level of violent crime			Neutral
Perceived criminality			Neutral
Political terror			Neutral
Traffic deaths			Neutral

Ecosystem Sustainability	Score (100)	Rank (132)	Relative Strength
	50.48	77	Relative Weakness
Greenhouse gas emissions			Neutral
Water withdrawals as a percent of resources			Neutral
Biodiversity and habitat			Relative Weakness

Access to Advanced Education	Score (100)	Rank (132)	Relative Strength
	53.94	29	Neutral
Years of tertiary schooling			Neutral
Women's average years in school			Neutral
Inequality in the attainment of education			Relative Strength
Number of globally ranked universities			Neutral

■ Relative Strength   
 ■ Neutral   
 ■ Relative Weakness   
 n/a – no data available

**Strengths and weaknesses are relative to 15 countries of similar GDP:**  
 Croatia, Chile, Latvia, Poland, Lithuania, Russia, Estonia, Malaysia, Panama, Botswana, Uruguay, Turkey, Belarus, Greece, and Mexico

# Social Progress Index rank: 3/132

GDP per capita rank: 13/132

ICELAND



	Score (100)	Rank (132)	
<b>BASIC HUMAN NEEDS</b>	<b>94.32</b>	<b>7</b>	

	Score (100)	Rank (132)	
<b>FOUNDATIONS OF WELLBEING</b>	<b>88.19</b>	<b>2</b>	

	Score (100)	Rank (132)	
<b>OPPORTUNITY</b>	<b>81.71</b>	<b>9</b>	

<b>Nutrition and Basic Medical Care</b>	98.78	1	
Undernourishment			
Depth of food deficit			
Maternal mortality rate			
Stillbirth rate			
Child mortality rate			
Deaths from infectious diseases			

<b>Access to Basic Knowledge</b>	98.65	10	
Adult literacy rate			
Primary school enrollment			
Lower secondary school enrollment			
Upper secondary school enrollment			
Gender parity in secondary enrollment			

<b>Personal Rights</b>	87.96	9	
Political rights			
Freedom of speech			
Freedom of assembly/association			
Freedom of movement			
Private property rights			

<b>Water and Sanitation</b>	100.00	1	
Access to piped water			
Rural vs. urban access to improved water source			
Access to improved sanitation facilities			

<b>Access to Information and Communications</b>	98.82	1	
Mobile telephone subscriptions			
Internet users			
Press Freedom Index			

<b>Personal Freedom and Choice</b>	87.59	11	
Freedom over life choices			
Freedom of religion			
Modern slavery, human trafficking, child marriage			
Satisfied demand for contraception			n/a
Corruption			

<b>Shelter</b>	85.05	16	
Availability of affordable housing			
Access to electricity			
Quality of electricity supply			
Indoor air pollution attributable deaths			

<b>Health and Wellness</b>	81.62	7	
Life expectancy			
Non-communicable disease deaths between 30 and 70			
Obesity rate			
Outdoor air pollution attributable deaths			
Suicide rate			

<b>Tolerance and Inclusion</b>	88.44	1	
Women treated with respect			
Tolerance for immigrants			
Tolerance for homosexuals			
Discrimination and violence against minorities			
Religious tolerance			
Community safety net			

<b>Personal Safety</b>	93.45	1	
Homicide rate			
Level of violent crime			
Perceived criminality			
Political terror			
Traffic deaths			

<b>Ecosystem Sustainability</b>	73.65	13	
Greenhouse gas emissions			
Water withdrawals as a percent of resources			
Biodiversity and habitat			

<b>Access to Advanced Education</b>	62.84	21	
Years of tertiary schooling			
Women's average years in school			n/a
Inequality in the attainment of education			
Number of globally ranked universities			

Relative Strength Neutral Relative Weakness n/a – no data available

**Strengths and weaknesses are relative to 15 countries of similar GDP:**

Germany, Sweden, United Kingdom, Belgium, Denmark, Australia, Canada, Finland, Austria, United Arab Emirates, Japan, Netherlands, Ireland, France, and Switzerland

**SOCIAL PROGRESS IMPERATIVE**

www.socialprogressimperative.org

# Social Progress Index rank: 102/132

GDP per capita rank: 94/132

INDIA



	Score (100)	Rank (132)	
<b>BASIC HUMAN NEEDS</b>	<b>54.48</b>	<b>100</b>	

	Score (100)	Rank (132)	
<b>FOUNDATIONS OF WELLBEING</b>	<b>56.84</b>	<b>108</b>	

	Score (100)	Rank (132)	
<b>OPPORTUNITY</b>	<b>39.39</b>	<b>109</b>	

<b>Nutrition and Basic Medical Care</b>	75.69	97	
Undernourishment			
Depth of food deficit			
Maternal mortality rate			
Stillbirth rate			
Child mortality rate			
Deaths from infectious diseases			

<b>Access to Basic Knowledge</b>	77.80	95	
Adult literacy rate			
Primary school enrollment			
Lower secondary school enrollment			
Upper secondary school enrollment			
Gender parity in secondary enrollment			

<b>Personal Rights</b>	54.27	70	
Political rights			
Freedom of speech			
Freedom of assembly/association			
Freedom of movement			
Private property rights			

<b>Water and Sanitation</b>	51.85	100	
Access to piped water			
Rural vs. urban access to improved water source			
Access to improved sanitation facilities			

<b>Access to Information and Communications</b>	39.87	110	
Mobile telephone subscriptions			
Internet users			
Press Freedom Index			

<b>Personal Freedom and Choice</b>	54.52	118	
Freedom over life choices			
Freedom of religion			
Modern slavery, human trafficking, child marriage			
Satisfied demand for contraception			
Corruption			

<b>Shelter</b>	39.77	102	
Availability of affordable housing			
Access to electricity			
Quality of electricity supply			
Indoor air pollution attributable deaths			

<b>Health and Wellness</b>	68.98	95	
Life expectancy			
Non-communicable disease deaths between 30 and 70			
Obesity rate			
Outdoor air pollution attributable deaths			
Suicide rate			

<b>Tolerance and Inclusion</b>	21.54	131	
Women treated with respect			
Tolerance for immigrants			
Tolerance for homosexuals			
Discrimination and violence against minorities			
Religious tolerance			
Community safety net			

<b>Personal Safety</b>	50.64	95	
Homicide rate			
Level of violent crime			
Perceived criminality			
Political terror			
Traffic deaths			

<b>Ecosystem Sustainability</b>	40.72	100	
Greenhouse gas emissions			
Water withdrawals as a percent of resources			
Biodiversity and habitat			

<b>Access to Advanced Education</b>	27.24	91	
Years of tertiary schooling			
Women's average years in school			
Inequality in the attainment of education			
Number of globally ranked universities			

Relative Strength Neutral Relative Weakness n/a – no data available

**Strengths and weaknesses are relative to 15 countries of similar GDP:**

Nicaragua, Uzbekistan, Honduras, Iraq, Moldova, Guyana, Philippines, Congo, Republic of, Laos, Indonesia, Pakistan, Nigeria, Guatemala, Mauritania, and Swaziland



# Social Progress Index rank: 88/132

GDP per capita rank: 88/132

INDONESIA



	Score (100)	Rank (132)	
<b>BASIC HUMAN NEEDS</b>	<b>63.65</b>	<b>87</b>	

	Score (100)	Rank (132)	
<b>FOUNDATIONS OF WELLBEING</b>	<b>69.42</b>	<b>61</b>	

	Score (100)	Rank (132)	
<b>OPPORTUNITY</b>	<b>43.86</b>	<b>92</b>	

<b>Nutrition and Basic Medical Care</b>	84.77	83	
Undernourishment			
Depth of food deficit			
Maternal mortality rate			
Stillbirth rate			
Child mortality rate			
Deaths from infectious diseases			

<b>Access to Basic Knowledge</b>	90.11	74	
Adult literacy rate			
Primary school enrollment			
Lower secondary school enrollment			
Upper secondary school enrollment			
Gender parity in secondary enrollment			

<b>Personal Rights</b>	49.47	78	
Political rights			
Freedom of speech			
Freedom of assembly/association			
Freedom of movement			
Private property rights			

<b>Water and Sanitation</b>	52.19	99	
Access to piped water			
Rural vs. urban access to improved water source			
Access to improved sanitation facilities			

<b>Access to Information and Communications</b>	51.4	92	
Mobile telephone subscriptions			
Internet users			
Press Freedom Index			

<b>Personal Freedom and Choice</b>	63.09	79	
Freedom over life choices			
Freedom of religion			
Modern slavery, human trafficking, child marriage			
Satisfied demand for contraception			
Corruption			

<b>Shelter</b>	64.33	70	
Availability of affordable housing			
Access to electricity			
Quality of electricity supply			
Indoor air pollution attributable deaths			

<b>Health and Wellness</b>	77.99	30	
Life expectancy			
Non-communicable disease deaths between 30 and 70			
Obesity rate			
Outdoor air pollution attributable deaths			
Suicide rate			

<b>Tolerance and Inclusion</b>	29.56	127	
Women treated with respect			
Tolerance for immigrants			
Tolerance for homosexuals			
Discrimination and violence against minorities			
Religious tolerance			
Community safety net			

<b>Personal Safety</b>	53.31	84	
Homicide rate			
Level of violent crime			
Perceived criminality			
Political terror			
Traffic deaths			

<b>Ecosystem Sustainability</b>	58.18	55	
Greenhouse gas emissions			
Water withdrawals as a percent of resources			
Biodiversity and habitat			

<b>Access to Advanced Education</b>	33.31	83	
Years of tertiary schooling			
Women's average years in school			
Inequality in the attainment of education			
Number of globally ranked universities			

Relative Strength Neutral Relative Weakness n/a – no data available

**Strengths and weaknesses are relative to 15 countries of similar GDP:**

Guatemala, Swaziland, Bolivia, Morocco, Mongolia, Congo, Republic of, Philippines, Iraq, Honduras, Nicaragua, Georgia, India, Angola, Jordan, and Paraguay

**SOCIAL PROGRESS IMPERATIVE**

www.socialprogressimperative.org

# Social Progress Index rank: 94/132

GDP per capita rank: 56/132

IRAN



BASIC HUMAN NEEDS	Score (100)	Rank (132)	Indicator
	77.76	55	

FOUNDATIONS OF WELLBEING	Score (100)	Rank (132)	Indicator
	58.36	101	

OPPORTUNITY	Score (100)	Rank (132)	Indicator
	33.82	121	

Nutrition and Basic Medical Care	Score (100)	Rank (132)	Indicator
	92.55	60	
Undernourishment			
Depth of food deficit			
Maternal mortality rate			
Stillbirth rate			
Child mortality rate			
Deaths from infectious diseases			

Access to Basic Knowledge	Score (100)	Rank (132)	Indicator
	90.98	71	
Adult literacy rate			
Primary school enrollment			
Lower secondary school enrollment			
Upper secondary school enrollment			
Gender parity in secondary enrollment			

Personal Rights	Score (100)	Rank (132)	Indicator
	5.82	130	
Political rights			
Freedom of speech			
Freedom of assembly/association			
Freedom of movement			
Private property rights			

Water and Sanitation	Score (100)	Rank (132)	Indicator
	93.46	44	
Access to piped water			
Rural vs. urban access to improved water source			
Access to improved sanitation facilities			

Access to Information and Communications	Score (100)	Rank (132)	Indicator
	35.06	116	
Mobile telephone subscriptions			
Internet users			
Press Freedom Index			

Personal Freedom and Choice	Score (100)	Rank (132)	Indicator
	59.57	102	
Freedom over life choices			
Freedom of religion			
Modern slavery, human trafficking, child marriage			
Satisfied demand for contraception			
Corruption			

Shelter	Score (100)	Rank (132)	Indicator
	71.90	57	
Availability of affordable housing			
Access to electricity			
Quality of electricity supply			
Indoor air pollution attributable deaths			

Health and Wellness	Score (100)	Rank (132)	Indicator
	72.85	74	
Life expectancy			
Non-communicable disease deaths between 30 and 70			
Obesity rate			
Outdoor air pollution attributable deaths			
Suicide rate			

Tolerance and Inclusion	Score (100)	Rank (132)	Indicator
	31.81	120	
Women treated with respect			
Tolerance for immigrants			
Tolerance for homosexuals			n/a
Discrimination and violence against minorities			
Religious tolerance			
Community safety net			

Personal Safety	Score (100)	Rank (132)	Indicator
	53.15	85	
Homicide rate			
Level of violent crime			
Perceived criminality			
Political terror			
Traffic deaths			

Ecosystem Sustainability	Score (100)	Rank (132)	Indicator
	34.53	115	
Greenhouse gas emissions			
Water withdrawals as a percent of resources			
Biodiversity and habitat			

Access to Advanced Education	Score (100)	Rank (132)	Indicator
	38.08	77	
Years of tertiary schooling			
Women's average years in school			
Inequality in the attainment of education			n/a
Number of globally ranked universities			

■ Relative Strength   
 ■ Neutral   
 ■ Relative Weakness   
 n/a – no data available

**Strengths and weaknesses are relative to 15 countries of similar GDP:**

Brazil, Montenegro, South Africa, Serbia, Costa Rica, Peru, Romania, Macedonia, Venezuela, Argentina, Colombia, Azerbaijan, Kazakhstan, Dominican Republic, and Bulgaria

# Social Progress Index rank: 118/132

GDP per capita rank: 91/132

IRAQ



BASIC HUMAN NEEDS	Score (100)	Rank (132)	Relative Strength
	60.82	93	Neutral

FOUNDATIONS OF WELLBEING	Score (100)	Rank (132)	Relative Strength
	46.36	128	Relative Weakness

OPPORTUNITY	Score (100)	Rank (132)	Relative Strength
	27.35	129	Relative Weakness

Nutrition and Basic Medical Care	Score (100)	Rank (132)	Relative Strength
	81.39	88	Neutral
Undernourishment			Neutral
Depth of food deficit			n/a
Maternal mortality rate			Relative Strength
Stillbirth rate			Relative Strength
Child mortality rate			Neutral
Deaths from infectious diseases			Neutral

Access to Basic Knowledge	Score (100)	Rank (132)	Relative Strength
	68.19	108	Relative Weakness
Adult literacy rate			Neutral
Primary school enrollment			Neutral
Lower secondary school enrollment			Relative Weakness
Upper secondary school enrollment			Relative Weakness
Gender parity in secondary enrollment			Relative Weakness

Personal Rights	Score (100)	Rank (132)	Relative Strength
	19.29	123	Relative Weakness
Political rights			Neutral
Freedom of speech			Relative Weakness
Freedom of assembly/association			Relative Weakness
Freedom of movement			Relative Weakness
Private property rights			n/a

Water and Sanitation	Score (100)	Rank (132)	Relative Strength
	70.23	84	Neutral
Access to piped water			Relative Strength
Rural vs. urban access to improved water source			Neutral
Access to improved sanitation facilities			Relative Strength

Access to Information and Communications	Score (100)	Rank (132)	Relative Strength
	42.32	104	Relative Weakness
Mobile telephone subscriptions			Neutral
Internet users			Neutral
Press Freedom Index			Neutral

Personal Freedom and Choice	Score (100)	Rank (132)	Relative Strength
	46.59	128	Relative Weakness
Freedom over life choices			Relative Weakness
Freedom of religion			Relative Weakness
Modern slavery, human trafficking, child marriage			Neutral
Satisfied demand for contraception			Relative Weakness
Corruption			Relative Weakness

Shelter	Score (100)	Rank (132)	Relative Strength
	70.16	61	Relative Strength
Availability of affordable housing			Relative Weakness
Access to electricity			Relative Strength
Quality of electricity supply			n/a
Indoor air pollution attributable deaths			Relative Strength

Health and Wellness	Score (100)	Rank (132)	Relative Strength
	68.18	100	Neutral
Life expectancy			Neutral
Non-communicable disease deaths between 30 and 70			Neutral
Obesity rate			Relative Weakness
Outdoor air pollution attributable deaths			Relative Weakness
Suicide rate			Relative Strength

Tolerance and Inclusion	Score (100)	Rank (132)	Relative Strength
	21.34	132	Relative Weakness
Women treated with respect			Relative Weakness
Tolerance for immigrants			Relative Weakness
Tolerance for homosexuals			Neutral
Discrimination and violence against minorities			Relative Weakness
Religious tolerance			Relative Weakness
Community safety net			Relative Weakness

Personal Safety	Score (100)	Rank (132)	Relative Strength
	21.52	132	Relative Weakness
Homicide rate			Relative Weakness
Level of violent crime			Relative Weakness
Perceived criminality			Relative Weakness
Political terror			Relative Weakness
Traffic deaths			Relative Weakness

Ecosystem Sustainability	Score (100)	Rank (132)	Relative Strength
	6.74	132	Relative Weakness
Greenhouse gas emissions			Relative Weakness
Water withdrawals as a percent of resources			Neutral
Biodiversity and habitat			Relative Weakness

Access to Advanced Education	Score (100)	Rank (132)	Relative Strength
	22.17	100	Neutral
Years of tertiary schooling			Neutral
Women's average years in school			Relative Weakness
Inequality in the attainment of education			Neutral
Number of globally ranked universities			Neutral

■ Relative Strength   
 ■ Neutral   
 ■ Relative Weakness   
 n/a – no data available

**Strengths and weaknesses are relative to 15 countries of similar GDP:**

Honduras, Philippines, Nicaragua, Congo, Republic of, India, Uzbekistan, Indonesia, Moldova, Guyana, Guatemala, Swaziland, Bolivia, Morocco, Mongolia, and Laos

# Social Progress Index rank: 15/132

GDP per capita rank: 5/132

IRELAND



BASIC HUMAN NEEDS	Score (100)	Rank (132)	Relative Strength
	93.63	9	Neutral

FOUNDATIONS OF WELLBEING	Score (100)	Rank (132)	Relative Strength
	75.89	37	Relative Weakness

OPPORTUNITY	Score (100)	Rank (132)	Relative Strength
	82.63	4	Neutral

Nutrition and Basic Medical Care	Score (100)	Rank (132)	Relative Strength
	98.34	8	Neutral
Undernourishment			Neutral
Depth of food deficit			Neutral
Maternal mortality rate			Neutral
Stillbirth rate			Neutral
Child mortality rate			Neutral
Deaths from infectious diseases			Neutral

Access to Basic Knowledge	Score (100)	Rank (132)	Relative Strength
	99.37	4	Neutral
Adult literacy rate			Neutral
Primary school enrollment			Neutral
Lower secondary school enrollment			Neutral
Upper secondary school enrollment			Neutral
Gender parity in secondary enrollment			Neutral

Personal Rights	Score (100)	Rank (132)	Relative Strength
	87.96	9	Neutral
Political rights			Neutral
Freedom of speech			Neutral
Freedom of assembly/association			Neutral
Freedom of movement			Neutral
Private property rights			Neutral

Water and Sanitation	Score (100)	Rank (132)	Relative Strength
	99.37	21	Neutral
Access to piped water			Neutral
Rural vs. urban access to improved water source			Relative Weakness
Access to improved sanitation facilities			Relative Weakness

Access to Information and Communications	Score (100)	Rank (132)	Relative Strength
	87.9	14	Neutral
Mobile telephone subscriptions			Neutral
Internet users			Relative Weakness
Press Freedom Index			Neutral

Personal Freedom and Choice	Score (100)	Rank (132)	Relative Strength
	87.68	10	Neutral
Freedom over life choices			Neutral
Freedom of religion			Neutral
Modern slavery, human trafficking, child marriage			Neutral
Satisfied demand for contraception			Neutral
Corruption			Neutral

Shelter	Score (100)	Rank (132)	Relative Strength
	88.61	6	Neutral
Availability of affordable housing			Neutral
Access to electricity			Neutral
Quality of electricity supply			Neutral
Indoor air pollution attributable deaths			Neutral

Health and Wellness	Score (100)	Rank (132)	Relative Strength
	81.04	11	Neutral
Life expectancy			Neutral
Non-communicable disease deaths between 30 and 70			Neutral
Obesity rate			Neutral
Outdoor air pollution attributable deaths			Relative Strength
Suicide rate			Neutral

Tolerance and Inclusion	Score (100)	Rank (132)	Relative Strength
	84.46	3	Relative Strength
Women treated with respect			Neutral
Tolerance for immigrants			Relative Strength
Tolerance for homosexuals			Neutral
Discrimination and violence against minorities			Relative Strength
Religious tolerance			Neutral
Community safety net			Relative Strength

Personal Safety	Score (100)	Rank (132)	Relative Strength
	88.19	13	Neutral
Homicide rate			Neutral
Level of violent crime			Relative Weakness
Perceived criminality			Neutral
Political terror			Neutral
Traffic deaths			Neutral

Ecosystem Sustainability	Score (100)	Rank (132)	Relative Strength
	35.26	111	Relative Weakness
Greenhouse gas emissions			Neutral
Water withdrawals as a percent of resources			Neutral
Biodiversity and habitat			Relative Weakness

Access to Advanced Education	Score (100)	Rank (132)	Relative Strength
	70.44	9	Neutral
Years of tertiary schooling			Neutral
Women's average years in school			Neutral
Inequality in the attainment of education			Neutral
Number of globally ranked universities			Neutral

■ Relative Strength   
 ■ Neutral   
 ■ Relative Weakness   
 n/a – no data available

**Strengths and weaknesses are relative to 15 countries of similar GDP:**

Netherlands, United Arab Emirates, Austria, Canada, Australia, Sweden, Germany, Switzerland, Iceland, Kuwait, United Kingdom, Belgium, Denmark, Finland, and Japan



# Social Progress Index rank: 39/132

GDP per capita rank: 22/132

ISRAEL



BASIC HUMAN NEEDS				FOUNDATIONS OF WELLBEING				OPPORTUNITY			
	Score (100)	Rank (132)			Score (100)	Rank (132)			Score (100)	Rank (132)	
<b>BASIC HUMAN NEEDS</b>	<b>85.77</b>	<b>35</b>		<b>FOUNDATIONS OF WELLBEING</b>	<b>71.57</b>	<b>52</b>		<b>OPPORTUNITY</b>	<b>56.87</b>	<b>50</b>	
<b>Nutrition and Basic Medical Care</b>	<b>98.29</b>	<b>10</b>		<b>Access to Basic Knowledge</b>	<b>98.36</b>	<b>13</b>		<b>Personal Rights</b>	<b>48.17</b>	<b>82</b>	
Undernourishment				Adult literacy rate				Political rights			
Depth of food deficit				Primary school enrollment				Freedom of speech			
Maternal mortality rate				Lower secondary school enrollment				Freedom of assembly/association			
Stillbirth rate				Upper secondary school enrollment				Freedom of movement			
Child mortality rate				Gender parity in secondary enrollment				Private property rights			
Deaths from infectious diseases											
<b>Water and Sanitation</b>	<b>100.00</b>	<b>1</b>		<b>Access to Information and Communications</b>	<b>74.99</b>	<b>34</b>		<b>Personal Freedom and Choice</b>	<b>72.78</b>	<b>39</b>	
Access to piped water				Mobile telephone subscriptions				Freedom over life choices			
Rural vs. urban access to improved water source				Internet users				Freedom of religion			
Access to improved sanitation facilities				Press Freedom Index				Modern slavery, human trafficking, child marriage			
								Satisfied demand for contraception			
								Corruption			
<b>Shelter</b>	<b>77.88</b>	<b>37</b>		<b>Health and Wellness</b>	<b>77.67</b>	<b>36</b>		<b>Tolerance and Inclusion</b>	<b>33.72</b>	<b>116</b>	
Availability of affordable housing				Life expectancy				Women treated with respect			
Access to electricity				Non-communicable disease deaths between 30 and 70				Tolerance for immigrants			
Quality of electricity supply				Obesity rate				Tolerance for homosexuals			
Indoor air pollution attributable deaths				Outdoor air pollution attributable deaths				Discrimination and violence against minorities			
				Suicide rate				Religious tolerance			
								Community safety net			
<b>Personal Safety</b>	<b>66.88</b>	<b>54</b>		<b>Ecosystem Sustainability</b>	<b>35.28</b>	<b>110</b>		<b>Access to Advanced Education</b>	<b>72.82</b>	<b>8</b>	
Homicide rate				Greenhouse gas emissions				Years of tertiary schooling			
Level of violent crime				Water withdrawals as a percent of resources				Women's average years in school			
Perceived criminality				Biodiversity and habitat				Inequality in the attainment of education			
Political terror								Number of globally ranked universities			
Traffic deaths											

Relative Strength Neutral Relative Weakness n/a – no data available

**Strengths and weaknesses are relative to 15 countries of similar GDP:**

Saudi Arabia, Korea, Republic of, Spain, Italy, New Zealand, France, Slovenia, Czech Republic, Trinidad and Tobago, Japan, Finland, Denmark, Belgium, United Kingdom, and Slovakia

# Social Progress Index rank: 29/132

GDP per capita rank: 24/132

ITALY



BASIC HUMAN NEEDS	Score (100)	Rank (132)	Relative Strength
	86.73	30	Relative Weakness

FOUNDATIONS OF WELLBEING	Score (100)	Rank (132)	Relative Strength
	77.48	26	Neutral

OPPORTUNITY	Score (100)	Rank (132)	Relative Strength
	66.58	26	Neutral

Nutrition and Basic Medical Care	Score (100)	Rank (132)	Relative Strength
	98.52	6	Neutral
Undernourishment			Neutral
Depth of food deficit			Neutral
Maternal mortality rate			Neutral
Stillbirth rate			Neutral
Child mortality rate			Neutral
Deaths from infectious diseases			Neutral

Access to Basic Knowledge	Score (100)	Rank (132)	Relative Strength
	98.02	16	Neutral
Adult literacy rate			Neutral
Primary school enrollment			Neutral
Lower secondary school enrollment			Neutral
Upper secondary school enrollment			Neutral
Gender parity in secondary enrollment			Relative Weakness

Personal Rights	Score (100)	Rank (132)	Relative Strength
	78.37	28	Neutral
Political rights			Neutral
Freedom of speech			Neutral
Freedom of assembly/association			Neutral
Freedom of movement			Neutral
Private property rights			Relative Weakness

Water and Sanitation	Score (100)	Rank (132)	Relative Strength
	99.93	13	Neutral
Access to piped water			Neutral
Rural vs. urban access to improved water source			Neutral
Access to improved sanitation facilities			n/a

Access to Information and Communications	Score (100)	Rank (132)	Relative Strength
	70.22	42	Relative Weakness
Mobile telephone subscriptions			Neutral
Internet users			Relative Weakness
Press Freedom Index			Relative Weakness

Personal Freedom and Choice	Score (100)	Rank (132)	Relative Strength
	68.46	61	Relative Weakness
Freedom over life choices			Relative Weakness
Freedom of religion			Neutral
Modern slavery, human trafficking, child marriage			Neutral
Satisfied demand for contraception			Neutral
Corruption			Relative Weakness

Shelter	Score (100)	Rank (132)	Relative Strength
	80.65	28	Neutral
Availability of affordable housing			Neutral
Access to electricity			Neutral
Quality of electricity supply			Relative Weakness
Indoor air pollution attributable deaths			Neutral

Health and Wellness	Score (100)	Rank (132)	Relative Strength
	83.17	2	Relative Strength
Life expectancy			Neutral
Non-communicable disease deaths between 30 and 70			Neutral
Obesity rate			Neutral
Outdoor air pollution attributable deaths			Neutral
Suicide rate			Relative Strength

Tolerance and Inclusion	Score (100)	Rank (132)	Relative Strength
	62.13	31	Neutral
Women treated with respect			Neutral
Tolerance for immigrants			Neutral
Tolerance for homosexuals			Neutral
Discrimination and violence against minorities			Neutral
Religious tolerance			Relative Weakness
Community safety net			Neutral

Personal Safety	Score (100)	Rank (132)	Relative Strength
	67.83	49	Relative Weakness
Homicide rate			Neutral
Level of violent crime			Relative Weakness
Perceived criminality			Relative Weakness
Political terror			Neutral
Traffic deaths			Neutral

Ecosystem Sustainability	Score (100)	Rank (132)	Relative Strength
	58.50	54	Neutral
Greenhouse gas emissions			Neutral
Water withdrawals as a percent of resources			Neutral
Biodiversity and habitat			Neutral

Access to Advanced Education	Score (100)	Rank (132)	Relative Strength
	57.37	26	Neutral
Years of tertiary schooling			Neutral
Women's average years in school			Neutral
Inequality in the attainment of education			Relative Weakness
Number of globally ranked universities			Relative Strength

■ Relative Strength   
 ■ Neutral   
 ■ Relative Weakness   
 n/a – no data available

**Strengths and weaknesses are relative to 15 countries of similar GDP:**

Spain, New Zealand, Israel, Saudi Arabia, Korea, Republic of, Slovenia, Czech Republic, Trinidad and Tobago, France, Japan, Slovakia, Portugal, Finland, Greece, and Denmark

# Social Progress Index rank: 43/132

GDP per capita rank: 73/132

JAMAICA



BASIC HUMAN NEEDS	Score (100)	Rank (132)	Relative Strength
	69.23	76	Relative Weakness

FOUNDATIONS OF WELLBEING	Score (100)	Rank (132)	Relative Strength
	76.34	31	Relative Strength

OPPORTUNITY	Score (100)	Rank (132)	Relative Strength
	65.60	30	Relative Strength

Nutrition and Basic Medical Care	Score (100)	Rank (132)	Relative Strength
	88.95	76	Neutral
Undernourishment			Neutral
Depth of food deficit			Neutral
Maternal mortality rate			Relative Weakness
Stillbirth rate			Neutral
Child mortality rate			Neutral
Deaths from infectious diseases			Neutral

Access to Basic Knowledge	Score (100)	Rank (132)	Relative Strength
	91.49	66	Neutral
Adult literacy rate			Neutral
Primary school enrollment			Neutral
Lower secondary school enrollment			Neutral
Upper secondary school enrollment			Relative Strength
Gender parity in secondary enrollment			Neutral

Personal Rights	Score (100)	Rank (132)	Relative Strength
	82.18	23	Relative Strength
Political rights			Relative Strength
Freedom of speech			Relative Strength
Freedom of assembly/association			Relative Strength
Freedom of movement			Relative Strength
Private property rights			Relative Strength

Water and Sanitation	Score (100)	Rank (132)	Relative Strength
	79.46	74	Neutral
Access to piped water			Neutral
Rural vs. urban access to improved water source			Neutral
Access to improved sanitation facilities			Relative Weakness

Access to Information and Communications	Score (100)	Rank (132)	Relative Strength
	82.07	22	Relative Strength
Mobile telephone subscriptions			Neutral
Internet users			Neutral
Press Freedom Index			Relative Strength

Personal Freedom and Choice	Score (100)	Rank (132)	Relative Strength
	75.08	31	Relative Strength
Freedom over life choices			Neutral
Freedom of religion			Relative Strength
Modern slavery, human trafficking, child marriage			Relative Strength
Satisfied demand for contraception			Neutral
Corruption			Neutral

Shelter	Score (100)	Rank (132)	Relative Strength
	70.28	60	Neutral
Availability of affordable housing			Neutral
Access to electricity			Relative Weakness
Quality of electricity supply			Neutral
Indoor air pollution attributable deaths			Neutral

Health and Wellness	Score (100)	Rank (132)	Relative Strength
	77.23	41	Neutral
Life expectancy			Neutral
Non-communicable disease deaths between 30 and 70			Neutral
Obesity rate			Neutral
Outdoor air pollution attributable deaths			Neutral
Suicide rate			Neutral

Tolerance and Inclusion	Score (100)	Rank (132)	Relative Strength
	59.90	39	Relative Strength
Women treated with respect			Relative Weakness
Tolerance for immigrants			Relative Strength
Tolerance for homosexuals			Neutral
Discrimination and violence against minorities			Relative Strength
Religious tolerance			Relative Strength
Community safety net			Neutral

Personal Safety	Score (100)	Rank (132)	Relative Strength
	38.22	120	Relative Weakness
Homicide rate			Relative Weakness
Level of violent crime			Relative Weakness
Perceived criminality			Neutral
Political terror			Neutral
Traffic deaths			Relative Strength

Ecosystem Sustainability	Score (100)	Rank (132)	Relative Strength
	54.58	66	Neutral
Greenhouse gas emissions			Neutral
Water withdrawals as a percent of resources			Relative Weakness
Biodiversity and habitat			Relative Strength

Access to Advanced Education	Score (100)	Rank (132)	Relative Strength
	45.25	53	Neutral
Years of tertiary schooling			Neutral
Women's average years in school			Relative Strength
Inequality in the attainment of education			Neutral
Number of globally ranked universities			Neutral

■ Relative Strength   
 ■ Neutral   
 ■ Relative Weakness   
 n/a – no data available

**Strengths and weaknesses are relative to 15 countries of similar GDP:**

Bosnia and Herzegovina, Armenia, Algeria, Namibia, Ukraine, China, El Salvador, Albania, Egypt, Tunisia, Ecuador, Thailand, Sri Lanka, Dominican Republic, and Azerbaijan

**SOCIAL  
PROGRESS  
IMPERATIVE**

www.socialprogressimperative.org

# Social Progress Index rank: 14/132

GDP per capita rank: 18/132

JAPAN



BASIC HUMAN NEEDS	Score (100)	Rank (132)	Relative Strength
	94.72	3	Relative Strength

FOUNDATIONS OF WELLBEING	Score (100)	Rank (132)	Relative Strength
	79.25	21	Relative Strength

OPPORTUNITY	Score (100)	Rank (132)	Relative Strength
	78.67	14	Relative Strength

Nutrition and Basic Medical Care	Score (100)	Rank (132)	Relative Strength
	97.28	31	Relative Strength
Undernourishment			Neutral
Depth of food deficit			Relative Weakness
Maternal mortality rate			Neutral
Stillbirth rate			Neutral
Child mortality rate			Neutral
Deaths from infectious diseases			Relative Weakness

Access to Basic Knowledge	Score (100)	Rank (132)	Relative Strength
	99.75	1	Relative Strength
Adult literacy rate			Neutral
Primary school enrollment			Relative Strength
Lower secondary school enrollment			Neutral
Upper secondary school enrollment			Neutral
Gender parity in secondary enrollment			Neutral

Personal Rights	Score (100)	Rank (132)	Relative Strength
	95.20	5	Relative Strength
Political rights			Neutral
Freedom of speech			Relative Strength
Freedom of assembly/association			Neutral
Freedom of movement			Neutral
Private property rights			Relative Weakness

Water and Sanitation	Score (100)	Rank (132)	Relative Strength
	99.53	20	Relative Strength
Access to piped water			Neutral
Rural vs. urban access to improved water source			Neutral
Access to improved sanitation facilities			Neutral

Access to Information and Communications	Score (100)	Rank (132)	Relative Strength
	76.75	32	Relative Strength
Mobile telephone subscriptions			Neutral
Internet users			Neutral
Press Freedom Index			Relative Weakness

Personal Freedom and Choice	Score (100)	Rank (132)	Relative Strength
	80.40	23	Relative Strength
Freedom over life choices			Relative Weakness
Freedom of religion			Relative Strength
Modern slavery, human trafficking, child marriage			Relative Weakness
Satisfied demand for contraception			Relative Weakness
Corruption			Relative Weakness

Shelter	Score (100)	Rank (132)	Relative Strength
	89.74	3	Relative Strength
Availability of affordable housing			Relative Strength
Access to electricity			Neutral
Quality of electricity supply			Relative Weakness
Indoor air pollution attributable deaths			Neutral

Health and Wellness	Score (100)	Rank (132)	Relative Strength
	83.26	1	Relative Strength
Life expectancy			Relative Strength
Non-communicable disease deaths between 30 and 70			Relative Strength
Obesity rate			Relative Strength
Outdoor air pollution attributable deaths			Neutral
Suicide rate			Relative Weakness

Tolerance and Inclusion	Score (100)	Rank (132)	Relative Strength
	61.32	35	Relative Strength
Women treated with respect			Relative Weakness
Tolerance for immigrants			Relative Weakness
Tolerance for homosexuals			Relative Weakness
Discrimination and violence against minorities			Relative Weakness
Religious tolerance			Neutral
Community safety net			Neutral

Personal Safety	Score (100)	Rank (132)	Relative Strength
	92.33	6	Relative Strength
Homicide rate			Neutral
Level of violent crime			Neutral
Perceived criminality			Neutral
Political terror			Neutral
Traffic deaths			Neutral

Ecosystem Sustainability	Score (100)	Rank (132)	Relative Strength
	57.24	60	Relative Strength
Greenhouse gas emissions			Neutral
Water withdrawals as a percent of resources			Neutral
Biodiversity and habitat			Neutral

Access to Advanced Education	Score (100)	Rank (132)	Relative Strength
	77.74	3	Relative Strength
Years of tertiary schooling			Relative Strength
Women's average years in school			Neutral
Inequality in the attainment of education			n/a
Number of globally ranked universities			Relative Strength

■ Relative Strength   
 ■ Neutral   
 ■ Relative Weakness   
 n/a – no data available

**Strengths and weaknesses are relative to 15 countries of similar GDP:**

Finland, Denmark, Belgium, United Kingdom, France, Iceland, Germany, Korea, Republic of, Sweden, Saudi Arabia, Israel, Australia, Canada, Austria, and United Arab Emirates



# Social Progress Index rank: 75/132

GDP per capita rank: 80/132

JORDAN



BASIC HUMAN NEEDS	Score (100)	Rank (132)	Relative Strength
	81.31	49	Relative Strength

FOUNDATIONS OF WELLBEING	Score (100)	Rank (132)	Relative Weakness
	61.15	94	Relative Weakness

OPPORTUNITY	Score (100)	Rank (132)	Relative Strength
	43.29	93	Relative Strength

Nutrition and Basic Medical Care	Score	Rank	Relative Strength
	92.02	63	Relative Strength
Undernourishment			Relative Strength
Depth of food deficit			Relative Strength
Maternal mortality rate			Neutral
Stillbirth rate			Neutral
Child mortality rate			Neutral
Deaths from infectious diseases			Neutral

Access to Basic Knowledge	Score	Rank	Relative Strength
	93.82	52	Relative Strength
Adult literacy rate			Neutral
Primary school enrollment			Neutral
Lower secondary school enrollment			Neutral
Upper secondary school enrollment			Relative Strength
Gender parity in secondary enrollment			Neutral

Personal Rights	Score	Rank	Relative Weakness
	28.16	113	Relative Weakness
Political rights			Relative Weakness
Freedom of speech			Relative Weakness
Freedom of assembly/association			Neutral
Freedom of movement			Relative Weakness
Private property rights			Relative Strength

Water and Sanitation	Score	Rank	Relative Strength
	92.46	46	Relative Strength
Access to piped water			Relative Strength
Rural vs. urban access to improved water source			Neutral
Access to improved sanitation facilities			Relative Strength

Access to Information and Communications	Score	Rank	Relative Strength
	59.36	75	Relative Strength
Mobile telephone subscriptions			Neutral
Internet users			Relative Strength
Press Freedom Index			Neutral

Personal Freedom and Choice	Score	Rank	Relative Strength
	66.42	68	Relative Strength
Freedom over life choices			Neutral
Freedom of religion			Relative Weakness
Modern slavery, human trafficking, child marriage			Neutral
Satisfied demand for contraception			Neutral
Corruption			Relative Strength

Shelter	Score	Rank	Relative Strength
	74.97	49	Relative Strength
Availability of affordable housing			Relative Weakness
Access to electricity			Neutral
Quality of electricity supply			Relative Strength
Indoor air pollution attributable deaths			Relative Strength

Health and Wellness	Score	Rank	Relative Strength
	67.84	104	Relative Strength
Life expectancy			Neutral
Non-communicable disease deaths between 30 and 70			Neutral
Obesity rate			Relative Weakness
Outdoor air pollution attributable deaths			Neutral
Suicide rate			Neutral

Tolerance and Inclusion	Score	Rank	Relative Strength
	38.32	102	Relative Strength
Women treated with respect			Relative Strength
Tolerance for immigrants			Relative Weakness
Tolerance for homosexuals			n/a
Discrimination and violence against minorities			Neutral
Religious tolerance			Neutral
Community safety net			Neutral

Personal Safety	Score	Rank	Relative Strength
	65.79	56	Relative Strength
Homicide rate			Relative Strength
Level of violent crime			Relative Strength
Perceived criminality			Neutral
Political terror			Relative Weakness
Traffic deaths			Relative Weakness

Ecosystem Sustainability	Score	Rank	Relative Weakness
	23.60	127	Relative Weakness
Greenhouse gas emissions			Neutral
Water withdrawals as a percent of resources			Relative Weakness
Biodiversity and habitat			Relative Weakness

Access to Advanced Education	Score	Rank	Relative Strength
	40.26	72	Relative Strength
Years of tertiary schooling			Neutral
Women's average years in school			Relative Strength
Inequality in the attainment of education			Neutral
Number of globally ranked universities			Neutral

■ Relative Strength   
 ■ Neutral   
 ■ Relative Weakness   
 n/a – no data available

**Strengths and weaknesses are relative to 15 countries of similar GDP:**

Paraguay, Angola, Sri Lanka, Georgia, Egypt, Mongolia, Morocco, Bolivia, Swaziland, El Salvador, Guatemala, Indonesia, Ukraine, Namibia, and Congo, Republic of



www.socialprogressimperative.org

# Social Progress Index rank: 86/132

GDP per capita rank: 50/132

## KAZAKHSTAN



BASIC HUMAN NEEDS	Score (100)	Rank (132)	Relative Strength
	75.14	62	Neutral

FOUNDATIONS OF WELLBEING	Score (100)	Rank (132)	Relative Strength
	54.80	111	Relative Weakness

OPPORTUNITY	Score (100)	Rank (132)	Relative Strength
	48.47	74	Neutral

Nutrition and Basic Medical Care	Score (100)	Rank (132)	Relative Strength
	95.15	44	Neutral
Undernourishment			Neutral
Depth of food deficit			Relative Strength
Maternal mortality rate			Relative Strength
Stillbirth rate			Neutral
Child mortality rate			Neutral
Deaths from infectious diseases			Neutral

Access to Basic Knowledge	Score (100)	Rank (132)	Relative Strength
	92.34	61	Neutral
Adult literacy rate			Relative Strength
Primary school enrollment			Relative Weakness
Lower secondary school enrollment			Neutral
Upper secondary school enrollment			Neutral
Gender parity in secondary enrollment			Relative Weakness

Personal Rights	Score (100)	Rank (132)	Relative Strength
	30.61	110	Relative Weakness
Political rights			Relative Weakness
Freedom of speech			Neutral
Freedom of assembly/association			Relative Weakness
Freedom of movement			Relative Weakness
Private property rights			Neutral

Water and Sanitation	Score (100)	Rank (132)	Relative Strength
	80.90	70	Relative Weakness
Access to piped water			Relative Weakness
Rural vs. urban access to improved water source			Relative Weakness
Access to improved sanitation facilities			Neutral

Access to Information and Communications	Score (100)	Rank (132)	Relative Strength
	57.6	80	Relative Weakness
Mobile telephone subscriptions			Neutral
Internet users			Neutral
Press Freedom Index			Relative Weakness

Personal Freedom and Choice	Score (100)	Rank (132)	Relative Strength
	61.28	91	Relative Weakness
Freedom over life choices			Neutral
Freedom of religion			Relative Weakness
Modern slavery, human trafficking, child marriage			Relative Weakness
Satisfied demand for contraception			Relative Weakness
Corruption			Relative Weakness

Shelter	Score (100)	Rank (132)	Relative Strength
	64.41	69	Neutral
Availability of affordable housing			Neutral
Access to electricity			Neutral
Quality of electricity supply			Neutral
Indoor air pollution attributable deaths			Relative Weakness

Health and Wellness	Score (100)	Rank (132)	Relative Strength
	49.93	132	Relative Weakness
Life expectancy			Relative Weakness
Non-communicable disease deaths between 30 and 70			Relative Weakness
Obesity rate			Neutral
Outdoor air pollution attributable deaths			Relative Weakness
Suicide rate			Relative Weakness

Tolerance and Inclusion	Score (100)	Rank (132)	Relative Strength
	48.82	73	Neutral
Women treated with respect			Relative Strength
Tolerance for immigrants			Neutral
Tolerance for homosexuals			Relative Weakness
Discrimination and violence against minorities			Neutral
Religious tolerance			Neutral
Community safety net			Neutral

Personal Safety	Score (100)	Rank (132)	Relative Strength
	60.09	70	Neutral
Homicide rate			Neutral
Level of violent crime			Neutral
Perceived criminality			Neutral
Political terror			Neutral
Traffic deaths			Relative Weakness

Ecosystem Sustainability	Score (100)	Rank (132)	Relative Strength
	19.32	130	Relative Weakness
Greenhouse gas emissions			Relative Weakness
Water withdrawals as a percent of resources			Relative Weakness
Biodiversity and habitat			Relative Weakness

Access to Advanced Education	Score (100)	Rank (132)	Relative Strength
	53.16	31	Relative Strength
Years of tertiary schooling			Relative Strength
Women's average years in school			Relative Strength
Inequality in the attainment of education			Neutral
Number of globally ranked universities			Neutral

■ Relative Strength   
 ■ Neutral   
 ■ Relative Weakness   
 n/a – no data available

**Strengths and weaknesses are relative to 15 countries of similar GDP:**

Bulgaria, Argentina, Venezuela, Romania, Lebanon, Costa Rica, Mauritius, Mexico, Montenegro, Belarus, Iran, Brazil, Turkey, Uruguay, and South Africa

# Social Progress Index rank: 103/132

GDP per capita rank: 114/132

KENYA



BASIC HUMAN NEEDS	Score (100)	Rank (132)	Relative Strength
	45.80	111	Neutral

FOUNDATIONS OF WELLBEING	Score (100)	Rank (132)	Relative Strength
	66.38	79	Relative Strength

OPPORTUNITY	Score (100)	Rank (132)	Relative Strength
	38.41	113	Neutral

Nutrition and Basic Medical Care	Score (100)	Rank (132)	Relative Strength
	64.30	112	Neutral
Undernourishment			Neutral
Depth of food deficit			Neutral
Maternal mortality rate			Neutral
Stillbirth rate			Neutral
Child mortality rate			Neutral
Deaths from infectious diseases			Neutral

Access to Basic Knowledge	Score (100)	Rank (132)	Relative Strength
	74.13	100	Neutral
Adult literacy rate			Neutral
Primary school enrollment			Neutral
Lower secondary school enrollment			Relative Strength
Upper secondary school enrollment			Neutral
Gender parity in secondary enrollment			Neutral

Personal Rights	Score (100)	Rank (132)	Relative Strength
	32.28	105	Relative Weakness
Political rights			Neutral
Freedom of speech			Relative Weakness
Freedom of assembly/association			Relative Weakness
Freedom of movement			Relative Weakness
Private property rights			Neutral

Water and Sanitation	Score (100)	Rank (132)	Relative Strength
	34.87	116	Neutral
Access to piped water			Neutral
Rural vs. urban access to improved water source			Neutral
Access to improved sanitation facilities			Neutral

Access to Information and Communications	Score (100)	Rank (132)	Relative Strength
	51.95	90	Neutral
Mobile telephone subscriptions			Neutral
Internet users			Relative Strength
Press Freedom Index			Neutral

Personal Freedom and Choice	Score (100)	Rank (132)	Relative Strength
	61.27	92	Neutral
Freedom over life choices			Neutral
Freedom of religion			Neutral
Modern slavery, human trafficking, child marriage			Relative Strength
Satisfied demand for contraception			Neutral
Corruption			Neutral

Shelter	Score (100)	Rank (132)	Relative Strength
	41.47	100	Neutral
Availability of affordable housing			Relative Strength
Access to electricity			Neutral
Quality of electricity supply			Relative Strength
Indoor air pollution attributable deaths			Neutral

Health and Wellness	Score (100)	Rank (132)	Relative Strength
	73.98	64	Neutral
Life expectancy			Neutral
Non-communicable disease deaths between 30 and 70			Relative Strength
Obesity rate			Neutral
Outdoor air pollution attributable deaths			Neutral
Suicide rate			Neutral

Tolerance and Inclusion	Score (100)	Rank (132)	Relative Strength
	34.27	114	Relative Weakness
Women treated with respect			Relative Weakness
Tolerance for immigrants			Neutral
Tolerance for homosexuals			Relative Strength
Discrimination and violence against minorities			Relative Weakness
Religious tolerance			Relative Weakness
Community safety net			Relative Strength

Personal Safety	Score (100)	Rank (132)	Relative Strength
	42.57	113	Relative Weakness
Homicide rate			Relative Weakness
Level of violent crime			Relative Weakness
Perceived criminality			Relative Weakness
Political terror			Neutral
Traffic deaths			Neutral

Ecosystem Sustainability	Score (100)	Rank (132)	Relative Strength
	65.48	33	Neutral
Greenhouse gas emissions			Neutral
Water withdrawals as a percent of resources			Neutral
Biodiversity and habitat			Neutral

Access to Advanced Education	Score (100)	Rank (132)	Relative Strength
	25.83	97	Relative Strength
Years of tertiary schooling			Neutral
Women's average years in school			Relative Strength
Inequality in the attainment of education			Neutral
Number of globally ranked universities			Neutral

■ Relative Strength   
 ■ Neutral   
 ■ Relative Weakness   
 n/a – no data available

**Strengths and weaknesses are relative to 15 countries of similar GDP:**

Zambia, Bangladesh, Tanzania, Senegal, Benin, Lesotho, Burkina Faso, Ghana, Nepal, Chad, Rwanda, Uganda, Sudan, Tajikistan, and Mali

# Social Progress Index rank: 28/132

## GDP per capita rank: 20/132

KOREA, REPUBLIC OF



BASIC HUMAN NEEDS			FOUNDATIONS OF WELLBEING			OPPORTUNITY		
	Score (100)	Rank (132)		Score (100)	Rank (132)		Score (100)	Rank (132)
<b>BASIC HUMAN NEEDS</b>	<b>88.69</b>	<b>24</b>	<b>FOUNDATIONS OF WELLBEING</b>	<b>76.26</b>	<b>32</b>	<b>OPPORTUNITY</b>	<b>66.58</b>	<b>26</b>
<b>Nutrition and Basic Medical Care</b>	<b>98.11</b>	<b>20</b>	<b>Access to Basic Knowledge</b>	<b>97.65</b>	<b>21</b>	<b>Personal Rights</b>	<b>66.82</b>	<b>47</b>
Undernourishment	98.11	20	Adult literacy rate	97.65	21	Political rights	66.82	47
Depth of food deficit	98.11	20	Primary school enrollment	97.65	21	Freedom of speech	66.82	47
Maternal mortality rate	98.11	20	Lower secondary school enrollment	97.65	21	Freedom of assembly/association	66.82	47
Stillbirth rate	98.11	20	Upper secondary school enrollment	97.65	21	Freedom of movement	66.82	47
Child mortality rate	98.11	20	Gender parity in secondary enrollment	97.65	21	Private property rights	66.82	47
Deaths from infectious diseases	98.11	20						
<b>Water and Sanitation</b>	<b>90.75</b>	<b>52</b>	<b>Access to Information and Communications</b>	<b>83.9</b>	<b>17</b>	<b>Personal Freedom and Choice</b>	<b>77.19</b>	<b>29</b>
Access to piped water	90.75	52	Mobile telephone subscriptions	83.9	17	Freedom over life choices	77.19	29
Rural vs. urban access to improved water source	90.75	52	Internet users	83.9	17	Freedom of religion	77.19	29
Access to improved sanitation facilities	90.75	52	Press Freedom Index	83.9	17	Modern slavery, human trafficking, child marriage	77.19	29
						Satisfied demand for contraception	77.19	29
						Corruption	77.19	29
<b>Shelter</b>	<b>80.81</b>	<b>26</b>	<b>Health and Wellness</b>	<b>77.96</b>	<b>32</b>	<b>Tolerance and Inclusion</b>	<b>57.28</b>	<b>43</b>
Availability of affordable housing	80.81	26	Life expectancy	77.96	32	Women treated with respect	57.28	43
Access to electricity	80.81	26	Non-communicable disease deaths between 30 and 70	77.96	32	Tolerance for immigrants	57.28	43
Quality of electricity supply	80.81	26	Obesity rate	77.96	32	Tolerance for homosexuals	57.28	43
Indoor air pollution attributable deaths	80.81	26	Outdoor air pollution attributable deaths	77.96	32	Discrimination and violence against minorities	57.28	43
			Suicide rate	77.96	32	Religious tolerance	57.28	43
						Community safety net	57.28	43
<b>Personal Safety</b>	<b>85.09</b>	<b>18</b>	<b>Ecosystem Sustainability</b>	<b>45.53</b>	<b>91</b>	<b>Access to Advanced Education</b>	<b>65.05</b>	<b>17</b>
Homicide rate	85.09	18	Greenhouse gas emissions	45.53	91	Years of tertiary schooling	65.05	17
Level of violent crime	85.09	18	Water withdrawals as a percent of resources	45.53	91	Women's average years in school	65.05	17
Perceived criminality	85.09	18	Biodiversity and habitat	45.53	91	Inequality in the attainment of education	65.05	17
Political terror	85.09	18				Number of globally ranked universities	65.05	17
Traffic deaths	85.09	18						

■ Relative Strength    
 ■ Neutral    
 ■ Relative Weakness    
 n/a – no data available

**Strengths and weaknesses are relative to 15 countries of similar GDP:**  
 Saudi Arabia, Israel, Spain, Italy, France, New Zealand, Japan, Slovenia, Finland, Czech Republic, Denmark, Belgium, United Kingdom, Trinidad and Tobago, and Iceland



# Social Progress Index rank: 40/132

GDP per capita rank: 3/132

KUWAIT



BASIC HUMAN NEEDS	Score (100)	Rank (132)	Relative Strength
	87.56	27	Relative Weakness

FOUNDATIONS OF WELLBEING	Score (100)	Rank (132)	Relative Strength
	73.11	44	Relative Weakness

OPPORTUNITY	Score (100)	Rank (132)	Relative Strength
	51.32	67	Relative Weakness

Nutrition and Basic Medical Care	Score (100)	Rank (132)	Relative Strength
	96.52	36	Relative Weakness
Undernourishment			Neutral
Depth of food deficit			Relative Weakness
Maternal mortality rate			Relative Weakness
Stillbirth rate			Relative Weakness
Child mortality rate			Relative Weakness
Deaths from infectious diseases			Relative Weakness

Access to Basic Knowledge	Score (100)	Rank (132)	Relative Strength
	94.62	47	Relative Weakness
Adult literacy rate			Relative Weakness
Primary school enrollment			Relative Weakness
Lower secondary school enrollment			Neutral
Upper secondary school enrollment			Relative Weakness
Gender parity in secondary enrollment			Neutral

Personal Rights	Score (100)	Rank (132)	Relative Strength
	36.94	99	Relative Weakness
Political rights			Relative Weakness
Freedom of speech			Relative Weakness
Freedom of assembly/association			Relative Weakness
Freedom of movement			Relative Weakness
Private property rights			Relative Weakness

Water and Sanitation	Score (100)	Rank (132)	Relative Strength
	97.70	29	Relative Weakness
Access to piped water			n/a
Rural vs. urban access to improved water source			Neutral
Access to improved sanitation facilities			Neutral

Access to Information and Communications	Score (100)	Rank (132)	Relative Strength
	76.79	31	Relative Weakness
Mobile telephone subscriptions			Neutral
Internet users			Relative Weakness
Press Freedom Index			Relative Weakness

Personal Freedom and Choice	Score (100)	Rank (132)	Relative Strength
	72.31	43	Relative Weakness
Freedom over life choices			Relative Strength
Freedom of religion			Relative Weakness
Modern slavery, human trafficking, child marriage			Relative Weakness
Satisfied demand for contraception			Relative Weakness
Corruption			Relative Weakness

Shelter	Score (100)	Rank (132)	Relative Strength
	76.39	44	Relative Weakness
Availability of affordable housing			Relative Weakness
Access to electricity			Relative Weakness
Quality of electricity supply			Relative Weakness
Indoor air pollution attributable deaths			Neutral

Health and Wellness	Score (100)	Rank (132)	Relative Strength
	73.44	71	Relative Weakness
Life expectancy			Relative Weakness
Non-communicable disease deaths between 30 and 70			Neutral
Obesity rate			Relative Weakness
Outdoor air pollution attributable deaths			Neutral
Suicide rate			Relative Strength

Tolerance and Inclusion	Score (100)	Rank (132)	Relative Strength
	63.43	28	Relative Weakness
Women treated with respect			Relative Strength
Tolerance for immigrants			Relative Weakness
Tolerance for homosexuals			n/a
Discrimination and violence against minorities			Neutral
Religious tolerance			Relative Weakness
Community safety net			Relative Weakness

Personal Safety	Score (100)	Rank (132)	Relative Strength
	79.64	27	Relative Weakness
Homicide rate			Relative Weakness
Level of violent crime			Neutral
Perceived criminality			Neutral
Political terror			Relative Weakness
Traffic deaths			Relative Weakness

Ecosystem Sustainability	Score (100)	Rank (132)	Relative Strength
	47.59	85	Relative Weakness
Greenhouse gas emissions			Relative Weakness
Water withdrawals as a percent of resources			Relative Weakness
Biodiversity and habitat			Neutral

Access to Advanced Education	Score (100)	Rank (132)	Relative Strength
	32.62	84	Relative Weakness
Years of tertiary schooling			Relative Weakness
Women's average years in school			Relative Weakness
Inequality in the attainment of education			n/a
Number of globally ranked universities			Relative Weakness

■ Relative Strength   
 ■ Neutral   
 ■ Relative Weakness   
 n/a – no data available

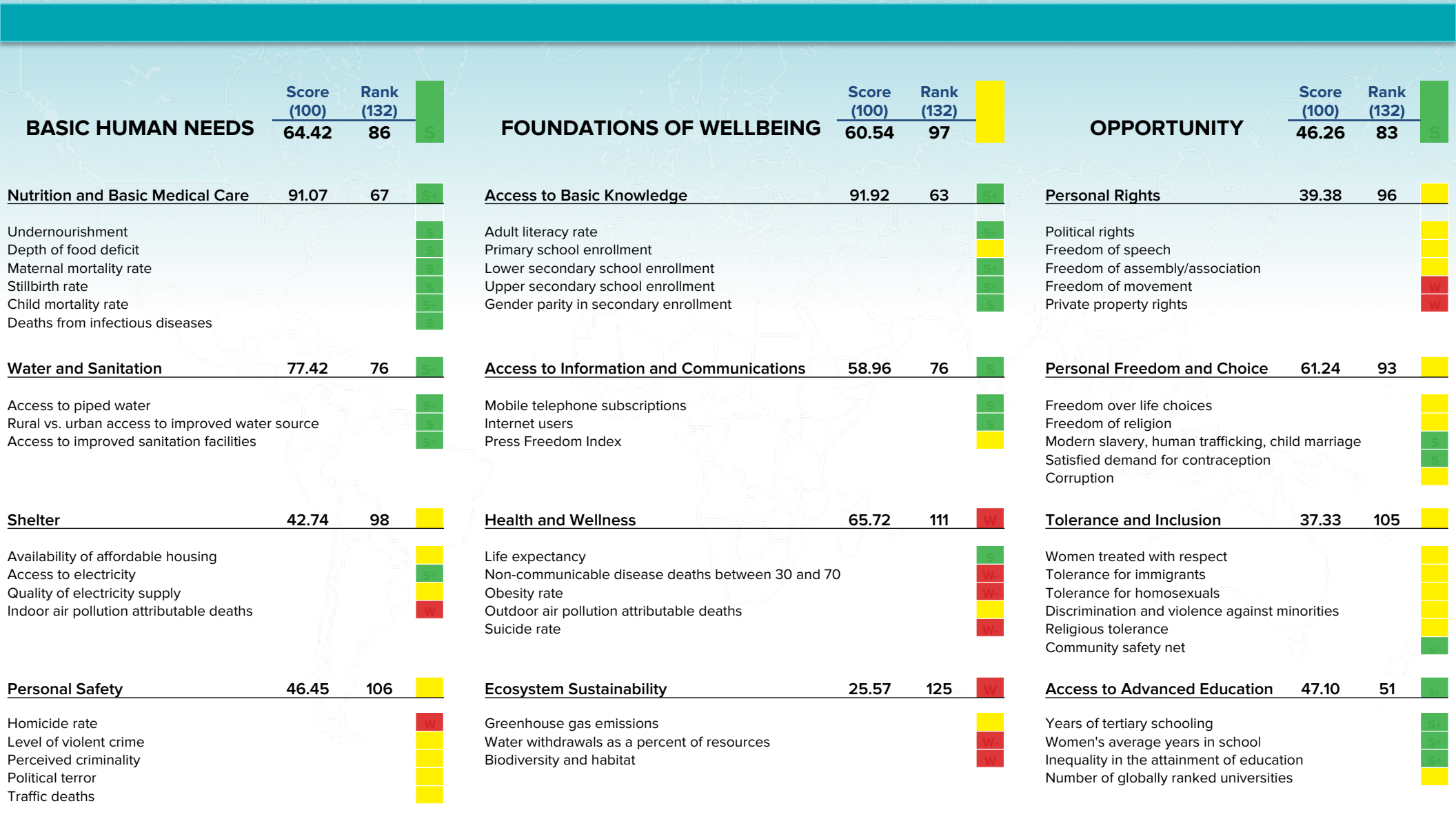
**Strengths and weaknesses are relative to 15 countries of similar GDP:**

Switzerland, Ireland, Netherlands, United Arab Emirates, Austria, Canada, Australia, Sweden, United States, Germany, Iceland, United Kingdom, Norway, Belgium, and Denmark

# Social Progress Index rank: 93/132

GDP per capita rank: 104/132

KYRGYZSTAN



Relative Strength    Neutral    Relative Weakness    n/a – no data available

**Strengths and weaknesses are relative to 15 countries of similar GDP:**

*Djibouti, Cameroon, Yemen, Cambodia, Tajikistan, Mauritania, Sudan, Chad, Nigeria, Ghana, Pakistan, Lesotho, Senegal, Laos, and Bangladesh*

# Social Progress Index rank: 98/132

GDP per capita rank: 98/132

LAOS



BASIC HUMAN NEEDS	Score (100)	Rank (132)	Indicator
	59.01	96	

FOUNDATIONS OF WELLBEING	Score (100)	Rank (132)	Indicator
	61.58	91	

OPPORTUNITY	Score (100)	Rank (132)	Indicator
	36.65	118	

Nutrition and Basic Medical Care	Score	Rank	Indicator
	68.26	106	
Undernourishment			Relative Weakness
Depth of food deficit			Neutral
Maternal mortality rate			Neutral
Stillbirth rate			Neutral
Child mortality rate			Neutral
Deaths from infectious diseases			Neutral

Access to Basic Knowledge	Score	Rank	Indicator
	69.60	106	
Adult literacy rate			Neutral
Primary school enrollment			Neutral
Lower secondary school enrollment			Neutral
Upper secondary school enrollment			Neutral
Gender parity in secondary enrollment			Neutral

Personal Rights	Score	Rank	Indicator
	13.95	127	Relative Weakness
Political rights			Neutral
Freedom of speech			Relative Weakness
Freedom of assembly/association			Relative Weakness
Freedom of movement			Neutral
Private property rights			Relative Weakness

Water and Sanitation	Score	Rank	Indicator
	52.20	98	
Access to piped water			Neutral
Rural vs. urban access to improved water source			Neutral
Access to improved sanitation facilities			Neutral

Access to Information and Communications	Score	Rank	Indicator
	31.87	122	Relative Weakness
Mobile telephone subscriptions			Neutral
Internet users			Neutral
Press Freedom Index			Relative Weakness

Personal Freedom and Choice	Score	Rank	Indicator
	60.23	98	
Freedom over life choices			Relative Strength
Freedom of religion			Neutral
Modern slavery, human trafficking, child marriage			Neutral
Satisfied demand for contraception			Neutral
Corruption			Neutral

Shelter	Score	Rank	Indicator
	47.40	96	
Availability of affordable housing			Neutral
Access to electricity			Neutral
Quality of electricity supply			Relative Strength
Indoor air pollution attributable deaths			Relative Weakness

Health and Wellness	Score	Rank	Indicator
	74.87	55	
Life expectancy			Neutral
Non-communicable disease deaths between 30 and 70			Relative Weakness
Obesity rate			Relative Strength
Outdoor air pollution attributable deaths			Relative Strength
Suicide rate			Neutral

Tolerance and Inclusion	Score	Rank	Indicator
	54.28	53	
Women treated with respect			Relative Strength
Tolerance for immigrants			Neutral
Tolerance for homosexuals			Relative Strength
Discrimination and violence against minorities			Neutral
Religious tolerance			Neutral
Community safety net			Neutral

Personal Safety	Score	Rank	Indicator
	68.20	48	
Homicide rate			Relative Strength
Level of violent crime			Relative Strength
Perceived criminality			Neutral
Political terror			Relative Strength
Traffic deaths			Neutral

Ecosystem Sustainability	Score	Rank	Indicator
	69.98	21	
Greenhouse gas emissions			Neutral
Water withdrawals as a percent of resources			Neutral
Biodiversity and habitat			Relative Strength

Access to Advanced Education	Score	Rank	Indicator
	18.14	107	
Years of tertiary schooling			Neutral
Women's average years in school			Neutral
Inequality in the attainment of education			Neutral
Number of globally ranked universities			Neutral

■ Relative Strength   
 ■ Neutral   
 ■ Relative Weakness   
 n/a – no data available

**Strengths and weaknesses are relative to 15 countries of similar GDP:**

Pakistan, Nigeria, Mauritania, Cambodia, Yemen, Guyana, Moldova, Kyrgyzstan, Djibouti, Cameroon, Uzbekistan, Tajikistan, Sudan, Chad, and Ghana

# Social Progress Index rank: 31/132

GDP per capita rank: 38/132

LATVIA



BASIC HUMAN NEEDS				FOUNDATIONS OF WELLBEING				OPPORTUNITY			
	Score (100)	Rank (132)			Score (100)	Rank (132)			Score (100)	Rank (132)	
<b>Nutrition and Basic Medical Care</b>	<b>96.50</b>	<b>38</b>	Neutral	<b>Access to Basic Knowledge</b>	<b>97.52</b>	<b>24</b>	Neutral	<b>Personal Rights</b>	<b>67.19</b>	<b>46</b>	Neutral
Undernourishment			Neutral	Adult literacy rate			Neutral	Political rights			Neutral
Depth of food deficit			Neutral	Primary school enrollment			Neutral	Freedom of speech			Neutral
Maternal mortality rate			Neutral	Lower secondary school enrollment			Neutral	Freedom of assembly/association			Neutral
Stillbirth rate			Neutral	Upper secondary school enrollment			Relative Weakness	Freedom of movement			Neutral
Child mortality rate			Neutral	Gender parity in secondary enrollment			Relative Weakness	Private property rights			Neutral
Deaths from infectious diseases			Neutral								
<b>Water and Sanitation</b>	<b>84.97</b>	<b>59</b>	Relative Weakness	<b>Access to Information and Communications</b>	<b>80.77</b>	<b>24</b>	Neutral	<b>Personal Freedom and Choice</b>	<b>70.06</b>	<b>55</b>	Neutral
Access to piped water			Relative Weakness	Mobile telephone subscriptions			Neutral	Freedom over life choices			Relative Weakness
Rural vs. urban access to improved water source			Relative Weakness	Internet users			Neutral	Freedom of religion			Neutral
Access to improved sanitation facilities			Relative Weakness	Press Freedom Index			Neutral	Modern slavery, human trafficking, child marriage			Neutral
								Satisfied demand for contraception			Neutral
								Corruption			Neutral
<b>Shelter</b>	<b>76.90</b>	<b>39</b>	Neutral	<b>Health and Wellness</b>	<b>59.97</b>	<b>126</b>	Relative Weakness	<b>Tolerance and Inclusion</b>	<b>49.67</b>	<b>67</b>	Neutral
Availability of affordable housing			Neutral	Life expectancy			Neutral	Women treated with respect			Neutral
Access to electricity			Neutral	Non-communicable disease deaths between 30 and 70			Relative Weakness	Tolerance for immigrants			Neutral
Quality of electricity supply			Neutral	Obesity rate			Neutral	Tolerance for homosexuals			Neutral
Indoor air pollution attributable deaths			Neutral	Outdoor air pollution attributable deaths			Relative Weakness	Discrimination and violence against minorities			Neutral
				Suicide rate			Neutral	Religious tolerance			Neutral
								Community safety net			Neutral
<b>Personal Safety</b>	<b>72.69</b>	<b>37</b>	Neutral	<b>Ecosystem Sustainability</b>	<b>78.16</b>	<b>4</b>	Neutral	<b>Access to Advanced Education</b>	<b>52.49</b>	<b>33</b>	Neutral
Homicide rate			Neutral	Greenhouse gas emissions			Neutral	Years of tertiary schooling			Neutral
Level of violent crime			Neutral	Water withdrawals as a percent of resources			Neutral	Women's average years in school			Neutral
Perceived criminality			Neutral	Biodiversity and habitat			Neutral	Inequality in the attainment of education			Neutral
Political terror			Neutral					Number of globally ranked universities			Neutral
Traffic deaths			Neutral								

■ Relative Strength   
 ■ Neutral   
 ■ Relative Weakness   
 n/a – no data available

**Strengths and weaknesses are relative to 15 countries of similar GDP:**

Chile, Croatia, Russia, Malaysia, Hungary, Panama, Botswana, Uruguay, Turkey, Belarus, Poland, Mexico, Mauritius, Lithuania, and Estonia



# Social Progress Index rank: 83/132

GDP per capita rank: 48/132

LEBANON



BASIC HUMAN NEEDS	Score (100)	Rank (132)	Indicator
	74.35	65	

FOUNDATIONS OF WELLBEING	Score (100)	Rank (132)	Indicator
	61.28	93	

OPPORTUNITY	Score (100)	Rank (132)	Indicator
	44.52	89	

Nutrition and Basic Medical Care	Score	Rank	Indicator
	95.06	47	
Undernourishment			
Depth of food deficit			
Maternal mortality rate			
Stillbirth rate			
Child mortality rate			
Deaths from infectious diseases			

Access to Basic Knowledge	Score	Rank	Indicator
	87.08	82	
Adult literacy rate			
Primary school enrollment			
Lower secondary school enrollment			
Upper secondary school enrollment			
Gender parity in secondary enrollment			

Personal Rights	Score	Rank	Indicator
	39.38	96	
Political rights			
Freedom of speech			
Freedom of assembly/association			
Freedom of movement			
Private property rights			

Water and Sanitation	Score	Rank	Indicator
	98.82	23	
Access to piped water			
Rural vs. urban access to improved water source			
Access to improved sanitation facilities			

Access to Information and Communications	Score	Rank	Indicator
	64.42	59	
Mobile telephone subscriptions			
Internet users			
Press Freedom Index			

Personal Freedom and Choice	Score	Rank	Indicator
	65.21	72	
Freedom over life choices			
Freedom of religion			
Modern slavery, human trafficking, child marriage			
Satisfied demand for contraception			
Corruption			

Shelter	Score	Rank	Indicator
	51.03	95	
Availability of affordable housing			
Access to electricity			
Quality of electricity supply			
Indoor air pollution attributable deaths			

Health and Wellness	Score	Rank	Indicator
	72.60	76	
Life expectancy			
Non-communicable disease deaths between 30 and 70			
Obesity rate			
Outdoor air pollution attributable deaths			
Suicide rate			

Tolerance and Inclusion	Score	Rank	Indicator
	31.21	121	
Women treated with respect			
Tolerance for immigrants			
Tolerance for homosexuals			
Discrimination and violence against minorities			
Religious tolerance			
Community safety net			

Personal Safety	Score	Rank	Indicator
	52.48	88	
Homicide rate			
Level of violent crime			
Perceived criminality			
Political terror			
Traffic deaths			

Ecosystem Sustainability	Score	Rank	Indicator
	21.03	129	
Greenhouse gas emissions			
Water withdrawals as a percent of resources			
Biodiversity and habitat			

Access to Advanced Education	Score	Rank	Indicator
	42.29	64	
Years of tertiary schooling			n/a
Women's average years in school			
Inequality in the attainment of education			
Number of globally ranked universities			

■ Relative Strength   
 ■ Neutral   
 ■ Relative Weakness   
 n/a – no data available

**Strengths and weaknesses are relative to 15 countries of similar GDP:**

Bulgaria, Mauritius, Mexico, Kazakhstan, Belarus, Argentina, Venezuela, Turkey, Romania, Uruguay, Costa Rica, Botswana, Panama, Montenegro, and Iran

# Social Progress Index rank: 107/132

GDP per capita rank: 111/132

LESOTHO



BASIC HUMAN NEEDS	Score (100)	Rank (132)	Indicator
	43.17	116	Yellow

FOUNDATIONS OF WELLBEING	Score (100)	Rank (132)	Indicator
	51.07	119	Red

OPPORTUNITY	Score (100)	Rank (132)	Indicator
	52.57	64	Green

Nutrition and Basic Medical Care	Score	Rank	Indicator
	57.19	123	Yellow
Undernourishment			Yellow
Depth of food deficit			Yellow
Maternal mortality rate			Red
Stillbirth rate			Yellow
Child mortality rate			Red
Deaths from infectious diseases			Red

Access to Basic Knowledge	Score	Rank	Indicator
	71.22	104	Yellow
Adult literacy rate			Yellow
Primary school enrollment			Yellow
Lower secondary school enrollment			Yellow
Upper secondary school enrollment			Yellow
Gender parity in secondary enrollment			Green

Personal Rights	Score	Rank	Indicator
	62.90	54	Green
Political rights			Green
Freedom of speech			Red
Freedom of assembly/association			Green
Freedom of movement			Green
Private property rights			Green

Water and Sanitation	Score	Rank	Indicator
	40.56	111	Yellow
Access to piped water			Yellow
Rural vs. urban access to improved water source			Yellow
Access to improved sanitation facilities			Yellow

Access to Information and Communications	Score	Rank	Indicator
	44.88	101	Yellow
Mobile telephone subscriptions			Yellow
Internet users			Yellow
Press Freedom Index			Yellow

Personal Freedom and Choice	Score	Rank	Indicator
	65.27	71	Green
Freedom over life choices			Yellow
Freedom of religion			Green
Modern slavery, human trafficking, child marriage			Yellow
Satisfied demand for contraception			Yellow
Corruption			Green

Shelter	Score	Rank	Indicator
	24.09	122	Red
Availability of affordable housing			Yellow
Access to electricity			Yellow
Quality of electricity supply			Green
Indoor air pollution attributable deaths			Red

Health and Wellness	Score	Rank	Indicator
	64.80	113	Red
Life expectancy			Red
Non-communicable disease deaths between 30 and 70			Yellow
Obesity rate			Red
Outdoor air pollution attributable deaths			Yellow
Suicide rate			Yellow

Tolerance and Inclusion	Score	Rank	Indicator
	53.40	57	Green
Women treated with respect			Yellow
Tolerance for immigrants			Red
Tolerance for homosexuals			Green
Discrimination and violence against minorities			Green
Religious tolerance			Green
Community safety net			Green

Personal Safety	Score	Rank	Indicator
	50.85	91	Yellow
Homicide rate			Red
Level of violent crime			Yellow
Perceived criminality			Yellow
Political terror			Green
Traffic deaths			Red

Ecosystem Sustainability	Score	Rank	Indicator
	23.38	128	Red
Greenhouse gas emissions			Yellow
Water withdrawals as a percent of resources			Red
Biodiversity and habitat			Red

Access to Advanced Education	Score	Rank	Indicator
	28.69	87	Green
Years of tertiary schooling			Red
Women's average years in school			Green
Inequality in the attainment of education			Green
Number of globally ranked universities			Yellow

■ Relative Strength   
 ■ Neutral   
 ■ Relative Weakness   
 n/a – no data available

**Strengths and weaknesses are relative to 15 countries of similar GDP:**

Senegal, Bangladesh, Ghana, Kenya, Chad, Sudan, Zambia, Tajikistan, Tanzania, Benin, Cameroon, Djibouti, Kyrgyzstan, Burkina Faso, and Nepal

# Social Progress Index rank: 120/132

GDP per capita rank: 130/132

LIBERIA



BASIC HUMAN NEEDS	Score (100)	Rank (132)	Color
	36.77	125	Yellow

FOUNDATIONS OF WELLBEING	Score (100)	Rank (132)	Color
	48.99	121	Yellow

OPPORTUNITY	Score (100)	Rank (132)	Color
	46.29	82	Green

Nutrition and Basic Medical Care	Score	Rank	Color
	54.36	125	Yellow
Undernourishment			Yellow
Depth of food deficit			Yellow
Maternal mortality rate			Red
Stillbirth rate			Red
Child mortality rate			Yellow
Deaths from infectious diseases			Yellow

Access to Basic Knowledge	Score	Rank	Color
	42.36	127	Red
Adult literacy rate			Yellow
Primary school enrollment			Red
Lower secondary school enrollment			Yellow
Upper secondary school enrollment			Green
Gender parity in secondary enrollment			Yellow

Personal Rights	Score	Rank	Color
	61.55	58	Green
Political rights			Green
Freedom of speech			Yellow
Freedom of assembly/association			Green
Freedom of movement			Yellow
Private property rights			Yellow

Water and Sanitation	Score	Rank	Color
	26.29	123	Yellow
Access to piped water			Yellow
Rural vs. urban access to improved water source			Yellow
Access to improved sanitation facilities			Yellow

Access to Information and Communications	Score	Rank	Color
	38.18	111	Yellow
Mobile telephone subscriptions			Yellow
Internet users			Yellow
Press Freedom Index			Yellow

Personal Freedom and Choice	Score	Rank	Color
	59.99	99	Green
Freedom over life choices			Green
Freedom of religion			Yellow
Modern slavery, human trafficking, child marriage			Yellow
Satisfied demand for contraception			Red
Corruption			Green

Shelter	Score	Rank	Color
	13.36	128	Red
Availability of affordable housing			Red
Access to electricity			Red
Quality of electricity supply			Yellow
Indoor air pollution attributable deaths			Yellow

Health and Wellness	Score	Rank	Color
	74.45	60	Yellow
Life expectancy			Yellow
Non-communicable disease deaths between 30 and 70			Yellow
Obesity rate			Yellow
Outdoor air pollution attributable deaths			Yellow
Suicide rate			Green

Tolerance and Inclusion	Score	Rank	Color
	52.24	58	Green
Women treated with respect			Yellow
Tolerance for immigrants			Yellow
Tolerance for homosexuals			Green
Discrimination and violence against minorities			Yellow
Religious tolerance			Yellow
Community safety net			Yellow

Personal Safety	Score	Rank	Color
	53.07	86	Yellow
Homicide rate			Yellow
Level of violent crime			Yellow
Perceived criminality			Red
Political terror			Green
Traffic deaths			Yellow

Ecosystem Sustainability	Score	Rank	Color
	40.98	99	Red
Greenhouse gas emissions			Green
Water withdrawals as a percent of resources			Yellow
Biodiversity and habitat			Red

Access to Advanced Education	Score	Rank	Color
	11.37	119	Yellow
Years of tertiary schooling			Green
Women's average years in school			Yellow
Inequality in the attainment of education			Red
Number of globally ranked universities			Yellow

■ Relative Strength   
 ■ Neutral   
 ■ Relative Weakness   
 n/a – no data available

**Strengths and weaknesses are relative to 15 countries of similar GDP:**

Burundi, Malawi, Niger, Madagascar, Mozambique, Togo, Guinea, Central African Republic, Mali, Uganda, Rwanda, Nepal, Burkina Faso, Benin, and Tanzania

# Social Progress Index rank: 33/132

GDP per capita rank: 33/132

LITHUANIA



BASIC HUMAN NEEDS	Score (100)	Rank (132)	Relative Strength
	81.47	48	Neutral

FOUNDATIONS OF WELLBEING	Score (100)	Rank (132)	Relative Strength
	77.96	24	Neutral

OPPORTUNITY	Score (100)	Rank (132)	Relative Strength
	61.84	38	Neutral

Nutrition and Basic Medical Care	Score (100)	Rank (132)	Relative Strength
	97.62	26	Neutral
Undernourishment			Neutral
Depth of food deficit			Neutral
Maternal mortality rate			Neutral
Stillbirth rate			Neutral
Child mortality rate			Neutral
Deaths from infectious diseases			Neutral

Access to Basic Knowledge	Score (100)	Rank (132)	Relative Strength
	97.71	20	Neutral
Adult literacy rate			Neutral
Primary school enrollment			Neutral
Lower secondary school enrollment			Neutral
Upper secondary school enrollment			Neutral
Gender parity in secondary enrollment			Relative Weakness

Personal Rights	Score (100)	Rank (132)	Relative Strength
	73.02	36	Neutral
Political rights			Neutral
Freedom of speech			Neutral
Freedom of assembly/association			Neutral
Freedom of movement			Neutral
Private property rights			Neutral

Water and Sanitation	Score (100)	Rank (132)	Relative Strength
	81.91	65	Relative Weakness
Access to piped water			Neutral
Rural vs. urban access to improved water source			Relative Weakness
Access to improved sanitation facilities			Relative Weakness

Access to Information and Communications	Score (100)	Rank (132)	Relative Strength
	78.9	27	Neutral
Mobile telephone subscriptions			Neutral
Internet users			Neutral
Press Freedom Index			Neutral

Personal Freedom and Choice	Score (100)	Rank (132)	Relative Strength
	68.35	62	Neutral
Freedom over life choices			Relative Weakness
Freedom of religion			Neutral
Modern slavery, human trafficking, child marriage			Neutral
Satisfied demand for contraception			Relative Weakness
Corruption			Neutral

Shelter	Score (100)	Rank (132)	Relative Strength
	74.73	51	Neutral
Availability of affordable housing			Relative Weakness
Access to electricity			Neutral
Quality of electricity supply			Neutral
Indoor air pollution attributable deaths			Neutral

Health and Wellness	Score (100)	Rank (132)	Relative Strength
	62.18	122	Relative Weakness
Life expectancy			Neutral
Non-communicable disease deaths between 30 and 70			Neutral
Obesity rate			Neutral
Outdoor air pollution attributable deaths			Neutral
Suicide rate			Relative Weakness

Tolerance and Inclusion	Score (100)	Rank (132)	Relative Strength
	50.06	65	Neutral
Women treated with respect			Neutral
Tolerance for immigrants			Neutral
Tolerance for homosexuals			Neutral
Discrimination and violence against minorities			Relative Weakness
Religious tolerance			Neutral
Community safety net			Neutral

Personal Safety	Score (100)	Rank (132)	Relative Strength
	71.63	41	Neutral
Homicide rate			Neutral
Level of violent crime			Neutral
Perceived criminality			Neutral
Political terror			Neutral
Traffic deaths			Neutral

Ecosystem Sustainability	Score (100)	Rank (132)	Relative Strength
	73.05	15	Neutral
Greenhouse gas emissions			Neutral
Water withdrawals as a percent of resources			Neutral
Biodiversity and habitat			Neutral

Access to Advanced Education	Score (100)	Rank (132)	Relative Strength
	55.95	27	Neutral
Years of tertiary schooling			Relative Strength
Women's average years in school			Neutral
Inequality in the attainment of education			Neutral
Number of globally ranked universities			Neutral

■ Relative Strength   
 ■ Neutral   
 ■ Relative Weakness   
 n/a – no data available

**Strengths and weaknesses are relative to 15 countries of similar GDP:**

*Estonia, Poland, Hungary, Greece, Portugal, Slovakia, Croatia, Chile, Latvia, Russia, Malaysia, Trinidad and Tobago, Panama, Botswana, and Uruguay*



# Social Progress Index rank: 49/132

GDP per capita rank: 61/132

MACEDONIA



BASIC HUMAN NEEDS	Score (100)	Rank (132)	Indicator
	81.87	46	

FOUNDATIONS OF WELLBEING	Score (100)	Rank (132)	Indicator
	67.90	69	

OPPORTUNITY	Score (100)	Rank (132)	Indicator
	55.23	55	

Nutrition and Basic Medical Care	Score (100)	Rank (132)	Indicator
	96.28	41	
Undernourishment			
Depth of food deficit			
Maternal mortality rate			
Stillbirth rate			
Child mortality rate			
Deaths from infectious diseases			

Access to Basic Knowledge	Score (100)	Rank (132)	Indicator
	89.24	76	
Adult literacy rate			
Primary school enrollment			
Lower secondary school enrollment			
Upper secondary school enrollment			
Gender parity in secondary enrollment			

Personal Rights	Score (100)	Rank (132)	Indicator
	67.92	45	
Political rights			
Freedom of speech			
Freedom of assembly/association			
Freedom of movement			
Private property rights			

Water and Sanitation	Score (100)	Rank (132)	Indicator
	93.47	43	
Access to piped water			
Rural vs. urban access to improved water source			
Access to improved sanitation facilities			

Access to Information and Communications	Score (100)	Rank (132)	Indicator
	71.82	38	
Mobile telephone subscriptions			
Internet users			
Press Freedom Index			

Personal Freedom and Choice	Score (100)	Rank (132)	Indicator
	67.15	64	
Freedom over life choices			
Freedom of religion			
Modern slavery, human trafficking, child marriage			
Satisfied demand for contraception			
Corruption			

Shelter	Score (100)	Rank (132)	Indicator
	64.98	68	
Availability of affordable housing			
Access to electricity			
Quality of electricity supply			
Indoor air pollution attributable deaths			

Health and Wellness	Score (100)	Rank (132)	Indicator
	70.45	86	
Life expectancy			
Non-communicable disease deaths between 30 and 70			
Obesity rate			
Outdoor air pollution attributable deaths			
Suicide rate			

Tolerance and Inclusion	Score (100)	Rank (132)	Indicator
	41.92	90	
Women treated with respect			
Tolerance for immigrants			
Tolerance for homosexuals			
Discrimination and violence against minorities			
Religious tolerance			
Community safety net			

Personal Safety	Score (100)	Rank (132)	Indicator
	72.75	36	
Homicide rate			
Level of violent crime			
Perceived criminality			
Political terror			
Traffic deaths			

Ecosystem Sustainability	Score (100)	Rank (132)	Indicator
	40.09	103	
Greenhouse gas emissions			
Water withdrawals as a percent of resources			
Biodiversity and habitat			

Access to Advanced Education	Score (100)	Rank (132)	Indicator
	43.92	56	
Years of tertiary schooling			n/a
Women's average years in school			
Inequality in the attainment of education			
Number of globally ranked universities			

Relative Strength Neutral Relative Weakness n/a – no data available

Strengths and weaknesses are relative to 15 countries of similar GDP:

Peru, Colombia, Serbia, Azerbaijan, Dominican Republic, South Africa, Thailand, Ecuador, Tunisia, Brazil, Iran, Albania, Montenegro, China, and Costa Rica

**SOCIAL PROGRESS IMPERATIVE**

www.socialprogressimperative.org

# Social Progress Index rank: 119/132

GDP per capita rank: 127/132

## MADAGASCAR



BASIC HUMAN NEEDS	Score (100)	Rank (132)	Indicator
	39.73	122	

FOUNDATIONS OF WELLBEING	Score (100)	Rank (132)	Indicator
	51.90	118	

OPPORTUNITY	Score (100)	Rank (132)	Indicator
	41.20	104	

Nutrition and Basic Medical Care	Score	Rank	Indicator
	68.31	105	
Undernourishment			
Depth of food deficit			
Maternal mortality rate			
Stillbirth rate			
Child mortality rate			
Deaths from infectious diseases			

Access to Basic Knowledge	Score	Rank	Indicator
	68.05	109	
Adult literacy rate			
Primary school enrollment			
Lower secondary school enrollment			
Upper secondary school enrollment			
Gender parity in secondary enrollment			

Personal Rights	Score	Rank	Indicator
	41.60	91	
Political rights			
Freedom of speech			
Freedom of assembly/association			
Freedom of movement			
Private property rights			

Water and Sanitation	Score	Rank	Indicator
	16.07	129	
Access to piped water			
Rural vs. urban access to improved water source			
Access to improved sanitation facilities			

Access to Information and Communications	Score	Rank	Indicator
	31.35	124	
Mobile telephone subscriptions			
Internet users			
Press Freedom Index			

Personal Freedom and Choice	Score	Rank	Indicator
	58.33	104	
Freedom over life choices			
Freedom of religion			
Modern slavery, human trafficking, child marriage			
Satisfied demand for contraception			
Corruption			

Shelter	Score	Rank	Indicator
	22.44	124	
Availability of affordable housing			
Access to electricity			
Quality of electricity supply			
Indoor air pollution attributable deaths			

Health and Wellness	Score	Rank	Indicator
	76.24	46	
Life expectancy			
Non-communicable disease deaths between 30 and 70			
Obesity rate			
Outdoor air pollution attributable deaths			
Suicide rate			

Tolerance and Inclusion	Score	Rank	Indicator
	44.15	84	
Women treated with respect			
Tolerance for immigrants			
Tolerance for homosexuals			
Discrimination and violence against minorities			
Religious tolerance			
Community safety net			

Personal Safety	Score	Rank	Indicator
	52.11	89	
Homicide rate			
Level of violent crime			
Perceived criminality			
Political terror			
Traffic deaths			

Ecosystem Sustainability	Score	Rank	Indicator
	31.95	120	
Greenhouse gas emissions			
Water withdrawals as a percent of resources			
Biodiversity and habitat			

Access to Advanced Education	Score	Rank	Indicator
	20.73	102	
Years of tertiary schooling			n/a
Women's average years in school			
Inequality in the attainment of education			
Number of globally ranked universities			

■ Relative Strength   
 ■ Neutral   
 ■ Relative Weakness   
 n/a – no data available

**Strengths and weaknesses are relative to 15 countries of similar GDP:**

Mozambique, Togo, Guinea, Central African Republic, Niger, Malawi, Mali, Liberia, Uganda, Rwanda, Burundi, Nepal, Burkina Faso, Benin, and Tanzania

# Social Progress Index rank: 109/132

GDP per capita rank: 129/132

MALAWI



BASIC HUMAN NEEDS				FOUNDATIONS OF WELLBEING				OPPORTUNITY			
	Score (100)	Rank (132)			Score (100)	Rank (132)			Score (100)	Rank (132)	
<b>Nutrition and Basic Medical Care</b>	60.65	119	Neutral	<b>Access to Basic Knowledge</b>	62.80	112	Neutral	<b>Personal Rights</b>	62.57	55	Relative Strength
Undernourishment			Neutral	Adult literacy rate			Neutral	Political rights			Relative Strength
Depth of food deficit			Neutral	Primary school enrollment			Neutral	Freedom of speech			Neutral
Maternal mortality rate			Neutral	Lower secondary school enrollment			Neutral	Freedom of assembly/association			Relative Strength
Stillbirth rate			Neutral	Upper secondary school enrollment			Neutral	Freedom of movement			Relative Strength
Child mortality rate			Neutral	Gender parity in secondary enrollment			Neutral	Private property rights			Relative Strength
Deaths from infectious diseases			Relative Weakness								
<b>Water and Sanitation</b>	48.85	107	Relative Strength	<b>Access to Information and Communications</b>	28.46	127	Neutral	<b>Personal Freedom and Choice</b>	61.68	87	Relative Strength
Access to piped water			Neutral	Mobile telephone subscriptions			Relative Weakness	Freedom over life choices			Neutral
Rural vs. urban access to improved water source			Relative Strength	Internet users			Neutral	Freedom of religion			Neutral
Access to improved sanitation facilities			Relative Strength	Press Freedom Index			Neutral	Modern slavery, human trafficking, child marriage			Relative Strength
								Satisfied demand for contraception			Relative Strength
								Corruption			Relative Strength
<b>Shelter</b>	19.51	125	Neutral	<b>Health and Wellness</b>	64.25	116	Relative Weakness	<b>Tolerance and Inclusion</b>	41.44	92	Neutral
Availability of affordable housing			Neutral	Life expectancy			Neutral	Women treated with respect			Neutral
Access to electricity			Neutral	Non-communicable disease deaths between 30 and 70			Relative Weakness	Tolerance for immigrants			Relative Weakness
Quality of electricity supply			Neutral	Obesity rate			Neutral	Tolerance for homosexuals			Neutral
Indoor air pollution attributable deaths			Neutral	Outdoor air pollution attributable deaths			Neutral	Discrimination and violence against minorities			Neutral
				Suicide rate			Relative Weakness	Religious tolerance			Neutral
								Community safety net			Neutral
<b>Personal Safety</b>	50.68	94	Neutral	<b>Ecosystem Sustainability</b>	67.08	29	Relative Strength	<b>Access to Advanced Education</b>	17.52	111	Relative Strength
Homicide rate			Relative Weakness	Greenhouse gas emissions			Neutral	Years of tertiary schooling			Relative Weakness
Level of violent crime			Neutral	Water withdrawals as a percent of resources			Neutral	Women's average years in school			Relative Strength
Perceived criminality			Neutral	Biodiversity and habitat			Relative Strength	Inequality in the attainment of education			Relative Strength
Political terror			Neutral					Number of globally ranked universities			Neutral
Traffic deaths			Neutral								

■ Relative Strength   
 ■ Neutral   
 ■ Relative Weakness   
 n/a – no data available

**Strengths and weaknesses are relative to 15 countries of similar GDP:**

*Niger, Liberia, Burundi, Madagascar, Mozambique, Togo, Guinea, Central African Republic, Mali, Uganda, Rwanda, Nepal, Burkina Faso, Benin, and Tanzania*

# Social Progress Index rank: 45/132

GDP per capita rank: 40/132

MALAYSIA



BASIC HUMAN NEEDS	Score (100)	Rank (132)	Relative Strength
	86.27	32	Neutral

FOUNDATIONS OF WELLBEING	Score (100)	Rank (132)	Relative Strength
	76.06	34	Neutral

OPPORTUNITY	Score (100)	Rank (132)	Relative Strength
	47.68	76	Relative Weakness

Nutrition and Basic Medical Care	Score (100)	Rank (132)	Relative Strength
	94.78	52	Neutral
Undernourishment			Neutral
Depth of food deficit			Neutral
Maternal mortality rate			Neutral
Stillbirth rate			Neutral
Child mortality rate			Neutral
Deaths from infectious diseases			Relative Weakness

Access to Basic Knowledge	Score (100)	Rank (132)	Relative Strength
	87.25	80	Relative Weakness
Adult literacy rate			Relative Weakness
Primary school enrollment			Relative Strength
Lower secondary school enrollment			Relative Weakness
Upper secondary school enrollment			Relative Weakness
Gender parity in secondary enrollment			Relative Weakness

Personal Rights	Score (100)	Rank (132)	Relative Strength
	33.81	104	Relative Weakness
Political rights			Neutral
Freedom of speech			Relative Weakness
Freedom of assembly/association			Relative Weakness
Freedom of movement			Relative Weakness
Private property rights			Neutral

Water and Sanitation	Score (100)	Rank (132)	Relative Strength
	96.69	30	Neutral
Access to piped water			Neutral
Rural vs. urban access to improved water source			Neutral
Access to improved sanitation facilities			Neutral

Access to Information and Communications	Score (100)	Rank (132)	Relative Strength
	67.06	51	Neutral
Mobile telephone subscriptions			Neutral
Internet users			Relative Strength
Press Freedom Index			Relative Weakness

Personal Freedom and Choice	Score (100)	Rank (132)	Relative Strength
	69.38	58	Neutral
Freedom over life choices			Relative Strength
Freedom of religion			Relative Weakness
Modern slavery, human trafficking, child marriage			Neutral
Satisfied demand for contraception			Relative Weakness
Corruption			Neutral

Shelter	Score (100)	Rank (132)	Relative Strength
	84.48	17	Relative Strength
Availability of affordable housing			Relative Strength
Access to electricity			Neutral
Quality of electricity supply			Neutral
Indoor air pollution attributable deaths			Neutral

Health and Wellness	Score (100)	Rank (132)	Relative Strength
	80.22	16	Relative Strength
Life expectancy			Neutral
Non-communicable disease deaths between 30 and 70			Neutral
Obesity rate			Relative Strength
Outdoor air pollution attributable deaths			Relative Strength
Suicide rate			Relative Strength

Tolerance and Inclusion	Score (100)	Rank (132)	Relative Strength
	37.33	105	Relative Weakness
Women treated with respect			Relative Strength
Tolerance for immigrants			Relative Weakness
Tolerance for homosexuals			Relative Weakness
Discrimination and violence against minorities			Neutral
Religious tolerance			Relative Weakness
Community safety net			Neutral

Personal Safety	Score (100)	Rank (132)	Relative Strength
	69.14	43	Neutral
Homicide rate			Neutral
Level of violent crime			Neutral
Perceived criminality			Relative Strength
Political terror			Neutral
Traffic deaths			Relative Weakness

Ecosystem Sustainability	Score (100)	Rank (132)	Relative Strength
	69.71	22	Relative Strength
Greenhouse gas emissions			Neutral
Water withdrawals as a percent of resources			Neutral
Biodiversity and habitat			Relative Strength

Access to Advanced Education	Score (100)	Rank (132)	Relative Strength
	50.19	41	Neutral
Years of tertiary schooling			Neutral
Women's average years in school			Neutral
Inequality in the attainment of education			n/a
Number of globally ranked universities			Relative Strength

■ Relative Strength   
 ■ Neutral   
 ■ Relative Weakness   
 n/a – no data available

**Strengths and weaknesses are relative to 15 countries of similar GDP:**

Russia, Panama, Botswana, Uruguay, Latvia, Chile, Turkey, Croatia, Belarus, Mexico, Mauritius, Hungary, Lebanon, Bulgaria, and Kazakhstan



# Social Progress Index rank: 113/132

GDP per capita rank: 122/132

MALI



BASIC HUMAN NEEDS	Score (100)	Rank (132)	Relative Strength
	45.73	112	Neutral

FOUNDATIONS OF WELLBEING	Score (100)	Rank (132)	Relative Strength
	52.72	117	Neutral

OPPORTUNITY	Score (100)	Rank (132)	Relative Strength
	42.11	101	Neutral

Nutrition and Basic Medical Care	Score	Rank	Relative Strength
	64.58	111	Neutral
Undernourishment			Relative Strength
Depth of food deficit			Relative Strength
Maternal mortality rate			Relative Weakness
Stillbirth rate			Neutral
Child mortality rate			Relative Weakness
Deaths from infectious diseases			Neutral

Access to Basic Knowledge	Score	Rank	Relative Strength
	48.55	126	Neutral
Adult literacy rate			Relative Weakness
Primary school enrollment			Relative Weakness
Lower secondary school enrollment			Neutral
Upper secondary school enrollment			Relative Strength
Gender parity in secondary enrollment			Neutral

Personal Rights	Score	Rank	Relative Strength
	59.37	64	Relative Strength
Political rights			Neutral
Freedom of speech			Relative Strength
Freedom of assembly/association			Neutral
Freedom of movement			Neutral
Private property rights			Relative Weakness

Water and Sanitation	Score	Rank	Relative Strength
	25.28	125	Neutral
Access to piped water			Relative Strength
Rural vs. urban access to improved water source			Neutral
Access to improved sanitation facilities			Neutral

Access to Information and Communications	Score	Rank	Relative Strength
	52.31	89	Relative Strength
Mobile telephone subscriptions			Relative Strength
Internet users			Neutral
Press Freedom Index			Neutral

Personal Freedom and Choice	Score	Rank	Relative Strength
	52.85	121	Neutral
Freedom over life choices			Neutral
Freedom of religion			Relative Strength
Modern slavery, human trafficking, child marriage			Neutral
Satisfied demand for contraception			Relative Weakness
Corruption			Neutral

Shelter	Score	Rank	Relative Strength
	26.17	120	Neutral
Availability of affordable housing			Neutral
Access to electricity			Neutral
Quality of electricity supply			Relative Strength
Indoor air pollution attributable deaths			Neutral

Health and Wellness	Score	Rank	Relative Strength
	73.69	69	Neutral
Life expectancy			Neutral
Non-communicable disease deaths between 30 and 70			Neutral
Obesity rate			Neutral
Outdoor air pollution attributable deaths			Neutral
Suicide rate			Relative Strength

Tolerance and Inclusion	Score	Rank	Relative Strength
	47.37	77	Neutral
Women treated with respect			Relative Strength
Tolerance for immigrants			Relative Strength
Tolerance for homosexuals			Neutral
Discrimination and violence against minorities			Neutral
Religious tolerance			Relative Weakness
Community safety net			Neutral

Personal Safety	Score	Rank	Relative Strength
	66.89	53	Relative Strength
Homicide rate			Relative Strength
Level of violent crime			Neutral
Perceived criminality			Relative Strength
Political terror			Relative Strength
Traffic deaths			Neutral

Ecosystem Sustainability	Score	Rank	Relative Strength
	36.34	109	Relative Weakness
Greenhouse gas emissions			Neutral
Water withdrawals as a percent of resources			Neutral
Biodiversity and habitat			Relative Weakness

Access to Advanced Education	Score	Rank	Relative Strength
	8.85	125	Neutral
Years of tertiary schooling			Neutral
Women's average years in school			Relative Weakness
Inequality in the attainment of education			Neutral
Number of globally ranked universities			Neutral

■ Relative Strength   
 ■ Neutral   
 ■ Relative Weakness   
 n/a – no data available

**Strengths and weaknesses are relative to 15 countries of similar GDP:**

Central African Republic, Uganda, Rwanda, Guinea, Togo, Mozambique, Madagascar, Nepal, Burkina Faso, Benin, Tanzania, Niger, Malawi, Zambia, and Kenya

# Social Progress Index rank: 121/132

GDP per capita rank: 101/132

MAURITANIA



BASIC HUMAN NEEDS	Score (100)	Rank (132)	Indicator
<b>BASIC HUMAN NEEDS</b>	<b>49.43</b>	<b>107</b>	

FOUNDATIONS OF WELLBEING	Score (100)	Rank (132)	Indicator
<b>FOUNDATIONS OF WELLBEING</b>	<b>54.03</b>	<b>112</b>	

OPPORTUNITY	Score (100)	Rank (132)	Indicator
<b>OPPORTUNITY</b>	<b>25.88</b>	<b>131</b>	

Nutrition and Basic Medical Care	Score (100)	Rank (132)	Indicator
<b>Nutrition and Basic Medical Care</b>	<b>69.22</b>	<b>103</b>	
Undernourishment			
Depth of food deficit			
Maternal mortality rate			
Stillbirth rate			
Child mortality rate			
Deaths from infectious diseases			

Access to Basic Knowledge	Score (100)	Rank (132)	Indicator
<b>Access to Basic Knowledge</b>	<b>49.74</b>	<b>125</b>	
Adult literacy rate			
Primary school enrollment			
Lower secondary school enrollment			
Upper secondary school enrollment			
Gender parity in secondary enrollment			

Personal Rights	Score (100)	Rank (132)	Indicator
<b>Personal Rights</b>	<b>27.52</b>	<b>114</b>	
Political rights			
Freedom of speech			
Freedom of assembly/association			
Freedom of movement			
Private property rights			

Water and Sanitation	Score (100)	Rank (132)	Indicator
<b>Water and Sanitation</b>	<b>49.60</b>	<b>106</b>	
Access to piped water			
Rural vs. urban access to improved water source			
Access to improved sanitation facilities			

Access to Information and Communications	Score (100)	Rank (132)	Indicator
<b>Access to Information and Communications</b>	<b>53.88</b>	<b>85</b>	
Mobile telephone subscriptions			
Internet users			
Press Freedom Index			

Personal Freedom and Choice	Score (100)	Rank (132)	Indicator
<b>Personal Freedom and Choice</b>	<b>17.62</b>	<b>132</b>	
Freedom over life choices			
Freedom of religion			
Modern slavery, human trafficking, child marriage			
Satisfied demand for contraception			
Corruption			

Shelter	Score (100)	Rank (132)	Indicator
<b>Shelter</b>	<b>32.20</b>	<b>112</b>	
Availability of affordable housing			
Access to electricity			
Quality of electricity supply			
Indoor air pollution attributable deaths			

Health and Wellness	Score (100)	Rank (132)	Indicator
<b>Health and Wellness</b>	<b>70.38</b>	<b>87</b>	
Life expectancy			
Non-communicable disease deaths between 30 and 70			
Obesity rate			
Outdoor air pollution attributable deaths			
Suicide rate			

Tolerance and Inclusion	Score (100)	Rank (132)	Indicator
<b>Tolerance and Inclusion</b>	<b>48.00</b>	<b>76</b>	
Women treated with respect			
Tolerance for immigrants			
Tolerance for homosexuals			
Discrimination and violence against minorities			
Religious tolerance			
Community safety net			

Personal Safety	Score (100)	Rank (132)	Indicator
<b>Personal Safety</b>	<b>46.71</b>	<b>104</b>	
Homicide rate			
Level of violent crime			
Perceived criminality			
Political terror			
Traffic deaths			

Ecosystem Sustainability	Score (100)	Rank (132)	Indicator
<b>Ecosystem Sustainability</b>	<b>42.12</b>	<b>97</b>	
Greenhouse gas emissions			
Water withdrawals as a percent of resources			
Biodiversity and habitat			

Access to Advanced Education	Score (100)	Rank (132)	Indicator
<b>Access to Advanced Education</b>	<b>10.36</b>	<b>120</b>	
Years of tertiary schooling			
Women's average years in school			
Inequality in the attainment of education			
Number of globally ranked universities			

Relative Strength    Neutral    Relative Weakness    n/a – no data available

**Strengths and weaknesses are relative to 15 countries of similar GDP:**

*Nigeria, Cambodia, Yemen, Pakistan, Kyrgyzstan, Djibouti, Cameroon, Laos, Tajikistan, Sudan, Chad, Ghana, Lesotho, Senegal, and Bangladesh*

**SOCIAL PROGRESS IMPERATIVE**

www.socialprogressimperative.org

# Social Progress Index rank: 34/132

GDP per capita rank: 47/132

MAURITIUS



BASIC HUMAN NEEDS	Score (100)	Rank (132)	Relative Strength
	86.39	31	Relative Strength

FOUNDATIONS OF WELLBEING	Score (100)	Rank (132)	Relative Strength
	71.43	54	Neutral

OPPORTUNITY	Score (100)	Rank (132)	Relative Strength
	63.21	34	Neutral

Nutrition and Basic Medical Care	Score (100)	Rank (132)	Relative Strength
	93.34	57	Neutral
Undernourishment			Neutral
Depth of food deficit			Neutral
Maternal mortality rate			Neutral
Stillbirth rate			Neutral
Child mortality rate			Neutral
Deaths from infectious diseases			Neutral

Access to Basic Knowledge	Score (100)	Rank (132)	Relative Strength
	95.10	39	Relative Strength
Adult literacy rate			Relative Weakness
Primary school enrollment			Relative Strength
Lower secondary school enrollment			Neutral
Upper secondary school enrollment			Relative Strength
Gender parity in secondary enrollment			Neutral

Personal Rights	Score (100)	Rank (132)	Relative Strength
	72.32	39	Neutral
Political rights			Relative Strength
Freedom of speech			Relative Weakness
Freedom of assembly/association			Relative Strength
Freedom of movement			Neutral
Private property rights			Relative Strength

Water and Sanitation	Score (100)	Rank (132)	Relative Strength
	96.55	31	Neutral
Access to piped water			Neutral
Rural vs. urban access to improved water source			Relative Strength
Access to improved sanitation facilities			Neutral

Access to Information and Communications	Score (100)	Rank (132)	Relative Strength
	65.06	58	Neutral
Mobile telephone subscriptions			Neutral
Internet users			Neutral
Press Freedom Index			Neutral

Personal Freedom and Choice	Score (100)	Rank (132)	Relative Strength
	82.39	20	Relative Strength
Freedom over life choices			Neutral
Freedom of religion			Relative Strength
Modern slavery, human trafficking, child marriage			Neutral
Satisfied demand for contraception			Relative Strength
Corruption			Relative Strength

Shelter	Score (100)	Rank (132)	Relative Strength
	78.40	35	Neutral
Availability of affordable housing			Neutral
Access to electricity			Neutral
Quality of electricity supply			Neutral
Indoor air pollution attributable deaths			Neutral

Health and Wellness	Score (100)	Rank (132)	Relative Strength
	76.73	43	Neutral
Life expectancy			Neutral
Non-communicable disease deaths between 30 and 70			Neutral
Obesity rate			Relative Strength
Outdoor air pollution attributable deaths			Relative Strength
Suicide rate			Neutral

Tolerance and Inclusion	Score (100)	Rank (132)	Relative Strength
	62.87	29	Relative Strength
Women treated with respect			Relative Strength
Tolerance for immigrants			Relative Strength
Tolerance for homosexuals			Neutral
Discrimination and violence against minorities			Relative Strength
Religious tolerance			Neutral
Community safety net			Neutral

Personal Safety	Score (100)	Rank (132)	Relative Strength
	77.28	32	Relative Strength
Homicide rate			Neutral
Level of violent crime			Relative Strength
Perceived criminality			Relative Strength
Political terror			Relative Strength
Traffic deaths			Neutral

Ecosystem Sustainability	Score (100)	Rank (132)	Relative Strength
	48.82	82	Neutral
Greenhouse gas emissions			Neutral
Water withdrawals as a percent of resources			n/a
Biodiversity and habitat			Neutral

Access to Advanced Education	Score (100)	Rank (132)	Relative Strength
	35.24	80	Relative Weakness
Years of tertiary schooling			Relative Weakness
Women's average years in school			Relative Weakness
Inequality in the attainment of education			Neutral
Number of globally ranked universities			Neutral

■ Relative Strength   
 ■ Neutral   
 ■ Relative Weakness   
 n/a – no data available

**Strengths and weaknesses are relative to 15 countries of similar GDP:**

Mexico, Belarus, Lebanon, Turkey, Uruguay, Bulgaria, Botswana, Kazakhstan, Panama, Argentina, Venezuela, Romania, Malaysia, Costa Rica, and Russia

# Social Progress Index rank: 54/132

GDP per capita rank: 46/132

MEXICO



BASIC HUMAN NEEDS	Score (100)	Rank (132)	Relative Strength
	74.18	66	Neutral

FOUNDATIONS OF WELLBEING	Score (100)	Rank (132)	Relative Strength
	67.37	72	Neutral

OPPORTUNITY	Score (100)	Rank (132)	Relative Strength
	57.67	47	Neutral

Nutrition and Basic Medical Care	Score (100)	Rank (132)	Relative Strength
	95.50	42	Neutral
Undernourishment			Neutral
Depth of food deficit			Neutral
Maternal mortality rate			Neutral
Stillbirth rate			Relative Strength
Child mortality rate			Neutral
Deaths from infectious diseases			Neutral

Access to Basic Knowledge	Score (100)	Rank (132)	Relative Strength
	91.19	68	Neutral
Adult literacy rate			Neutral
Primary school enrollment			Neutral
Lower secondary school enrollment			Neutral
Upper secondary school enrollment			Relative Weakness
Gender parity in secondary enrollment			Neutral

Personal Rights	Score (100)	Rank (132)	Relative Strength
	71.52	40	Neutral
Political rights			Neutral
Freedom of speech			Neutral
Freedom of assembly/association			Relative Strength
Freedom of movement			Neutral
Private property rights			Neutral

Water and Sanitation	Score (100)	Rank (132)	Relative Strength
	87.86	56	Neutral
Access to piped water			Neutral
Rural vs. urban access to improved water source			Neutral
Access to improved sanitation facilities			Neutral

Access to Information and Communications	Score (100)	Rank (132)	Relative Strength
	52.65	87	Relative Weakness
Mobile telephone subscriptions			Relative Weakness
Internet users			Relative Weakness
Press Freedom Index			Relative Weakness

Personal Freedom and Choice	Score (100)	Rank (132)	Relative Strength
	71.53	47	Neutral
Freedom over life choices			Neutral
Freedom of religion			Neutral
Modern slavery, human trafficking, child marriage			Neutral
Satisfied demand for contraception			Neutral
Corruption			Neutral

Shelter	Score (100)	Rank (132)	Relative Strength
	78.73	34	Neutral
Availability of affordable housing			Relative Strength
Access to electricity			Neutral
Quality of electricity supply			Neutral
Indoor air pollution attributable deaths			Neutral

Health and Wellness	Score (100)	Rank (132)	Relative Strength
	75.08	54	Neutral
Life expectancy			Neutral
Non-communicable disease deaths between 30 and 70			Neutral
Obesity rate			Relative Weakness
Outdoor air pollution attributable deaths			Neutral
Suicide rate			Neutral

Tolerance and Inclusion	Score (100)	Rank (132)	Relative Strength
	44.50	82	Neutral
Women treated with respect			Neutral
Tolerance for immigrants			Neutral
Tolerance for homosexuals			Neutral
Discrimination and violence against minorities			Neutral
Religious tolerance			Relative Weakness
Community safety net			Relative Weakness

Personal Safety	Score (100)	Rank (132)	Relative Strength
	34.61	124	Relative Weakness
Homicide rate			Relative Weakness
Level of violent crime			Relative Weakness
Perceived criminality			Relative Weakness
Political terror			Relative Weakness
Traffic deaths			Neutral

Ecosystem Sustainability	Score (100)	Rank (132)	Relative Strength
	50.57	76	Neutral
Greenhouse gas emissions			Neutral
Water withdrawals as a percent of resources			Relative Weakness
Biodiversity and habitat			Neutral

Access to Advanced Education	Score (100)	Rank (132)	Relative Strength
	43.14	59	Neutral
Years of tertiary schooling			Neutral
Women's average years in school			Relative Weakness
Inequality in the attainment of education			Relative Weakness
Number of globally ranked universities			Relative Strength

■ Relative Strength   
 ■ Neutral   
 ■ Relative Weakness   
 n/a – no data available

**Strengths and weaknesses are relative to 15 countries of similar GDP:**

Mauritius, Belarus, Lebanon, Turkey, Uruguay, Bulgaria, Botswana, Kazakhstan, Panama, Argentina, Venezuela, Romania, Malaysia, Costa Rica, and Russia



# Social Progress Index rank: 81/132

GDP per capita rank: 96/132

MOLDOVA



BASIC HUMAN NEEDS	Score (100)	Rank (132)	Indicator
	72.65	71	

FOUNDATIONS OF WELLBEING	Score (100)	Rank (132)	Indicator
	59.66	99	

OPPORTUNITY	Score (100)	Rank (132)	Indicator
	48.04	75	

Nutrition and Basic Medical Care	Score	Rank	Indicator
	89.16	75	
Undernourishment			
Depth of food deficit			
Maternal mortality rate			
Stillbirth rate			
Child mortality rate			
Deaths from infectious diseases			

Access to Basic Knowledge	Score	Rank	Indicator
	87.02	83	
Adult literacy rate			
Primary school enrollment			
Lower secondary school enrollment			
Upper secondary school enrollment			
Gender parity in secondary enrollment			

Personal Rights	Score	Rank	Indicator
	48.45	80	
Political rights			
Freedom of speech			
Freedom of assembly/association			
Freedom of movement			
Private property rights			

Water and Sanitation	Score	Rank	Indicator
	77.94	75	
Access to piped water			
Rural vs. urban access to improved water source			
Access to improved sanitation facilities			

Access to Information and Communications	Score	Rank	Indicator
	65.68	56	
Mobile telephone subscriptions			
Internet users			
Press Freedom Index			

Personal Freedom and Choice	Score	Rank	Indicator
	56.62	111	
Freedom over life choices			
Freedom of religion			
Modern slavery, human trafficking, child marriage			
Satisfied demand for contraception			
Corruption			

Shelter	Score	Rank	Indicator
	57.49	86	
Availability of affordable housing			
Access to electricity			
Quality of electricity supply			
Indoor air pollution attributable deaths			

Health and Wellness	Score	Rank	Indicator
	58.00	128	
Life expectancy			
Non-communicable disease deaths between 30 and 70			
Obesity rate			
Outdoor air pollution attributable deaths			
Suicide rate			

Tolerance and Inclusion	Score	Rank	Indicator
	38.48	101	
Women treated with respect			
Tolerance for immigrants			
Tolerance for homosexuals			
Discrimination and violence against minorities			
Religious tolerance			
Community safety net			

Personal Safety	Score	Rank	Indicator
	65.99	55	
Homicide rate			
Level of violent crime			
Perceived criminality			
Political terror			
Traffic deaths			

Ecosystem Sustainability	Score	Rank	Indicator
	27.95	124	
Greenhouse gas emissions			
Water withdrawals as a percent of resources			
Biodiversity and habitat			

Access to Advanced Education	Score	Rank	Indicator
	48.62	45	
Years of tertiary schooling			
Women's average years in school			
Inequality in the attainment of education			
Number of globally ranked universities			

Relative Strength    Neutral    Relative Weakness    n/a – no data available

Strengths and weaknesses are relative to 15 countries of similar GDP:

Guyana, Uzbekistan, India, Laos, Pakistan, Nicaragua, Nigeria, Honduras, Mauritania, Iraq, Cambodia, Yemen, Philippines, Congo, Republic of, and Kyrgyzstan

# Social Progress Index rank: 89/132

GDP per capita rank: 83/132

MONGOLIA



BASIC HUMAN NEEDS	Score (100)	Rank (132)	Relative Strength
	53.67	102	W

FOUNDATIONS OF WELLBEING	Score (100)	Rank (132)	Relative Strength
	63.67	85	N

OPPORTUNITY	Score (100)	Rank (132)	Relative Strength
	59.56	42	S

Nutrition and Basic Medical Care	Score (100)	Rank (132)	Relative Strength
	82.01	87	N
Undernourishment			N
Depth of food deficit			N
Maternal mortality rate			N
Stillbirth rate			S
Child mortality rate			N
Deaths from infectious diseases			N

Access to Basic Knowledge	Score (100)	Rank (132)	Relative Strength
	97.20	27	S
Adult literacy rate			N
Primary school enrollment			N
Lower secondary school enrollment			N
Upper secondary school enrollment			S
Gender parity in secondary enrollment			N

Personal Rights	Score (100)	Rank (132)	Relative Strength
	73.57	35	S
Political rights			S
Freedom of speech			N
Freedom of assembly/association			S
Freedom of movement			S
Private property rights			N

Water and Sanitation	Score (100)	Rank (132)	Relative Strength
	31.24	118	W
Access to piped water			W
Rural vs. urban access to improved water source			W
Access to improved sanitation facilities			W

Access to Information and Communications	Score (100)	Rank (132)	Relative Strength
	57.31	81	N
Mobile telephone subscriptions			N
Internet users			N
Press Freedom Index			S

Personal Freedom and Choice	Score (100)	Rank (132)	Relative Strength
	66.90	66	N
Freedom over life choices			N
Freedom of religion			N
Modern slavery, human trafficking, child marriage			N
Satisfied demand for contraception			N
Corruption			N

Shelter	Score (100)	Rank (132)	Relative Strength
	36.39	105	W
Availability of affordable housing			W
Access to electricity			N
Quality of electricity supply			N
Indoor air pollution attributable deaths			W

Health and Wellness	Score (100)	Rank (132)	Relative Strength
	65.74	110	W
Life expectancy			N
Non-communicable disease deaths between 30 and 70			W
Obesity rate			N
Outdoor air pollution attributable deaths			W
Suicide rate			W

Tolerance and Inclusion	Score (100)	Rank (132)	Relative Strength
	55.33	49	S
Women treated with respect			N
Tolerance for immigrants			N
Tolerance for homosexuals			N
Discrimination and violence against minorities			S
Religious tolerance			N
Community safety net			S

Personal Safety	Score (100)	Rank (132)	Relative Strength
	65.05	58	S
Homicide rate			N
Level of violent crime			N
Perceived criminality			S
Political terror			N
Traffic deaths			N

Ecosystem Sustainability	Score (100)	Rank (132)	Relative Strength
	34.43	116	W
Greenhouse gas emissions			W
Water withdrawals as a percent of resources			W
Biodiversity and habitat			N

Access to Advanced Education	Score (100)	Rank (132)	Relative Strength
	42.44	63	S
Years of tertiary schooling			N
Women's average years in school			N
Inequality in the attainment of education			S
Number of globally ranked universities			N

■ Relative Strength   
 ■ Neutral   
 ■ Relative Weakness   
 n/a – no data available

**Strengths and weaknesses are relative to 15 countries of similar GDP:**

Morocco, Bolivia, Swaziland, Guatemala, Georgia, Indonesia, Angola, Jordan, Paraguay, Sri Lanka, Congo, Republic of, Philippines, Iraq, Honduras, and Egypt

**SOCIAL  
PROGRESS  
IMPERATIVE**

www.socialprogressimperative.org

# Social Progress Index rank: 53/132

GDP per capita rank: 55/132

## MONTENEGRO



BASIC HUMAN NEEDS	Score (100)	Rank (132)	Color
	78.91	51	Yellow

FOUNDATIONS OF WELLBEING	Score (100)	Rank (132)	Color
	69.01	65	Yellow

OPPORTUNITY	Score (100)	Rank (132)	Color
	52.48	65	Yellow

Nutrition and Basic Medical Care	Score (100)	Rank (132)	Color
	97.27	32	Yellow
Undernourishment			Yellow
Depth of food deficit			Yellow
Maternal mortality rate			Yellow
Stillbirth rate			Yellow
Child mortality rate			Green
Deaths from infectious diseases			Yellow

Access to Basic Knowledge	Score (100)	Rank (132)	Color
	96.05	34	Green
Adult literacy rate			Yellow
Primary school enrollment			Green
Lower secondary school enrollment			Red
Upper secondary school enrollment			Yellow
Gender parity in secondary enrollment			Yellow

Personal Rights	Score (100)	Rank (132)	Color
	61.37	61	Yellow
Political rights			Yellow
Freedom of speech			Yellow
Freedom of assembly/association			Yellow
Freedom of movement			Yellow
Private property rights			Yellow

Water and Sanitation	Score (100)	Rank (132)	Color
	91.21	50	Yellow
Access to piped water			Yellow
Rural vs. urban access to improved water source			Yellow
Access to improved sanitation facilities			Yellow

Access to Information and Communications	Score (100)	Rank (132)	Color
	69.86	43	Yellow
Mobile telephone subscriptions			Yellow
Internet users			Green
Press Freedom Index			Yellow

Personal Freedom and Choice	Score (100)	Rank (132)	Color
	60.61	96	Red
Freedom over life choices			Red
Freedom of religion			Yellow
Modern slavery, human trafficking, child marriage			Yellow
Satisfied demand for contraception			Red
Corruption			Yellow

Shelter	Score (100)	Rank (132)	Color
	58.66	84	Red
Availability of affordable housing			Red
Access to electricity			Yellow
Quality of electricity supply			Yellow
Indoor air pollution attributable deaths			Red

Health and Wellness	Score (100)	Rank (132)	Color
	68.01	102	Yellow
Life expectancy			Yellow
Non-communicable disease deaths between 30 and 70			Yellow
Obesity rate			Yellow
Outdoor air pollution attributable deaths			n/a
Suicide rate			Red

Tolerance and Inclusion	Score (100)	Rank (132)	Color
	39.40	98	Red
Women treated with respect			Yellow
Tolerance for immigrants			Yellow
Tolerance for homosexuals			Red
Discrimination and violence against minorities			Yellow
Religious tolerance			Red
Community safety net			Red

Personal Safety	Score (100)	Rank (132)	Color
	68.52	47	Yellow
Homicide rate			Yellow
Level of violent crime			Yellow
Perceived criminality			Yellow
Political terror			Green
Traffic deaths			Yellow

Ecosystem Sustainability	Score (100)	Rank (132)	Color
	42.11	98	Red
Greenhouse gas emissions			Red
Water withdrawals as a percent of resources			Green
Biodiversity and habitat			Yellow

Access to Advanced Education	Score (100)	Rank (132)	Color
	48.54	46	Green
Years of tertiary schooling			n/a
Women's average years in school			Yellow
Inequality in the attainment of education			Green
Number of globally ranked universities			Yellow

■ Relative Strength   
 ■ Neutral   
 ■ Relative Weakness   
 n/a – no data available

**Strengths and weaknesses are relative to 15 countries of similar GDP:**

Iran, Brazil, Costa Rica, South Africa, Romania, Serbia, Venezuela, Argentina, Peru, Macedonia, Kazakhstan, Colombia, Bulgaria, Azerbaijan, and Dominican Republic

# Social Progress Index rank: 91/132

GDP per capita rank: 84/132

MOROCCO



BASIC HUMAN NEEDS	Score (100)	Rank (132)	Indicator
	71.86	73	

FOUNDATIONS OF WELLBEING	Score (100)	Rank (132)	Indicator
	62.57	90	

OPPORTUNITY	Score (100)	Rank (132)	Indicator
	39.60	107	

Nutrition and Basic Medical Care	Score	Rank	Indicator
	87.74	78	
Undernourishment			
Depth of food deficit			
Maternal mortality rate			
Stillbirth rate			
Child mortality rate			
Deaths from infectious diseases			

Access to Basic Knowledge	Score	Rank	Indicator
	76.68	99	
Adult literacy rate			
Primary school enrollment			
Lower secondary school enrollment			
Upper secondary school enrollment			
Gender parity in secondary enrollment			

Personal Rights	Score	Rank	Indicator
	41.60	91	
Political rights			
Freedom of speech			
Freedom of assembly/association			
Freedom of movement			
Private property rights			

Water and Sanitation	Score	Rank	Indicator
	54.56	96	
Access to piped water			
Rural vs. urban access to improved water source			
Access to improved sanitation facilities			

Access to Information and Communications	Score	Rank	Indicator
	63.71	61	
Mobile telephone subscriptions			
Internet users			
Press Freedom Index			

Personal Freedom and Choice	Score	Rank	Indicator
	64.82	74	
Freedom over life choices			
Freedom of religion			
Modern slavery, human trafficking, child marriage			
Satisfied demand for contraception			
Corruption			

Shelter	Score	Rank	Indicator
	76.18	47	
Availability of affordable housing			
Access to electricity			
Quality of electricity supply			
Indoor air pollution attributable deaths			

Health and Wellness	Score	Rank	Indicator
	75.37	51	
Life expectancy			
Non-communicable disease deaths between 30 and 70			
Obesity rate			
Outdoor air pollution attributable deaths			
Suicide rate			

Tolerance and Inclusion	Score	Rank	Indicator
	37.61	104	
Women treated with respect			
Tolerance for immigrants			
Tolerance for homosexuals			
Discrimination and violence against minorities			
Religious tolerance			
Community safety net			

Personal Safety	Score	Rank	Indicator
	68.95	45	
Homicide rate			
Level of violent crime			
Perceived criminality			
Political terror			
Traffic deaths			

Ecosystem Sustainability	Score	Rank	Indicator
	34.54	114	
Greenhouse gas emissions			
Water withdrawals as a percent of resources			
Biodiversity and habitat			

Access to Advanced Education	Score	Rank	Indicator
	14.37	116	
Years of tertiary schooling			
Women's average years in school			
Inequality in the attainment of education			
Number of globally ranked universities			

Relative Strength Neutral Relative Weakness n/a – no data available

Strengths and weaknesses are relative to 15 countries of similar GDP:

Bolivia, Swaziland, Mongolia, Guatemala, Indonesia, Georgia, Angola, Jordan, Paraguay, Congo, Republic of, Philippines, Sri Lanka, Iraq, Honduras, and Nicaragua



# Social Progress Index rank: 117/132

GDP per capita rank: 126/132

## MOZAMBIQUE



BASIC HUMAN NEEDS	Score (100)	Rank (132)	
	41.19	119	

FOUNDATIONS OF WELLBEING	Score (100)	Rank (132)	
	49.86	120	

OPPORTUNITY	Score (100)	Rank (132)	
	44.64	87	

Nutrition and Basic Medical Care	Score	Rank	
	51.37	128	
Undernourishment			
Depth of food deficit			
Maternal mortality rate			
Stillbirth rate			
Child mortality rate			
Deaths from infectious diseases			

Access to Basic Knowledge	Score	Rank	
	54.21	118	
Adult literacy rate			
Primary school enrollment			
Lower secondary school enrollment			
Upper secondary school enrollment			
Gender parity in secondary enrollment			

Personal Rights	Score	Rank	
	45.20	86	
Political rights			
Freedom of speech			
Freedom of assembly/association			
Freedom of movement			
Private property rights			

Water and Sanitation	Score	Rank	
	17.36	128	
Access to piped water			
Rural vs. urban access to improved water source			
Access to improved sanitation facilities			

Access to Information and Communications	Score	Rank	
	31.1	125	
Mobile telephone subscriptions			
Internet users			
Press Freedom Index			

Personal Freedom and Choice	Score	Rank	
	54.33	119	
Freedom over life choices			
Freedom of religion			
Modern slavery, human trafficking, child marriage			
Satisfied demand for contraception			
Corruption			

Shelter	Score	Rank	
	34.36	110	
Availability of affordable housing			
Access to electricity			
Quality of electricity supply			
Indoor air pollution attributable deaths			

Health and Wellness	Score	Rank	
	60.40	124	
Life expectancy			
Non-communicable disease deaths between 30 and 70			
Obesity rate			
Outdoor air pollution attributable deaths			
Suicide rate			

Tolerance and Inclusion	Score	Rank	
	60.07	38	
Women treated with respect			
Tolerance for immigrants			
Tolerance for homosexuals			
Discrimination and violence against minorities			
Religious tolerance			
Community safety net			

Personal Safety	Score	Rank	
	61.68	65	
Homicide rate			
Level of violent crime			
Perceived criminality			
Political terror			
Traffic deaths			

Ecosystem Sustainability	Score	Rank	
	53.73	70	
Greenhouse gas emissions			
Water withdrawals as a percent of resources			
Biodiversity and habitat			

Access to Advanced Education	Score	Rank	
	18.96	106	
Years of tertiary schooling			
Women's average years in school			
Inequality in the attainment of education			
Number of globally ranked universities			

Relative Strength    Neutral    Relative Weakness    n/a – no data available

**Strengths and weaknesses are relative to 15 countries of similar GDP:**

Togo, Guinea, Madagascar, Central African Republic, Mali, Niger, Malawi, Uganda, Rwanda, Liberia, Nepal, Burundi, Burkina Faso, Benin, and Tanzania

# Social Progress Index rank: 78/132

GDP per capita rank: 74/132

NAMIBIA



BASIC HUMAN NEEDS	Score (100)	Rank (132)	Indicator
	59.01	96	Relative Weakness

FOUNDATIONS OF WELLBEING	Score (100)	Rank (132)	Indicator
	69.10	64	Neutral

OPPORTUNITY	Score (100)	Rank (132)	Indicator
	55.46	53	Neutral

Nutrition and Basic Medical Care	Score (100)	Rank (132)	Indicator
	69.01	104	Relative Weakness
Undernourishment			Relative Weakness
Depth of food deficit			Relative Weakness
Maternal mortality rate			Relative Weakness
Stillbirth rate			Neutral
Child mortality rate			Relative Weakness
Deaths from infectious diseases			Relative Weakness

Access to Basic Knowledge	Score (100)	Rank (132)	Indicator
	77.54	96	Relative Weakness
Adult literacy rate			Relative Weakness
Primary school enrollment			Relative Weakness
Lower secondary school enrollment			Relative Weakness
Upper secondary school enrollment			Relative Weakness
Gender parity in secondary enrollment			Neutral

Personal Rights	Score (100)	Rank (132)	Indicator
	70.15	42	Relative Strength
Political rights			Neutral
Freedom of speech			Relative Strength
Freedom of assembly/association			Relative Strength
Freedom of movement			Relative Strength
Private property rights			Neutral

Water and Sanitation	Score (100)	Rank (132)	Indicator
	55.66	95	Relative Weakness
Access to piped water			Relative Weakness
Rural vs. urban access to improved water source			Neutral
Access to improved sanitation facilities			Relative Weakness

Access to Information and Communications	Score (100)	Rank (132)	Indicator
	65.63	57	Neutral
Mobile telephone subscriptions			Neutral
Internet users			Relative Weakness
Press Freedom Index			Relative Strength

Personal Freedom and Choice	Score (100)	Rank (132)	Indicator
	70.25	52	Neutral
Freedom over life choices			Relative Strength
Freedom of religion			Relative Strength
Modern slavery, human trafficking, child marriage			Relative Weakness
Satisfied demand for contraception			Neutral
Corruption			Relative Strength

Shelter	Score (100)	Rank (132)	Indicator
	55.86	89	Neutral
Availability of affordable housing			Neutral
Access to electricity			Relative Weakness
Quality of electricity supply			Neutral
Indoor air pollution attributable deaths			Neutral

Health and Wellness	Score (100)	Rank (132)	Indicator
	71.34	80	Neutral
Life expectancy			Relative Weakness
Non-communicable disease deaths between 30 and 70			Relative Weakness
Obesity rate			Relative Strength
Outdoor air pollution attributable deaths			Neutral
Suicide rate			Neutral

Tolerance and Inclusion	Score (100)	Rank (132)	Indicator
	54.84	50	Relative Strength
Women treated with respect			n/a
Tolerance for immigrants			Relative Strength
Tolerance for homosexuals			Relative Strength
Discrimination and violence against minorities			Relative Strength
Religious tolerance			Relative Strength
Community safety net			Neutral

Personal Safety	Score (100)	Rank (132)	Indicator
	55.52	80	Neutral
Homicide rate			Relative Weakness
Level of violent crime			Neutral
Perceived criminality			Neutral
Political terror			Relative Strength
Traffic deaths			Relative Weakness

Ecosystem Sustainability	Score (100)	Rank (132)	Indicator
	61.90	43	Relative Strength
Greenhouse gas emissions			Relative Weakness
Water withdrawals as a percent of resources			Neutral
Biodiversity and habitat			Relative Strength

Access to Advanced Education	Score (100)	Rank (132)	Indicator
	26.61	93	Relative Weakness
Years of tertiary schooling			Relative Weakness
Women's average years in school			Neutral
Inequality in the attainment of education			Relative Weakness
Number of globally ranked universities			Neutral

■ Relative Strength    
 ■ Neutral    
 ■ Relative Weakness    
 n/a – no data available

**Strengths and weaknesses are relative to 15 countries of similar GDP:**

Ukraine, El Salvador, Jamaica, Egypt, Bosnia and Herzegovina, Armenia, Algeria, Sri Lanka, Paraguay, Jordan, Angola, Georgia, China, Albania, and Mongolia

# Social Progress Index rank: 101/132

GDP per capita rank: 119/132

NEPAL



BASIC HUMAN NEEDS	Score (100)	Rank (132)	Color
	57.13	99	Green

FOUNDATIONS OF WELLBEING	Score (100)	Rank (132)	Color
	60.12	98	Yellow

OPPORTUNITY	Score (100)	Rank (132)	Color
	37.49	115	Yellow

Nutrition and Basic Medical Care	Score	Rank	Color
	77.14	92	Green
Undernourishment			Yellow
Depth of food deficit			Yellow
Maternal mortality rate			Green
Stillbirth rate			Yellow
Child mortality rate			Green
Deaths from infectious diseases			Green

Access to Basic Knowledge	Score	Rank	Color
	79.19	94	Green
Adult literacy rate			Yellow
Primary school enrollment			Yellow
Lower secondary school enrollment			Green
Upper secondary school enrollment			Green
Gender parity in secondary enrollment			Yellow

Personal Rights	Score	Rank	Color
	47.80	83	Yellow
Political rights			Yellow
Freedom of speech			Yellow
Freedom of assembly/association			Red
Freedom of movement			Green
Private property rights			Yellow

Water and Sanitation	Score	Rank	Color
	51.84	101	Green
Access to piped water			Green
Rural vs. urban access to improved water source			Green
Access to improved sanitation facilities			Yellow

Access to Information and Communications	Score	Rank	Color
	41.35	107	Yellow
Mobile telephone subscriptions			Yellow
Internet users			Green
Press Freedom Index			Yellow

Personal Freedom and Choice	Score	Rank	Color
	54.21	120	Yellow
Freedom over life choices			Red
Freedom of religion			Yellow
Modern slavery, human trafficking, child marriage			Red
Satisfied demand for contraception			Green
Corruption			Yellow

Shelter	Score	Rank	Color
	34.90	108	Yellow
Availability of affordable housing			Green
Access to electricity			Green
Quality of electricity supply			Red
Indoor air pollution attributable deaths			Red

Health and Wellness	Score	Rank	Color
	73.79	67	Yellow
Life expectancy			Green
Non-communicable disease deaths between 30 and 70			Green
Obesity rate			Green
Outdoor air pollution attributable deaths			Green
Suicide rate			Red

Tolerance and Inclusion	Score	Rank	Color
	38.28	103	Yellow
Women treated with respect			Red
Tolerance for immigrants			Yellow
Tolerance for homosexuals			Green
Discrimination and violence against minorities			Red
Religious tolerance			Yellow
Community safety net			Yellow

Personal Safety	Score	Rank	Color
	64.64	60	Green
Homicide rate			Green
Level of violent crime			Yellow
Perceived criminality			Green
Political terror			Red
Traffic deaths			Green

Ecosystem Sustainability	Score	Rank	Color
	46.15	88	Red
Greenhouse gas emissions			Yellow
Water withdrawals as a percent of resources			Red
Biodiversity and habitat			Yellow

Access to Advanced Education	Score	Rank	Color
	9.68	122	Yellow
Years of tertiary schooling			Yellow
Women's average years in school			Yellow
Inequality in the attainment of education			Red
Number of globally ranked universities			Yellow

■ Relative Strength    
 ■ Neutral    
 ■ Relative Weakness    
 n/a – no data available

**Strengths and weaknesses are relative to 15 countries of similar GDP:**

Burkina Faso, Benin, Tanzania, Rwanda, Uganda, Zambia, Mali, Kenya, Central African Republic, Bangladesh, Guinea, Togo, Mozambique, Senegal, and Lesotho

**SOCIAL  
PROGRESS  
IMPERATIVE**

www.socialprogressimperative.org

# Social Progress Index rank: 4/132

GDP per capita rank: 6/132

## NETHERLANDS



BASIC HUMAN NEEDS	Score (100)	Rank (132)	Relative Strength
	93.91	8	Neutral

FOUNDATIONS OF WELLBEING	Score (100)	Rank (132)	Relative Strength
	87.56	3	Relative Strength

OPPORTUNITY	Score (100)	Rank (132)	Relative Strength
	80.63	11	Neutral

Nutrition and Basic Medical Care	Score (100)	Rank (132)	Relative Strength
	98.16	17	Neutral
Undernourishment			Neutral
Depth of food deficit			Neutral
Maternal mortality rate			Neutral
Stillbirth rate			Neutral
Child mortality rate			Neutral
Deaths from infectious diseases			Neutral

Access to Basic Knowledge	Score (100)	Rank (132)	Relative Strength
	99.26	6	Neutral
Adult literacy rate			Neutral
Primary school enrollment			Neutral
Lower secondary school enrollment			Neutral
Upper secondary school enrollment			Neutral
Gender parity in secondary enrollment			Neutral

Personal Rights	Score (100)	Rank (132)	Relative Strength
	87.96	9	Neutral
Political rights			Neutral
Freedom of speech			Neutral
Freedom of assembly/association			Neutral
Freedom of movement			Neutral
Private property rights			Neutral

Water and Sanitation	Score (100)	Rank (132)	Relative Strength
	100.00	1	Neutral
Access to piped water			Neutral
Rural vs. urban access to improved water source			Neutral
Access to improved sanitation facilities			Neutral

Access to Information and Communications	Score (100)	Rank (132)	Relative Strength
	97.83	4	Relative Strength
Mobile telephone subscriptions			Neutral
Internet users			Relative Strength
Press Freedom Index			Relative Strength

Personal Freedom and Choice	Score (100)	Rank (132)	Relative Strength
	89.44	9	Neutral
Freedom over life choices			Neutral
Freedom of religion			Neutral
Modern slavery, human trafficking, child marriage			Neutral
Satisfied demand for contraception			Neutral
Corruption			Neutral

Shelter	Score (100)	Rank (132)	Relative Strength
	88.92	4	Neutral
Availability of affordable housing			Neutral
Access to electricity			Neutral
Quality of electricity supply			Neutral
Indoor air pollution attributable deaths			Neutral

Health and Wellness	Score (100)	Rank (132)	Relative Strength
	81.29	10	Neutral
Life expectancy			Neutral
Non-communicable disease deaths between 30 and 70			Neutral
Obesity rate			Neutral
Outdoor air pollution attributable deaths			Relative Weakness
Suicide rate			Neutral

Tolerance and Inclusion	Score (100)	Rank (132)	Relative Strength
	75.45	10	Neutral
Women treated with respect			Neutral
Tolerance for immigrants			Neutral
Tolerance for homosexuals			Relative Strength
Discrimination and violence against minorities			Neutral
Religious tolerance			Relative Weakness
Community safety net			Neutral

Personal Safety	Score (100)	Rank (132)	Relative Strength
	88.56	12	Neutral
Homicide rate			Neutral
Level of violent crime			Relative Weakness
Perceived criminality			Neutral
Political terror			Neutral
Traffic deaths			Neutral

Ecosystem Sustainability	Score (100)	Rank (132)	Relative Strength
	71.85	18	Relative Strength
Greenhouse gas emissions			Neutral
Water withdrawals as a percent of resources			Neutral
Biodiversity and habitat			Relative Strength

Access to Advanced Education	Score (100)	Rank (132)	Relative Strength
	69.67	10	Neutral
Years of tertiary schooling			Neutral
Women's average years in school			Neutral
Inequality in the attainment of education			Relative Weakness
Number of globally ranked universities			Neutral

■ Relative Strength   
 ■ Neutral   
 ■ Relative Weakness   
 n/a – no data available

**Strengths and weaknesses are relative to 15 countries of similar GDP:**

United Arab Emirates, Austria, Ireland, Canada, Australia, Sweden, Germany, Iceland, Switzerland, Kuwait, United Kingdom, Belgium, Denmark, Finland, and Japan



# Social Progress Index rank: 1/132

GDP per capita rank: 25/132

NEW ZEALAND



BASIC HUMAN NEEDS	Score (100)	Rank (132)	Relative Strength
	91.74	18	Neutral

FOUNDATIONS OF WELLBEING	Score (100)	Rank (132)	Relative Strength
	84.97	6	Relative Strength

OPPORTUNITY	Score (100)	Rank (132)	Relative Strength
	88.01	1	Relative Strength

Nutrition and Basic Medical Care	Score (100)	Rank (132)	Relative Strength
	97.57	28	Neutral
Undernourishment			Neutral
Depth of food deficit			Neutral
Maternal mortality rate			Relative Weakness
Stillbirth rate			Neutral
Child mortality rate			Neutral
Deaths from infectious diseases			Neutral

Access to Basic Knowledge	Score (100)	Rank (132)	Relative Strength
	99.49	2	Relative Strength
Adult literacy rate			Neutral
Primary school enrollment			Neutral
Lower secondary school enrollment			Neutral
Upper secondary school enrollment			Neutral
Gender parity in secondary enrollment			Neutral

Personal Rights	Score (100)	Rank (132)	Relative Strength
	98.80	1	Relative Strength
Political rights			Neutral
Freedom of speech			Relative Strength
Freedom of assembly/association			Neutral
Freedom of movement			Neutral
Private property rights			Relative Strength

Water and Sanitation	Score (100)	Rank (132)	Relative Strength
	100.00	1	Relative Strength
Access to piped water			Neutral
Rural vs. urban access to improved water source			Neutral
Access to improved sanitation facilities			n/a

Access to Information and Communications	Score (100)	Rank (132)	Relative Strength
	96.74	7	Relative Strength
Mobile telephone subscriptions			Neutral
Internet users			Relative Strength
Press Freedom Index			Relative Strength

Personal Freedom and Choice	Score (100)	Rank (132)	Relative Strength
	94.00	1	Relative Strength
Freedom over life choices			Relative Strength
Freedom of religion			Neutral
Modern slavery, human trafficking, child marriage			Neutral
Satisfied demand for contraception			Neutral
Corruption			Relative Strength

Shelter	Score (100)	Rank (132)	Relative Strength
	83.23	21	Neutral
Availability of affordable housing			Neutral
Access to electricity			Neutral
Quality of electricity supply			Neutral
Indoor air pollution attributable deaths			Neutral

Health and Wellness	Score (100)	Rank (132)	Relative Strength
	77.81	35	Neutral
Life expectancy			Neutral
Non-communicable disease deaths between 30 and 70			Neutral
Obesity rate			Neutral
Outdoor air pollution attributable deaths			Neutral
Suicide rate			Neutral

Tolerance and Inclusion	Score (100)	Rank (132)	Relative Strength
	82.41	4	Relative Strength
Women treated with respect			Relative Strength
Tolerance for immigrants			Relative Strength
Tolerance for homosexuals			Relative Strength
Discrimination and violence against minorities			Neutral
Religious tolerance			Relative Strength
Community safety net			Relative Strength

Personal Safety	Score (100)	Rank (132)	Relative Strength
	86.13	17	Neutral
Homicide rate			Neutral
Level of violent crime			Neutral
Perceived criminality			Neutral
Political terror			Neutral
Traffic deaths			Neutral

Ecosystem Sustainability	Score (100)	Rank (132)	Relative Strength
	65.84	32	Neutral
Greenhouse gas emissions			Neutral
Water withdrawals as a percent of resources			Relative Strength
Biodiversity and habitat			Neutral

Access to Advanced Education	Score (100)	Rank (132)	Relative Strength
	76.84	4	Relative Strength
Years of tertiary schooling			Relative Strength
Women's average years in school			Neutral
Inequality in the attainment of education			n/a
Number of globally ranked universities			Neutral

■ Relative Strength   
 ■ Neutral   
 ■ Relative Weakness   
 n/a – no data available

**Strengths and weaknesses are relative to 15 countries of similar GDP:**

Italy, Spain, Slovenia, Israel, Saudi Arabia, Czech Republic, Korea, Republic of, Trinidad and Tobago, France, Slovakia, Portugal, Greece, Japan, Finland, and Denmark

# Social Progress Index rank: 74/132

GDP per capita rank: 93/132

## NICARAGUA



BASIC HUMAN NEEDS			FOUNDATIONS OF WELLBEING			OPPORTUNITY		
	Score (100)	Rank (132)		Score (100)	Rank (132)		Score (100)	Rank (132)
<b>Nutrition and Basic Medical Care</b>	84.21	84	<b>Access to Basic Knowledge</b>	81.16	92	<b>Personal Rights</b>	46.78	84
Undernourishment			Adult literacy rate			Political rights		
Depth of food deficit			Primary school enrollment			Freedom of speech		
Maternal mortality rate			Lower secondary school enrollment			Freedom of assembly/association		
Stillbirth rate			Upper secondary school enrollment			Freedom of movement		
Child mortality rate			Gender parity in secondary enrollment			Private property rights		
Deaths from infectious diseases								
<b>Water and Sanitation</b>	54.40	97	<b>Access to Information and Communications</b>	51.49	91	<b>Personal Freedom and Choice</b>	72.00	44
Access to piped water			Mobile telephone subscriptions			Freedom over life choices		
Rural vs. urban access to improved water source			Internet users			Freedom of religion		
Access to improved sanitation facilities			Press Freedom Index			Modern slavery, human trafficking, child marriage		
						Satisfied demand for contraception		
						Corruption		
<b>Shelter</b>	53.99	91	<b>Health and Wellness</b>	77.21	42	<b>Tolerance and Inclusion</b>	63.56	26
Availability of affordable housing			Life expectancy			Women treated with respect		
Access to electricity			Non-communicable disease deaths between 30 and 70			Tolerance for immigrants		
Quality of electricity supply			Obesity rate			Tolerance for homosexuals		
Indoor air pollution attributable deaths			Outdoor air pollution attributable deaths			Discrimination and violence against minorities		
			Suicide rate			Religious tolerance		
						Community safety net		
<b>Personal Safety</b>	60.62	68	<b>Ecosystem Sustainability</b>	73.80	12	<b>Access to Advanced Education</b>	28.74	86
Homicide rate			Greenhouse gas emissions			Years of tertiary schooling		
Level of violent crime			Water withdrawals as a percent of resources			Women's average years in school		
Perceived criminality			Biodiversity and habitat			Inequality in the attainment of education		
Political terror						Number of globally ranked universities		
Traffic deaths								

■ Relative Strength   
 ■ Neutral   
 ■ Relative Weakness   
 n/a – no data available

**Strengths and weaknesses are relative to 15 countries of similar GDP:**

Honduras, Iraq, India, Philippines, Congo, Republic of, Uzbekistan, Moldova, Guyana, Indonesia, Guatemala, Laos, Swaziland, Bolivia, Morocco, and Pakistan

# Social Progress Index rank: 126/132

GDP per capita rank: 128/132

NIGER



BASIC HUMAN NEEDS	Score (100)	Rank (132)	Relative Strength
	33.74	129	W

FOUNDATIONS OF WELLBEING	Score (100)	Rank (132)	Relative Strength
	48.87	122	W

OPPORTUNITY	Score (100)	Rank (132)	Relative Strength
	37.70	114	W

Nutrition and Basic Medical Care	Score (100)	Rank (132)	Relative Strength
	64.19	113	W
Undernourishment			W
Depth of food deficit			W
Maternal mortality rate			W
Stillbirth rate			W
Child mortality rate			W
Deaths from infectious diseases			W

Access to Basic Knowledge	Score (100)	Rank (132)	Relative Strength
	30.77	131	W
Adult literacy rate			W
Primary school enrollment			W
Lower secondary school enrollment			W
Upper secondary school enrollment			W
Gender parity in secondary enrollment			W

Personal Rights	Score (100)	Rank (132)	Relative Strength
	40.88	95	W
Political rights			W
Freedom of speech			W
Freedom of assembly/association			W
Freedom of movement			W
Private property rights			W

Water and Sanitation	Score (100)	Rank (132)	Relative Strength
	4.75	132	W
Access to piped water			W
Rural vs. urban access to improved water source			W
Access to improved sanitation facilities			W

Access to Information and Communications	Score (100)	Rank (132)	Relative Strength
	33.92	117	W
Mobile telephone subscriptions			W
Internet users			W
Press Freedom Index			W

Personal Freedom and Choice	Score (100)	Rank (132)	Relative Strength
	58.04	106	W
Freedom over life choices			W
Freedom of religion			W
Modern slavery, human trafficking, child marriage			W
Satisfied demand for contraception			W
Corruption			W

Shelter	Score (100)	Rank (132)	Relative Strength
	16.43	127	W
Availability of affordable housing			W
Access to electricity			W
Quality of electricity supply			n/a
Indoor air pollution attributable deaths			W

Health and Wellness	Score (100)	Rank (132)	Relative Strength
	77.27	40	W
Life expectancy			W
Non-communicable disease deaths between 30 and 70			W
Obesity rate			W
Outdoor air pollution attributable deaths			W
Suicide rate			W

Tolerance and Inclusion	Score (100)	Rank (132)	Relative Strength
	44.47	83	W
Women treated with respect			W
Tolerance for immigrants			W
Tolerance for homosexuals			W
Discrimination and violence against minorities			W
Religious tolerance			W
Community safety net			W

Personal Safety	Score (100)	Rank (132)	Relative Strength
	49.59	98	W
Homicide rate			W
Level of violent crime			W
Perceived criminality			W
Political terror			W
Traffic deaths			W

Ecosystem Sustainability	Score (100)	Rank (132)	Relative Strength
	53.54	71	W
Greenhouse gas emissions			W
Water withdrawals as a percent of resources			W
Biodiversity and habitat			W

Access to Advanced Education	Score (100)	Rank (132)	Relative Strength
	7.39	129	W
Years of tertiary schooling			W
Women's average years in school			W
Inequality in the attainment of education			W
Number of globally ranked universities			W

■ Relative Strength   
 ■ Neutral   
 ■ Relative Weakness   
 n/a – no data available

**Strengths and weaknesses are relative to 15 countries of similar GDP:**

Malawi, Liberia, Madagascar, Burundi, Mozambique, Togo, Guinea, Central African Republic, Mali, Uganda, Rwanda, Nepal, Burkina Faso, Benin, and Tanzania

# Social Progress Index rank: 123/132

GDP per capita rank: 100/132

NIGERIA



BASIC HUMAN NEEDS	Score (100)	Rank (132)	Relative Strength
	36.57	126	Relative Weakness

FOUNDATIONS OF WELLBEING	Score (100)	Rank (132)	Relative Strength
	58.08	104	Neutral

OPPORTUNITY	Score (100)	Rank (132)	Relative Strength
	33.29	122	Neutral

Nutrition and Basic Medical Care	Score	Rank	Relative Strength
	57.41	122	Relative Weakness
Undernourishment			Neutral
Depth of food deficit			Neutral
Maternal mortality rate			Relative Weakness
Stillbirth rate			Relative Weakness
Child mortality rate			Relative Weakness
Deaths from infectious diseases			Relative Weakness

Access to Basic Knowledge	Score	Rank	Relative Strength
	51.08	122	Relative Weakness
Adult literacy rate			Relative Weakness
Primary school enrollment			Relative Weakness
Lower secondary school enrollment			Neutral
Upper secondary school enrollment			Neutral
Gender parity in secondary enrollment			Neutral

Personal Rights	Score	Rank	Relative Strength
	32.28	105	Neutral
Political rights			Relative Strength
Freedom of speech			Relative Strength
Freedom of assembly/association			Relative Weakness
Freedom of movement			Relative Weakness
Private property rights			Neutral

Water and Sanitation	Score	Rank	Relative Strength
	31.12	119	Relative Weakness
Access to piped water			Relative Weakness
Rural vs. urban access to improved water source			Neutral
Access to improved sanitation facilities			Neutral

Access to Information and Communications	Score	Rank	Relative Strength
	50.64	94	Neutral
Mobile telephone subscriptions			Neutral
Internet users			Relative Strength
Press Freedom Index			Neutral

Personal Freedom and Choice	Score	Rank	Relative Strength
	50.50	125	Neutral
Freedom over life choices			Neutral
Freedom of religion			Neutral
Modern slavery, human trafficking, child marriage			Neutral
Satisfied demand for contraception			Neutral
Corruption			Neutral

Shelter	Score	Rank	Relative Strength
	34.20	111	Neutral
Availability of affordable housing			Neutral
Access to electricity			Neutral
Quality of electricity supply			Relative Weakness
Indoor air pollution attributable deaths			Neutral

Health and Wellness	Score	Rank	Relative Strength
	67.68	106	Neutral
Life expectancy			Relative Weakness
Non-communicable disease deaths between 30 and 70			Neutral
Obesity rate			Neutral
Outdoor air pollution attributable deaths			Neutral
Suicide rate			Relative Strength

Tolerance and Inclusion	Score	Rank	Relative Strength
	32.99	118	Neutral
Women treated with respect			Relative Weakness
Tolerance for immigrants			Neutral
Tolerance for homosexuals			Neutral
Discrimination and violence against minorities			Relative Weakness
Religious tolerance			Relative Weakness
Community safety net			Neutral

Personal Safety	Score	Rank	Relative Strength
	23.57	131	Relative Weakness
Homicide rate			Neutral
Level of violent crime			Relative Weakness
Perceived criminality			Relative Weakness
Political terror			Relative Weakness
Traffic deaths			Relative Weakness

Ecosystem Sustainability	Score	Rank	Relative Strength
	62.91	41	Relative Strength
Greenhouse gas emissions			Neutral
Water withdrawals as a percent of resources			Neutral
Biodiversity and habitat			Relative Strength

Access to Advanced Education	Score	Rank	Relative Strength
	17.39	112	Neutral
Years of tertiary schooling			n/a
Women's average years in school			Neutral
Inequality in the attainment of education			Neutral
Number of globally ranked universities			Neutral

■ Relative Strength    
 ■ Neutral    
 ■ Relative Weakness    
 n/a – no data available

**Strengths and weaknesses are relative to 15 countries of similar GDP:**

*Pakistan, Mauritania, Cambodia, Laos, Yemen, Kyrgyzstan, Djibouti, Cameroon, Tajikistan, Sudan, Chad, Ghana, Guyana, Moldova, and Lesotho*



# Social Progress Index rank: 5/132

GDP per capita rank: 1/132

NORWAY



BASIC HUMAN NEEDS				FOUNDATIONS OF WELLBEING				OPPORTUNITY			
	Score (100)	Rank (132)			Score (100)	Rank (132)			Score (100)	Rank (132)	
<b>Nutrition and Basic Medical Care</b>	<b>98.71</b>	<b>3</b>		<b>Access to Basic Knowledge</b>	<b>99.44</b>	<b>3</b>		<b>Personal Rights</b>	<b>87.96</b>	<b>9</b>	
Undernourishment				Adult literacy rate				Political rights			
Depth of food deficit				Primary school enrollment				Freedom of speech			
Maternal mortality rate				Lower secondary school enrollment				Freedom of assembly/association			
Stillbirth rate				Upper secondary school enrollment				Freedom of movement			
Child mortality rate				Gender parity in secondary enrollment				Private property rights			
Deaths from infectious diseases											
<b>Water and Sanitation</b>	<b>100.00</b>	<b>1</b>		<b>Access to Information and Communications</b>	<b>98.45</b>	<b>2</b>		<b>Personal Freedom and Choice</b>	<b>93.27</b>	<b>2</b>	
Access to piped water				Mobile telephone subscriptions				Freedom over life choices			
Rural vs. urban access to improved water source				Internet users				Freedom of religion			
Access to improved sanitation facilities				Press Freedom Index				Modern slavery, human trafficking, child marriage			
								Satisfied demand for contraception			
								Corruption			
<b>Shelter</b>	<b>82.93</b>	<b>22</b>		<b>Health and Wellness</b>	<b>81.60</b>	<b>8</b>		<b>Tolerance and Inclusion</b>	<b>74.50</b>	<b>11</b>	
Availability of affordable housing				Life expectancy				Women treated with respect			
Access to electricity				Non-communicable disease deaths between 30 and 70				Tolerance for immigrants			
Quality of electricity supply				Obesity rate				Tolerance for homosexuals			
Indoor air pollution attributable deaths				Outdoor air pollution attributable deaths				Discrimination and violence against minorities			
				Suicide rate				Religious tolerance			
<b>Personal Safety</b>	<b>92.75</b>	<b>3</b>		<b>Ecosystem Sustainability</b>	<b>68.26</b>	<b>28</b>		<b>Access to Advanced Education</b>	<b>67.57</b>	<b>15</b>	
Homicide rate				Greenhouse gas emissions				Years of tertiary schooling			
Level of violent crime				Water withdrawals as a percent of resources				Women's average years in school			
Perceived criminality				Biodiversity and habitat				Inequality in the attainment of education			
Political terror								Number of globally ranked universities			
Traffic deaths											

Relative Strength   Neutral   Relative Weakness   n/a – no data available

Strengths and weaknesses are relative to 15 countries of similar GDP:

United States, Kuwait, Switzerland, Ireland, Netherlands, United Arab Emirates, Austria, Canada, Australia, Sweden, Germany, Iceland, United Kingdom, Belgium, and Denmark

# Social Progress Index rank: 124/132

GDP per capita rank: 99/132

PAKISTAN



BASIC HUMAN NEEDS	Score (100)	Rank (132)	Relative Strength
	51.24	104	Neutral

FOUNDATIONS OF WELLBEING	Score (100)	Rank (132)	Relative Strength
	47.75	124	Relative Weakness

OPPORTUNITY	Score (100)	Rank (132)	Relative Strength
	28.22	127	Relative Weakness

Nutrition and Basic Medical Care	Score (100)	Rank (132)	Relative Strength
	63.07	114	Neutral
Undernourishment			Neutral
Depth of food deficit			Neutral
Maternal mortality rate			Neutral
Stillbirth rate			Relative Weakness
Child mortality rate			Neutral
Deaths from infectious diseases			Neutral

Access to Basic Knowledge	Score (100)	Rank (132)	Relative Strength
	50.84	123	Relative Weakness
Adult literacy rate			Relative Weakness
Primary school enrollment			Relative Weakness
Lower secondary school enrollment			Neutral
Upper secondary school enrollment			Neutral
Gender parity in secondary enrollment			Relative Weakness

Personal Rights	Score (100)	Rank (132)	Relative Strength
	35.56	102	Neutral
Political rights			Relative Strength
Freedom of speech			Neutral
Freedom of assembly/association			Neutral
Freedom of movement			Neutral
Private property rights			Neutral

Water and Sanitation	Score (100)	Rank (132)	Relative Strength
	59.20	92	Neutral
Access to piped water			Neutral
Rural vs. urban access to improved water source			Relative Strength
Access to improved sanitation facilities			Neutral

Access to Information and Communications	Score (100)	Rank (132)	Relative Strength
	32.46	120	Neutral
Mobile telephone subscriptions			Neutral
Internet users			Neutral
Press Freedom Index			Relative Weakness

Personal Freedom and Choice	Score (100)	Rank (132)	Relative Strength
	38.80	130	Relative Weakness
Freedom over life choices			Relative Weakness
Freedom of religion			Relative Weakness
Modern slavery, human trafficking, child marriage			Relative Weakness
Satisfied demand for contraception			Neutral
Corruption			Neutral

Shelter	Score (100)	Rank (132)	Relative Strength
	37.88	104	Neutral
Availability of affordable housing			Neutral
Access to electricity			Relative Strength
Quality of electricity supply			Neutral
Indoor air pollution attributable deaths			Relative Weakness

Health and Wellness	Score (100)	Rank (132)	Relative Strength
	69.29	91	Neutral
Life expectancy			Neutral
Non-communicable disease deaths between 30 and 70			Relative Strength
Obesity rate			Neutral
Outdoor air pollution attributable deaths			Relative Weakness
Suicide rate			Neutral

Tolerance and Inclusion	Score (100)	Rank (132)	Relative Strength
	25.35	128	Relative Weakness
Women treated with respect			Neutral
Tolerance for immigrants			Relative Weakness
Tolerance for homosexuals			Relative Strength
Discrimination and violence against minorities			Relative Weakness
Religious tolerance			Relative Weakness
Community safety net			Relative Weakness

Personal Safety	Score (100)	Rank (132)	Relative Strength
	44.80	108	Neutral
Homicide rate			Neutral
Level of violent crime			Neutral
Perceived criminality			Neutral
Political terror			Relative Weakness
Traffic deaths			Neutral

Ecosystem Sustainability	Score (100)	Rank (132)	Relative Strength
	38.43	107	Neutral
Greenhouse gas emissions			Neutral
Water withdrawals as a percent of resources			Relative Weakness
Biodiversity and habitat			Neutral

Access to Advanced Education	Score (100)	Rank (132)	Relative Strength
	13.15	117	Neutral
Years of tertiary schooling			Relative Strength
Women's average years in school			Neutral
Inequality in the attainment of education			Neutral
Number of globally ranked universities			Neutral

■ Relative Strength   
 ■ Neutral   
 ■ Relative Weakness   
 n/a – no data available

**Strengths and weaknesses are relative to 15 countries of similar GDP:**

*Nigeria, Laos, Mauritania, Cambodia, Yemen, Kyrgyzstan, Djibouti, Cameroon, Tajikistan, Sudan, Guyana, Chad, Moldova, Ghana, and Uzbekistan*

# Social Progress Index rank: 38/132

GDP per capita rank: 41/132

PANAMA



## BASIC HUMAN NEEDS

Score (100): 77.39 Rank (132): 57

## FOUNDATIONS OF WELLBEING

Score (100): 77.85 Rank (132): 25

## OPPORTUNITY

Score (100): 62.48 Rank (132): 37

Category	Score (100)	Rank (132)	Indicator	Relative Strength
<b>Nutrition and Basic Medical Care</b>	<b>90.08</b>	<b>73</b>	Undernourishment	Relative Weakness
			Depth of food deficit	Relative Weakness
			Maternal mortality rate	Relative Weakness
			Stillbirth rate	Neutral
			Child mortality rate	Relative Weakness
			Deaths from infectious diseases	Neutral

Category	Score (100)	Rank (132)	Indicator	Relative Strength
<b>Access to Basic Knowledge</b>	<b>90.42</b>	<b>72</b>	Adult literacy rate	Relative Weakness
			Primary school enrollment	Relative Weakness
			Lower secondary school enrollment	Relative Weakness
			Upper secondary school enrollment	Neutral
			Gender parity in secondary enrollment	Neutral

Category	Score (100)	Rank (132)	Indicator	Relative Strength
<b>Personal Rights</b>	<b>70.15</b>	<b>42</b>	Political rights	Neutral
			Freedom of speech	Neutral
			Freedom of assembly/association	Relative Strength
			Freedom of movement	Neutral
			Private property rights	Neutral

Category	Score (100)	Rank (132)	Indicator	Relative Strength
<b>Water and Sanitation</b>	<b>80.84</b>	<b>71</b>	Access to piped water	Neutral
			Rural vs. urban access to improved water source	Relative Weakness
			Access to improved sanitation facilities	Relative Weakness

Category	Score (100)	Rank (132)	Indicator	Relative Strength
<b>Access to Information and Communications</b>	<b>66.25</b>	<b>53</b>	Mobile telephone subscriptions	Neutral
			Internet users	Neutral
			Press Freedom Index	Neutral

Category	Score (100)	Rank (132)	Indicator	Relative Strength
<b>Personal Freedom and Choice</b>	<b>71.85</b>	<b>46</b>	Freedom over life choices	Neutral
			Freedom of religion	Relative Strength
			Modern slavery, human trafficking, child marriage	Relative Strength
			Satisfied demand for contraception	Relative Weakness
			Corruption	Neutral

Category	Score (100)	Rank (132)	Indicator	Relative Strength
<b>Shelter</b>	<b>78.97</b>	<b>30</b>	Availability of affordable housing	Relative Strength
			Access to electricity	Relative Weakness
			Quality of electricity supply	Neutral
			Indoor air pollution attributable deaths	Neutral

Category	Score (100)	Rank (132)	Indicator	Relative Strength
<b>Health and Wellness</b>	<b>80.28</b>	<b>15</b>	Life expectancy	Neutral
			Non-communicable disease deaths between 30 and 70	Relative Strength
			Obesity rate	Neutral
			Outdoor air pollution attributable deaths	Relative Strength
			Suicide rate	Neutral

Category	Score (100)	Rank (132)	Indicator	Relative Strength
<b>Tolerance and Inclusion</b>	<b>60.79</b>	<b>37</b>	Women treated with respect	Neutral
			Tolerance for immigrants	Neutral
			Tolerance for homosexuals	Relative Strength
			Discrimination and violence against minorities	Neutral
			Religious tolerance	Relative Strength
			Community safety net	Relative Strength

Category	Score (100)	Rank (132)	Indicator	Relative Strength
<b>Personal Safety</b>	<b>59.69</b>	<b>72</b>	Homicide rate	Relative Weakness
			Level of violent crime	Relative Weakness
			Perceived criminality	Neutral
			Political terror	Relative Strength
			Traffic deaths	Neutral

Category	Score (100)	Rank (132)	Indicator	Relative Strength
<b>Ecosystem Sustainability</b>	<b>74.47</b>	<b>10</b>	Greenhouse gas emissions	Neutral
			Water withdrawals as a percent of resources	Neutral
			Biodiversity and habitat	Relative Strength

Category	Score (100)	Rank (132)	Indicator	Relative Strength
<b>Access to Advanced Education</b>	<b>47.14</b>	<b>50</b>	Years of tertiary schooling	Relative Strength
			Women's average years in school	Neutral
			Inequality in the attainment of education	Relative Weakness
			Number of globally ranked universities	Neutral

■ Relative Strength 
 ■ Neutral 
 ■ Relative Weakness 
 n/a – no data available

**Strengths and weaknesses are relative to 15 countries of similar GDP:**

Botswana, Uruguay, Malaysia, Turkey, Russia, Belarus, Mexico, Mauritius, Latvia, Chile, Croatia, Lebanon, Bulgaria, Kazakhstan, and Argentina

# Social Progress Index rank: 72/132

GDP per capita rank: 79/132

PARAGUAY



BASIC HUMAN NEEDS	Score (100)	Rank (132)	
	63.41	90	

FOUNDATIONS OF WELLBEING	Score (100)	Rank (132)	
	66.40	78	

OPPORTUNITY	Score (100)	Rank (132)	
	58.16	45	

Nutrition and Basic Medical Care	Score (100)	Rank (132)	
	80.07	90	
Undernourishment			
Depth of food deficit			
Maternal mortality rate			
Stillbirth rate			
Child mortality rate			
Deaths from infectious diseases			

Access to Basic Knowledge	Score (100)	Rank (132)	
	82.46	91	
Adult literacy rate			
Primary school enrollment			
Lower secondary school enrollment			
Upper secondary school enrollment			
Gender parity in secondary enrollment			

Personal Rights	Score (100)	Rank (132)	
	66.72	48	
Political rights			
Freedom of speech			
Freedom of assembly/association			
Freedom of movement			
Private property rights			

Water and Sanitation	Score (100)	Rank (132)	
	59.29	91	
Access to piped water			
Rural vs. urban access to improved water source			
Access to improved sanitation facilities			

Access to Information and Communications	Score (100)	Rank (132)	
	60.62	71	
Mobile telephone subscriptions			
Internet users			
Press Freedom Index			

Personal Freedom and Choice	Score (100)	Rank (132)	
	71.26	48	
Freedom over life choices			
Freedom of religion			
Modern slavery, human trafficking, child marriage			
Satisfied demand for contraception			
Corruption			

Shelter	Score (100)	Rank (132)	
	59.24	82	
Availability of affordable housing			
Access to electricity			
Quality of electricity supply			
Indoor air pollution attributable deaths			

Health and Wellness	Score (100)	Rank (132)	
	78.36	26	
Life expectancy			
Non-communicable disease deaths between 30 and 70			
Obesity rate			
Outdoor air pollution attributable deaths			
Suicide rate			

Tolerance and Inclusion	Score (100)	Rank (132)	
	62.86	30	
Women treated with respect			
Tolerance for immigrants			
Tolerance for homosexuals			
Discrimination and violence against minorities			
Religious tolerance			
Community safety net			

Personal Safety	Score (100)	Rank (132)	
	55.04	81	
Homicide rate			
Level of violent crime			
Perceived criminality			
Political terror			
Traffic deaths			

Ecosystem Sustainability	Score (100)	Rank (132)	
	44.16	93	
Greenhouse gas emissions			
Water withdrawals as a percent of resources			
Biodiversity and habitat			

Access to Advanced Education	Score (100)	Rank (132)	
	31.78	85	
Years of tertiary schooling			
Women's average years in school			
Inequality in the attainment of education			n/a
Number of globally ranked universities			

Relative Strength Neutral Relative Weakness n/a – no data available

Strengths and weaknesses are relative to 15 countries of similar GDP:

Jordan, Angola, Sri Lanka, Georgia, Egypt, Mongolia, Morocco, Bolivia, Swaziland, El Salvador, Guatemala, Indonesia, Ukraine, Namibia, and Congo, Republic of

**SOCIAL PROGRESS IMPERATIVE**

www.socialprogressimperative.org



# Social Progress Index rank: 55/132

GDP per capita rank: 60/132

PERU



BASIC HUMAN NEEDS	Score (100)	Rank (132)	Indicator
	68.71	79	

FOUNDATIONS OF WELLBEING	Score (100)	Rank (132)	Indicator
	72.94	46	

OPPORTUNITY	Score (100)	Rank (132)	Indicator
	57.21	48	

Nutrition and Basic Medical Care	Score	Rank	Indicator
	89.33	74	
Undernourishment			
Depth of food deficit			
Maternal mortality rate			
Stillbirth rate			
Child mortality rate			
Deaths from infectious diseases			

Access to Basic Knowledge	Score	Rank	Indicator
	91.58	64	
Adult literacy rate			
Primary school enrollment			
Lower secondary school enrollment			
Upper secondary school enrollment			
Gender parity in secondary enrollment			

Personal Rights	Score	Rank	Indicator
	64.80	51	
Political rights			
Freedom of speech			
Freedom of assembly/association			
Freedom of movement			
Private property rights			

Water and Sanitation	Score	Rank	Indicator
	67.72	87	
Access to piped water			
Rural vs. urban access to improved water source			
Access to improved sanitation facilities			

Access to Information and Communications	Score	Rank	Indicator
	63.36	63	
Mobile telephone subscriptions			
Internet users			
Press Freedom Index			

Personal Freedom and Choice	Score	Rank	Indicator
	71.88	45	
Freedom over life choices			
Freedom of religion			
Modern slavery, human trafficking, child marriage			
Satisfied demand for contraception			
Corruption			

Shelter	Score	Rank	Indicator
	69.82	62	
Availability of affordable housing			
Access to electricity			
Quality of electricity supply			
Indoor air pollution attributable deaths			

Health and Wellness	Score	Rank	Indicator
	81.55	9	
Life expectancy			
Non-communicable disease deaths between 30 and 70			
Obesity rate			
Outdoor air pollution attributable deaths			
Suicide rate			

Tolerance and Inclusion	Score	Rank	Indicator
	50.53	63	
Women treated with respect			
Tolerance for immigrants			
Tolerance for homosexuals			
Discrimination and violence against minorities			
Religious tolerance			
Community safety net			

Personal Safety	Score	Rank	Indicator
	47.99	102	
Homicide rate			
Level of violent crime			
Perceived criminality			
Political terror			
Traffic deaths			

Ecosystem Sustainability	Score	Rank	Indicator
	55.28	62	
Greenhouse gas emissions			
Water withdrawals as a percent of resources			
Biodiversity and habitat			

Access to Advanced Education	Score	Rank	Indicator
	41.62	67	
Years of tertiary schooling			
Women's average years in school			
Inequality in the attainment of education			
Number of globally ranked universities			

Relative Strength Neutral Relative Weakness n/a – no data available

Strengths and weaknesses are relative to 15 countries of similar GDP:

Macedonia, Serbia, Colombia, South Africa, Azerbaijan, Dominican Republic, Brazil, Thailand, Iran, Ecuador, Tunisia, Montenegro, Albania, China, and Costa Rica

**SOCIAL PROGRESS IMPERATIVE**

www.socialprogressimperative.org

# Social Progress Index rank: 56/132

GDP per capita rank: 90/132

PHILIPPINES



BASIC HUMAN NEEDS	Score (100)	Rank (132)	Relative Strength
	66.76	81	Neutral

FOUNDATIONS OF WELLBEING	Score (100)	Rank (132)	Relative Strength
	69.17	63	Relative Strength

OPPORTUNITY	Score (100)	Rank (132)	Relative Strength
	61.63	39	Relative Strength

Nutrition and Basic Medical Care	Score (100)	Rank (132)	Relative Strength
	83.13	85	Neutral
Undernourishment			Neutral
Depth of food deficit			Neutral
Maternal mortality rate			Neutral
Stillbirth rate			Neutral
Child mortality rate			Neutral
Deaths from infectious diseases			Neutral

Access to Basic Knowledge	Score (100)	Rank (132)	Relative Strength
	88.96	77	Neutral
Adult literacy rate			Relative Strength
Primary school enrollment			Neutral
Lower secondary school enrollment			Neutral
Upper secondary school enrollment			Relative Strength
Gender parity in secondary enrollment			Neutral

Personal Rights	Score (100)	Rank (132)	Relative Strength
	61.55	58	Neutral
Political rights			Neutral
Freedom of speech			Neutral
Freedom of assembly/association			Relative Strength
Freedom of movement			Neutral
Private property rights			Neutral

Water and Sanitation	Score (100)	Rank (132)	Relative Strength
	74.14	78	Relative Strength
Access to piped water			Neutral
Rural vs. urban access to improved water source			Relative Strength
Access to improved sanitation facilities			Neutral

Access to Information and Communications	Score (100)	Rank (132)	Relative Strength
	57.88	77	Neutral
Mobile telephone subscriptions			Neutral
Internet users			Relative Strength
Press Freedom Index			Neutral

Personal Freedom and Choice	Score (100)	Rank (132)	Relative Strength
	73.90	36	Relative Strength
Freedom over life choices			Relative Strength
Freedom of religion			Neutral
Modern slavery, human trafficking, child marriage			Neutral
Satisfied demand for contraception			Relative Weakness
Corruption			Neutral

Shelter	Score (100)	Rank (132)	Relative Strength
	58.94	83	Neutral
Availability of affordable housing			Relative Strength
Access to electricity			Neutral
Quality of electricity supply			Neutral
Indoor air pollution attributable deaths			Neutral

Health and Wellness	Score (100)	Rank (132)	Relative Strength
	77.51	38	Neutral
Life expectancy			Neutral
Non-communicable disease deaths between 30 and 70			Neutral
Obesity rate			Relative Strength
Outdoor air pollution attributable deaths			Neutral
Suicide rate			Neutral

Tolerance and Inclusion	Score (100)	Rank (132)	Relative Strength
	56.43	45	Neutral
Women treated with respect			Relative Strength
Tolerance for immigrants			Neutral
Tolerance for homosexuals			Relative Strength
Discrimination and violence against minorities			Relative Weakness
Religious tolerance			Neutral
Community safety net			Neutral

Personal Safety	Score (100)	Rank (132)	Relative Strength
	50.84	92	Neutral
Homicide rate			Neutral
Level of violent crime			Relative Weakness
Perceived criminality			Relative Weakness
Political terror			Relative Weakness
Traffic deaths			Relative Strength

Ecosystem Sustainability	Score (100)	Rank (132)	Relative Strength
	52.35	73	Neutral
Greenhouse gas emissions			Neutral
Water withdrawals as a percent of resources			Neutral
Biodiversity and habitat			Neutral

Access to Advanced Education	Score (100)	Rank (132)	Relative Strength
	54.64	28	Relative Strength
Years of tertiary schooling			Relative Strength
Women's average years in school			Neutral
Inequality in the attainment of education			Relative Strength
Number of globally ranked universities			Relative Strength

■ Relative Strength   
 ■ Neutral   
 ■ Relative Weakness   
 n/a – no data available

**Strengths and weaknesses are relative to 15 countries of similar GDP:**

Congo, Republic of, Iraq, Honduras, Nicaragua, India, Indonesia, Guatemala, Uzbekistan, Swaziland, Bolivia, Morocco, Moldova, Guyana, Mongolia, and Laos

# Social Progress Index rank: 27/132

GDP per capita rank: 34/132

POLAND



BASIC HUMAN NEEDS	Score (100)	Rank (132)	Relative Strength
	84.72	36	Neutral

FOUNDATIONS OF WELLBEING	Score (100)	Rank (132)	Relative Strength
	81.10	15	Relative Strength

OPPORTUNITY	Score (100)	Rank (132)	Relative Strength
	66.50	28	Neutral

Nutrition and Basic Medical Care	Score (100)	Rank (132)	Relative Strength
	98.18	16	Neutral
Undernourishment			Neutral
Depth of food deficit			Neutral
Maternal mortality rate			Neutral
Stillbirth rate			Neutral
Child mortality rate			Neutral
Deaths from infectious diseases			Neutral

Access to Basic Knowledge	Score (100)	Rank (132)	Relative Strength
	97.37	26	Neutral
Adult literacy rate			Neutral
Primary school enrollment			Neutral
Lower secondary school enrollment			Neutral
Upper secondary school enrollment			Neutral
Gender parity in secondary enrollment			Neutral

Personal Rights	Score (100)	Rank (132)	Relative Strength
	80.76	24	Neutral
Political rights			Neutral
Freedom of speech			Neutral
Freedom of assembly/association			Relative Strength
Freedom of movement			Neutral
Private property rights			Neutral

Water and Sanitation	Score (100)	Rank (132)	Relative Strength
	95.07	37	Neutral
Access to piped water			Neutral
Rural vs. urban access to improved water source			n/a
Access to improved sanitation facilities			Neutral

Access to Information and Communications	Score (100)	Rank (132)	Relative Strength
	83.55	18	Relative Strength
Mobile telephone subscriptions			Neutral
Internet users			Neutral
Press Freedom Index			Relative Strength

Personal Freedom and Choice	Score (100)	Rank (132)	Relative Strength
	78.47	26	Relative Strength
Freedom over life choices			Relative Strength
Freedom of religion			Relative Strength
Modern slavery, human trafficking, child marriage			Neutral
Satisfied demand for contraception			Neutral
Corruption			Neutral

Shelter	Score (100)	Rank (132)	Relative Strength
	62.93	73	Relative Weakness
Availability of affordable housing			Relative Weakness
Access to electricity			Neutral
Quality of electricity supply			Neutral
Indoor air pollution attributable deaths			Relative Weakness

Health and Wellness	Score (100)	Rank (132)	Relative Strength
	70.96	82	Neutral
Life expectancy			Neutral
Non-communicable disease deaths between 30 and 70			Neutral
Obesity rate			Neutral
Outdoor air pollution attributable deaths			Neutral
Suicide rate			Neutral

Tolerance and Inclusion	Score (100)	Rank (132)	Relative Strength
	54.05	54	Neutral
Women treated with respect			Neutral
Tolerance for immigrants			Neutral
Tolerance for homosexuals			Neutral
Discrimination and violence against minorities			Neutral
Religious tolerance			Neutral
Community safety net			Relative Strength

Personal Safety	Score (100)	Rank (132)	Relative Strength
	82.71	22	Relative Strength
Homicide rate			Relative Strength
Level of violent crime			Neutral
Perceived criminality			Relative Strength
Political terror			Neutral
Traffic deaths			Neutral

Ecosystem Sustainability	Score (100)	Rank (132)	Relative Strength
	72.51	16	Neutral
Greenhouse gas emissions			Neutral
Water withdrawals as a percent of resources			Neutral
Biodiversity and habitat			Neutral

Access to Advanced Education	Score (100)	Rank (132)	Relative Strength
	52.70	32	Neutral
Years of tertiary schooling			Neutral
Women's average years in school			Neutral
Inequality in the attainment of education			Neutral
Number of globally ranked universities			Neutral

■ Relative Strength   
 ■ Neutral   
 ■ Relative Weakness   
 n/a – no data available

**Strengths and weaknesses are relative to 15 countries of similar GDP:**

*Lithuania, Estonia, Hungary, Croatia, Chile, Latvia, Greece, Portugal, Slovakia, Russia, Malaysia, Panama, Botswana, Uruguay, and Turkey*

# Social Progress Index rank: 22/132

GDP per capita rank: 30/132

PORTUGAL



BASIC HUMAN NEEDS				FOUNDATIONS OF WELLBEING				OPPORTUNITY			
	Score (100)	Rank (132)			Score (100)	Rank (132)			Score (100)	Rank (132)	
<b>BASIC HUMAN NEEDS</b>	<b>90.93</b>	<b>20</b>		<b>FOUNDATIONS OF WELLBEING</b>	<b>76.11</b>	<b>33</b>		<b>OPPORTUNITY</b>	<b>74.43</b>	<b>19</b>	
<b>Nutrition and Basic Medical Care</b>	<b>98.16</b>	<b>17</b>		<b>Access to Basic Knowledge</b>	<b>98.66</b>	<b>9</b>		<b>Personal Rights</b>	<b>92.80</b>	<b>6</b>	
Undernourishment				Adult literacy rate				Political rights			
Depth of food deficit				Primary school enrollment				Freedom of speech			
Maternal mortality rate				Lower secondary school enrollment				Freedom of assembly/association			
Stillbirth rate				Upper secondary school enrollment				Freedom of movement			
Child mortality rate				Gender parity in secondary enrollment				Private property rights			
Deaths from infectious diseases											
<b>Water and Sanitation</b>	<b>99.89</b>	<b>15</b>		<b>Access to Information and Communications</b>	<b>77.66</b>	<b>30</b>		<b>Personal Freedom and Choice</b>	<b>82.45</b>	<b>19</b>	
Access to piped water				Mobile telephone subscriptions				Freedom over life choices			
Rural vs. urban access to improved water source				Internet users				Freedom of religion			
Access to improved sanitation facilities				Press Freedom Index				Modern slavery, human trafficking, child marriage			
								Satisfied demand for contraception			
								Corruption			
<b>Shelter</b>	<b>80.77</b>	<b>27</b>		<b>Health and Wellness</b>	<b>75.93</b>	<b>48</b>		<b>Tolerance and Inclusion</b>	<b>73.06</b>	<b>14</b>	
Availability of affordable housing				Life expectancy				Women treated with respect			
Access to electricity				Non-communicable disease deaths between 30 and 70				Tolerance for immigrants			
Quality of electricity supply				Obesity rate				Tolerance for homosexuals			
Indoor air pollution attributable deaths				Outdoor air pollution attributable deaths				Discrimination and violence against minorities			
				Suicide rate				Religious tolerance			
								Community safety net			
<b>Personal Safety</b>	<b>84.92</b>	<b>19</b>		<b>Ecosystem Sustainability</b>	<b>52.20</b>	<b>74</b>		<b>Access to Advanced Education</b>	<b>49.41</b>	<b>43</b>	
Homicide rate				Greenhouse gas emissions				Years of tertiary schooling			
Level of violent crime				Water withdrawals as a percent of resources				Women's average years in school			
Perceived criminality				Biodiversity and habitat				Inequality in the attainment of education			
Political terror								Number of globally ranked universities			
Traffic deaths											

Relative Strength    Neutral    Relative Weakness    n/a – no data available

**Strengths and weaknesses are relative to 15 countries of similar GDP:**

Greece, Slovakia, Estonia, Trinidad and Tobago, Lithuania, Poland, Czech Republic, Slovenia, Hungary, New Zealand, Croatia, Chile, Latvia, Italy, and Spain

**SOCIAL PROGRESS IMPERATIVE**

www.socialprogressimperative.org



# Social Progress Index rank: 51/132

GDP per capita rank: 53/132

ROMANIA



BASIC HUMAN NEEDS	Score (100)	Rank (132)	Indicator
	73.71	68	

FOUNDATIONS OF WELLBEING	Score (100)	Rank (132)	Indicator
	74.54	42	

OPPORTUNITY	Score (100)	Rank (132)	Indicator
	54.91	56	

Nutrition and Basic Medical Care	Score (100)	Rank (132)	Indicator
	96.90	34	
Undernourishment			
Depth of food deficit			
Maternal mortality rate			
Stillbirth rate			
Child mortality rate			
Deaths from infectious diseases			

Access to Basic Knowledge	Score (100)	Rank (132)	Indicator
	93.49	55	
Adult literacy rate			
Primary school enrollment			
Lower secondary school enrollment			
Upper secondary school enrollment			
Gender parity in secondary enrollment			

Personal Rights	Score (100)	Rank (132)	Indicator
	64.80	51	
Political rights			
Freedom of speech			
Freedom of assembly/association			
Freedom of movement			
Private property rights			

Water and Sanitation	Score (100)	Rank (132)	Indicator
	65.09	88	
Access to piped water			
Rural vs. urban access to improved water source			
Access to improved sanitation facilities			

Access to Information and Communications	Score (100)	Rank (132)	Indicator
	73.32	37	
Mobile telephone subscriptions			
Internet users			
Press Freedom Index			

Personal Freedom and Choice	Score (100)	Rank (132)	Indicator
	70.19	54	
Freedom over life choices			
Freedom of religion			
Modern slavery, human trafficking, child marriage			
Satisfied demand for contraception			
Corruption			

Shelter	Score (100)	Rank (132)	Indicator
	57.21	87	
Availability of affordable housing			
Access to electricity			
Quality of electricity supply			
Indoor air pollution attributable deaths			

Health and Wellness	Score (100)	Rank (132)	Indicator
	68.40	98	
Life expectancy			
Non-communicable disease deaths between 30 and 70			
Obesity rate			
Outdoor air pollution attributable deaths			
Suicide rate			

Tolerance and Inclusion	Score (100)	Rank (132)	Indicator
	37.12	109	
Women treated with respect			
Tolerance for immigrants			
Tolerance for homosexuals			
Discrimination and violence against minorities			
Religious tolerance			
Community safety net			

Personal Safety	Score (100)	Rank (132)	Indicator
	75.63	34	
Homicide rate			
Level of violent crime			
Perceived criminality			
Political terror			
Traffic deaths			

Ecosystem Sustainability	Score (100)	Rank (132)	Indicator
	62.96	40	
Greenhouse gas emissions			
Water withdrawals as a percent of resources			
Biodiversity and habitat			

Access to Advanced Education	Score (100)	Rank (132)	Indicator
	47.52	48	
Years of tertiary schooling			
Women's average years in school			
Inequality in the attainment of education			
Number of globally ranked universities			

■ Relative Strength   
 ■ Neutral   
 ■ Relative Weakness   
 n/a – no data available

**Strengths and weaknesses are relative to 15 countries of similar GDP:**  
 Venezuela, Argentina, Costa Rica, Kazakhstan, Bulgaria, Montenegro, Iran, Lebanon, Brazil, South Africa, Mauritius, Mexico, Serbia, Belarus, and Peru

# Social Progress Index rank: 80/132

GDP per capita rank: 39/132

RUSSIA



BASIC HUMAN NEEDS	Score (100)	Rank (132)	Indicator
	72.15	72	Relative Weakness

FOUNDATIONS OF WELLBEING	Score (100)	Rank (132)	Indicator
	63.66	87	Relative Weakness

OPPORTUNITY	Score (100)	Rank (132)	Indicator
	46.58	81	Relative Weakness

Nutrition and Basic Medical Care	Score (100)	Rank (132)	Indicator
	94.55	54	Neutral
Undernourishment			Neutral
Depth of food deficit			Neutral
Maternal mortality rate			Neutral
Stillbirth rate			Neutral
Child mortality rate			Neutral
Deaths from infectious diseases			Neutral

Access to Basic Knowledge	Score (100)	Rank (132)	Indicator
	91.58	64	Neutral
Adult literacy rate			Neutral
Primary school enrollment			Relative Weakness
Lower secondary school enrollment			Relative Weakness
Upper secondary school enrollment			Neutral
Gender parity in secondary enrollment			Neutral

Personal Rights	Score (100)	Rank (132)	Indicator
	19.77	122	Relative Weakness
Political rights			Relative Weakness
Freedom of speech			Relative Weakness
Freedom of assembly/association			Relative Weakness
Freedom of movement			Relative Weakness
Private property rights			Relative Weakness

Water and Sanitation	Score (100)	Rank (132)	Indicator
	80.55	72	Relative Weakness
Access to piped water			Relative Weakness
Rural vs. urban access to improved water source			Relative Weakness
Access to improved sanitation facilities			Relative Weakness

Access to Information and Communications	Score (100)	Rank (132)	Indicator
	63.17	64	Neutral
Mobile telephone subscriptions			Neutral
Internet users			Relative Weakness
Press Freedom Index			Relative Weakness

Personal Freedom and Choice	Score (100)	Rank (132)	Indicator
	57.23	108	Relative Weakness
Freedom over life choices			Relative Weakness
Freedom of religion			Relative Weakness
Modern slavery, human trafficking, child marriage			Relative Weakness
Satisfied demand for contraception			Relative Strength
Corruption			Relative Weakness

Shelter	Score (100)	Rank (132)	Indicator
	68.88	63	Relative Weakness
Availability of affordable housing			Relative Weakness
Access to electricity			Neutral
Quality of electricity supply			Neutral
Indoor air pollution attributable deaths			Neutral

Health and Wellness	Score (100)	Rank (132)	Indicator
	51.99	130	Relative Weakness
Life expectancy			Relative Weakness
Non-communicable disease deaths between 30 and 70			Relative Weakness
Obesity rate			Neutral
Outdoor air pollution attributable deaths			Relative Weakness
Suicide rate			Relative Weakness

Tolerance and Inclusion	Score (100)	Rank (132)	Indicator
	33.96	115	Relative Weakness
Women treated with respect			Relative Weakness
Tolerance for immigrants			Neutral
Tolerance for homosexuals			Neutral
Discrimination and violence against minorities			Relative Weakness
Religious tolerance			Relative Weakness
Community safety net			Neutral

Personal Safety	Score (100)	Rank (132)	Indicator
	44.61	110	Relative Weakness
Homicide rate			Relative Weakness
Level of violent crime			Relative Weakness
Perceived criminality			Relative Weakness
Political terror			Relative Weakness
Traffic deaths			Relative Weakness

Ecosystem Sustainability	Score (100)	Rank (132)	Indicator
	47.88	83	Neutral
Greenhouse gas emissions			Relative Weakness
Water withdrawals as a percent of resources			Neutral
Biodiversity and habitat			Neutral

Access to Advanced Education	Score (100)	Rank (132)	Indicator
	75.35	5	Relative Strength
Years of tertiary schooling			Relative Strength
Women's average years in school			Relative Strength
Inequality in the attainment of education			n/a
Number of globally ranked universities			Relative Strength

■ Relative Strength   
 ■ Neutral   
 ■ Relative Weakness   
 n/a – no data available

**Strengths and weaknesses are relative to 15 countries of similar GDP:**

Malaysia, Latvia, Chile, Croatia, Panama, Botswana, Uruguay, Turkey, Belarus, Hungary, Mexico, Mauritius, Lebanon, Bulgaria, and Poland

# Social Progress Index rank: 105/132

GDP per capita rank: 120/132

RWANDA



BASIC HUMAN NEEDS	Score (100)	Rank (132)	
	50.14	106	

FOUNDATIONS OF WELLBEING	Score (100)	Rank (132)	
	58.01	105	

OPPORTUNITY	Score (100)	Rank (132)	
	40.23	105	

Nutrition and Basic Medical Care	Score (100)	Rank (132)	
	66.57	110	
Undernourishment			
Depth of food deficit			
Maternal mortality rate			
Stillbirth rate			
Child mortality rate			
Deaths from infectious diseases			

Access to Basic Knowledge	Score (100)	Rank (132)	
	67.90	110	
Adult literacy rate			
Primary school enrollment			
Lower secondary school enrollment			
Upper secondary school enrollment			
Gender parity in secondary enrollment			

Personal Rights	Score (100)	Rank (132)	
	33.89	103	
Political rights			
Freedom of speech			
Freedom of assembly/association			
Freedom of movement			
Private property rights			

Water and Sanitation	Score (100)	Rank (132)	
	50.72	103	
Access to piped water			
Rural vs. urban access to improved water source			
Access to improved sanitation facilities			

Access to Information and Communications	Score (100)	Rank (132)	
	25.69	129	
Mobile telephone subscriptions			
Internet users			
Press Freedom Index			

Personal Freedom and Choice	Score (100)	Rank (132)	
	67.01	65	
Freedom over life choices			
Freedom of religion			
Modern slavery, human trafficking, child marriage			
Satisfied demand for contraception			
Corruption			

Shelter	Score (100)	Rank (132)	
	34.96	107	
Availability of affordable housing			
Access to electricity			
Quality of electricity supply			
Indoor air pollution attributable deaths			

Health and Wellness	Score (100)	Rank (132)	
	74.73	58	
Life expectancy			
Non-communicable disease deaths between 30 and 70			
Obesity rate			
Outdoor air pollution attributable deaths			
Suicide rate			

Tolerance and Inclusion	Score (100)	Rank (132)	
	42.35	89	
Women treated with respect			
Tolerance for immigrants			
Tolerance for homosexuals			
Discrimination and violence against minorities			
Religious tolerance			
Community safety net			

Personal Safety	Score (100)	Rank (132)	
	48.33	100	
Homicide rate			
Level of violent crime			
Perceived criminality			
Political terror			
Traffic deaths			

Ecosystem Sustainability	Score (100)	Rank (132)	
	63.71	36	
Greenhouse gas emissions			
Water withdrawals as a percent of resources			
Biodiversity and habitat			

Access to Advanced Education	Score (100)	Rank (132)	
	17.67	109	
Years of tertiary schooling			
Women's average years in school			
Inequality in the attainment of education			
Number of globally ranked universities			

Relative Strength Neutral Relative Weakness n/a – no data available

Strengths and weaknesses are relative to 15 countries of similar GDP:

Uganda, Nepal, Mali, Burkina Faso, Benin, Tanzania, Central African Republic, Guinea, Togo, Mozambique, Zambia, Madagascar, Kenya, Bangladesh, and Niger

# Social Progress Index rank: 65/132

GDP per capita rank: 21/132

## SAUDI ARABIA



BASIC HUMAN NEEDS	Score (100)	Rank (132)	Relative Strength
	83.12	40	Relative Weakness

FOUNDATIONS OF WELLBEING	Score (100)	Rank (132)	Relative Strength
	69.84	60	Relative Weakness

OPPORTUNITY	Score (100)	Rank (132)	Relative Strength
	40.18	106	Relative Weakness

Nutrition and Basic Medical Care	Score (100)	Rank (132)	Relative Strength
	95.15	44	Relative Weakness
Undernourishment			Neutral
Depth of food deficit			Relative Weakness
Maternal mortality rate			Relative Weakness
Stillbirth rate			Relative Weakness
Child mortality rate			Relative Weakness
Deaths from infectious diseases			Relative Weakness

Access to Basic Knowledge	Score (100)	Rank (132)	Relative Strength
	94.07	51	Relative Weakness
Adult literacy rate			Relative Weakness
Primary school enrollment			Relative Weakness
Lower secondary school enrollment			Neutral
Upper secondary school enrollment			Relative Weakness
Gender parity in secondary enrollment			Relative Weakness

Personal Rights	Score (100)	Rank (132)	Relative Strength
	9.60	129	Relative Weakness
Political rights			Relative Weakness
Freedom of speech			Relative Weakness
Freedom of assembly/association			Relative Weakness
Freedom of movement			Relative Weakness
Private property rights			Relative Weakness

Water and Sanitation	Score (100)	Rank (132)	Relative Strength
	90.40	53	Relative Weakness
Access to piped water			Relative Weakness
Rural vs. urban access to improved water source			Neutral
Access to improved sanitation facilities			Neutral

Access to Information and Communications	Score (100)	Rank (132)	Relative Strength
	57.82	78	Relative Weakness
Mobile telephone subscriptions			Neutral
Internet users			Relative Weakness
Press Freedom Index			Relative Weakness

Personal Freedom and Choice	Score (100)	Rank (132)	Relative Strength
	57.02	110	Relative Weakness
Freedom over life choices			Relative Weakness
Freedom of religion			Relative Weakness
Modern slavery, human trafficking, child marriage			Relative Weakness
Satisfied demand for contraception			Relative Weakness
Corruption			Neutral

Shelter	Score (100)	Rank (132)	Relative Strength
	82.01	24	Neutral
Availability of affordable housing			Neutral
Access to electricity			Relative Weakness
Quality of electricity supply			Neutral
Indoor air pollution attributable deaths			Neutral

Health and Wellness	Score (100)	Rank (132)	Relative Strength
	70.54	85	Relative Weakness
Life expectancy			Relative Weakness
Non-communicable disease deaths between 30 and 70			Relative Weakness
Obesity rate			Relative Weakness
Outdoor air pollution attributable deaths			Neutral
Suicide rate			Relative Strength

Tolerance and Inclusion	Score (100)	Rank (132)	Relative Strength
	50.78	62	Relative Weakness
Women treated with respect			Relative Strength
Tolerance for immigrants			Neutral
Tolerance for homosexuals			n/a
Discrimination and violence against minorities			Relative Weakness
Religious tolerance			Relative Weakness
Community safety net			Relative Weakness

Personal Safety	Score (100)	Rank (132)	Relative Strength
	64.93	59	Relative Weakness
Homicide rate			Neutral
Level of violent crime			Neutral
Perceived criminality			Relative Weakness
Political terror			Relative Weakness
Traffic deaths			Relative Weakness

Ecosystem Sustainability	Score (100)	Rank (132)	Relative Strength
	56.94	61	Neutral
Greenhouse gas emissions			Neutral
Water withdrawals as a percent of resources			Relative Weakness
Biodiversity and habitat			Relative Strength

Access to Advanced Education	Score (100)	Rank (132)	Relative Strength
	43.34	58	Relative Weakness
Years of tertiary schooling			Neutral
Women's average years in school			Relative Weakness
Inequality in the attainment of education			n/a
Number of globally ranked universities			Neutral

■ Relative Strength   
 ■ Neutral   
 ■ Relative Weakness   
 n/a – no data available

**Strengths and weaknesses are relative to 15 countries of similar GDP:**

Israel, Korea, Republic of, Spain, Italy, New Zealand, France, Slovenia, Czech Republic, Japan, Trinidad and Tobago, Finland, Denmark, Belgium, United Kingdom, and Slovakia



# Social Progress Index rank: 97/132

GDP per capita rank: 112/132

SENEGAL



BASIC HUMAN NEEDS	Score (100)	Rank (132)	Indicator
	54.11	101	

FOUNDATIONS OF WELLBEING	Score (100)	Rank (132)	Indicator
	63.55	88	

OPPORTUNITY	Score (100)	Rank (132)	Indicator
	42.90	96	

Nutrition and Basic Medical Care	Score (100)	Rank (132)	Indicator
	66.92	109	
Undernourishment			
Depth of food deficit			
Maternal mortality rate			
Stillbirth rate			
Child mortality rate			
Deaths from infectious diseases			

Access to Basic Knowledge	Score (100)	Rank (132)	Indicator
	52.28	121	
Adult literacy rate			
Primary school enrollment			
Lower secondary school enrollment			
Upper secondary school enrollment			
Gender parity in secondary enrollment			

Personal Rights	Score (100)	Rank (132)	Indicator
	59.62	63	
Political rights			
Freedom of speech			
Freedom of assembly/association			
Freedom of movement			
Private property rights			

Water and Sanitation	Score (100)	Rank (132)	Indicator
	45.43	108	
Access to piped water			
Rural vs. urban access to improved water source			
Access to improved sanitation facilities			

Access to Information and Communications	Score (100)	Rank (132)	Indicator
	52.35	88	
Mobile telephone subscriptions			
Internet users			
Press Freedom Index			

Personal Freedom and Choice	Score (100)	Rank (132)	Indicator
	55.21	113	
Freedom over life choices			
Freedom of religion			
Modern slavery, human trafficking, child marriage			
Satisfied demand for contraception			
Corruption			

Shelter	Score (100)	Rank (132)	Indicator
	39.84	101	
Availability of affordable housing			
Access to electricity			
Quality of electricity supply			
Indoor air pollution attributable deaths			

Health and Wellness	Score (100)	Rank (132)	Indicator
	74.83	56	
Life expectancy			
Non-communicable disease deaths between 30 and 70			
Obesity rate			
Outdoor air pollution attributable deaths			
Suicide rate			

Tolerance and Inclusion	Score (100)	Rank (132)	Indicator
	48.26	75	
Women treated with respect			
Tolerance for immigrants			
Tolerance for homosexuals			
Discrimination and violence against minorities			
Religious tolerance			
Community safety net			

Personal Safety	Score (100)	Rank (132)	Indicator
	64.25	61	
Homicide rate			
Level of violent crime			
Perceived criminality			
Political terror			
Traffic deaths			

Ecosystem Sustainability	Score (100)	Rank (132)	Indicator
	74.73	9	
Greenhouse gas emissions			
Water withdrawals as a percent of resources			
Biodiversity and habitat			

Access to Advanced Education	Score (100)	Rank (132)	Indicator
	8.53	126	
Years of tertiary schooling			
Women's average years in school			
Inequality in the attainment of education			
Number of globally ranked universities			

■ Relative Strength   
 ■ Neutral   
 ■ Relative Weakness   
 n/a – no data available

**Strengths and weaknesses are relative to 15 countries of similar GDP:**

Lesotho, Bangladesh, Ghana, Kenya, Zambia, Chad, Sudan, Tajikistan, Tanzania, Benin, Cameroon, Burkina Faso, Djibouti, Nepal, and Kyrgyzstan

# Social Progress Index rank: 41/132

GDP per capita rank: 59/132

SERBIA



BASIC HUMAN NEEDS				FOUNDATIONS OF WELLBEING				OPPORTUNITY			
	Score (100)	Rank (132)			Score (100)	Rank (132)			Score (100)	Rank (132)	
<b>BASIC HUMAN NEEDS</b>	<b>81.86</b>	<b>47</b>		<b>FOUNDATIONS OF WELLBEING</b>	<b>77.10</b>	<b>27</b>		<b>OPPORTUNITY</b>	<b>52.87</b>	<b>62</b>	
<b>Nutrition and Basic Medical Care</b>	<b>96.51</b>	<b>37</b>		<b>Access to Basic Knowledge</b>	<b>94.24</b>	<b>50</b>		<b>Personal Rights</b>	<b>54.45</b>	<b>69</b>	
Undernourishment				Adult literacy rate				Political rights			
Depth of food deficit				Primary school enrollment				Freedom of speech			
Maternal mortality rate				Lower secondary school enrollment				Freedom of assembly/association			
Stillbirth rate				Upper secondary school enrollment				Freedom of movement			
Child mortality rate				Gender parity in secondary enrollment				Private property rights			
Deaths from infectious diseases											
<b>Water and Sanitation</b>	<b>94.63</b>	<b>41</b>		<b>Access to Information and Communications</b>	<b>67.15</b>	<b>50</b>		<b>Personal Freedom and Choice</b>	<b>62.74</b>	<b>81</b>	
Access to piped water				Mobile telephone subscriptions				Freedom over life choices			
Rural vs. urban access to improved water source				Internet users				Freedom of religion			
Access to improved sanitation facilities				Press Freedom Index				Modern slavery, human trafficking, child marriage			
								Satisfied demand for contraception			
								Corruption			
<b>Shelter</b>	<b>63.74</b>	<b>72</b>		<b>Health and Wellness</b>	<b>67.99</b>	<b>103</b>		<b>Tolerance and Inclusion</b>	<b>47.06</b>	<b>78</b>	
Availability of affordable housing				Life expectancy				Women treated with respect			
Access to electricity				Non-communicable disease deaths between 30 and 70				Tolerance for immigrants			
Quality of electricity supply				Obesity rate				Tolerance for homosexuals			
Indoor air pollution attributable deaths				Outdoor air pollution attributable deaths				Discrimination and violence against minorities			
				Suicide rate				Religious tolerance			
								Community safety net			
<b>Personal Safety</b>	<b>72.56</b>	<b>38</b>		<b>Ecosystem Sustainability</b>	<b>79.03</b>	<b>3</b>		<b>Access to Advanced Education</b>	<b>47.24</b>	<b>49</b>	
Homicide rate				Greenhouse gas emissions				Years of tertiary schooling			
Level of violent crime				Water withdrawals as a percent of resources				Women's average years in school			
Perceived criminality				Biodiversity and habitat				Inequality in the attainment of education			
Political terror								Number of globally ranked universities			
Traffic deaths											

Relative Strength Neutral Relative Weakness n/a – no data available

Strengths and weaknesses are relative to 15 countries of similar GDP:

South Africa, Peru, Macedonia, Colombia, Brazil, Iran, Azerbaijan, Dominican Republic, Montenegro, Thailand, Ecuador, Tunisia, Costa Rica, Albania, and China

**SOCIAL PROGRESS IMPERATIVE**

www.socialprogressimperative.org

Social Progress Index rank: 24/132

GDP per capita rank: 29/132

SLOVAKIA



BASIC HUMAN NEEDS	Score (100)	Rank (132)	Relative Strength
	90.49	21	Neutral

FOUNDATIONS OF WELLBEING	Score (100)	Rank (132)	Relative Strength
	83.25	14	Relative Strength

OPPORTUNITY	Score (100)	Rank (132)	Relative Strength
	63.04	35	Neutral

Nutrition and Basic Medical Care	Score (100)	Rank (132)	Relative Strength
	96.76	35	Neutral
Undernourishment			Neutral
Depth of food deficit			Relative Weakness
Maternal mortality rate			Neutral
Stillbirth rate			Neutral
Child mortality rate			Relative Weakness
Deaths from infectious diseases			Neutral

Access to Basic Knowledge	Score (100)	Rank (132)	Relative Strength
	96.63	31	Neutral
Adult literacy rate			Neutral
Primary school enrollment			n/a
Lower secondary school enrollment			Relative Weakness
Upper secondary school enrollment			Relative Weakness
Gender parity in secondary enrollment			Neutral

Personal Rights	Score (100)	Rank (132)	Relative Strength
	78.37	28	Neutral
Political rights			Neutral
Freedom of speech			Neutral
Freedom of assembly/association			Neutral
Freedom of movement			Neutral
Private property rights			Neutral

Water and Sanitation	Score (100)	Rank (132)	Relative Strength
	98.15	27	Neutral
Access to piped water			Neutral
Rural vs. urban access to improved water source			Neutral
Access to improved sanitation facilities			Neutral

Access to Information and Communications	Score (100)	Rank (132)	Relative Strength
	88.21	13	Relative Strength
Mobile telephone subscriptions			Neutral
Internet users			Relative Strength
Press Freedom Index			Relative Strength

Personal Freedom and Choice	Score (100)	Rank (132)	Relative Strength
	67.44	63	Neutral
Freedom over life choices			Relative Weakness
Freedom of religion			Neutral
Modern slavery, human trafficking, child marriage			Relative Weakness
Satisfied demand for contraception			Neutral
Corruption			Neutral

Shelter	Score (100)	Rank (132)	Relative Strength
	83.24	20	Relative Strength
Availability of affordable housing			Neutral
Access to electricity			Neutral
Quality of electricity supply			Relative Strength
Indoor air pollution attributable deaths			Neutral

Health and Wellness	Score (100)	Rank (132)	Relative Strength
	73.79	67	Neutral
Life expectancy			Neutral
Non-communicable disease deaths between 30 and 70			Neutral
Obesity rate			Neutral
Outdoor air pollution attributable deaths			Relative Strength
Suicide rate			Neutral

Tolerance and Inclusion	Score (100)	Rank (132)	Relative Strength
	56.15	47	Neutral
Women treated with respect			Neutral
Tolerance for immigrants			Neutral
Tolerance for homosexuals			Neutral
Discrimination and violence against minorities			Neutral
Religious tolerance			Relative Strength
Community safety net			Neutral

Personal Safety	Score (100)	Rank (132)	Relative Strength
	83.83	20	Neutral
Homicide rate			Neutral
Level of violent crime			Neutral
Perceived criminality			Relative Strength
Political terror			Neutral
Traffic deaths			Neutral

Ecosystem Sustainability	Score (100)	Rank (132)	Relative Strength
	74.38	11	Neutral
Greenhouse gas emissions			Neutral
Water withdrawals as a percent of resources			Neutral
Biodiversity and habitat			Neutral

Access to Advanced Education	Score (100)	Rank (132)	Relative Strength
	50.20	40	Neutral
Years of tertiary schooling			Neutral
Women's average years in school			Neutral
Inequality in the attainment of education			Relative Strength
Number of globally ranked universities			Neutral

Relative Strength (Green), Neutral (Yellow), Relative Weakness (Red), n/a – no data available

Strengths and weaknesses are relative to 15 countries of similar GDP:

Portugal, Greece, Trinidad and Tobago, Estonia, Lithuania, Czech Republic, Poland, Slovenia, Hungary, New Zealand, Italy, Croatia, Spain, Chile, and Latvia

SOCIAL PROGRESS IMPERATIVE

www.socialprogressimperative.org

# Social Progress Index rank: 18/132

GDP per capita rank: 26/132

SLOVENIA



BASIC HUMAN NEEDS	Score (100)	Rank (132)	Relative Strength
	92.05	15	Relative Strength

FOUNDATIONS OF WELLBEING	Score (100)	Rank (132)	Relative Strength
	83.60	12	Relative Strength

OPPORTUNITY	Score (100)	Rank (132)	Relative Strength
	69.30	25	Relative Weakness

Nutrition and Basic Medical Care	Score (100)	Rank (132)	Relative Strength
	98.28	11	Relative Strength
Undernourishment			Neutral
Depth of food deficit			Neutral
Maternal mortality rate			Neutral
Stillbirth rate			Neutral
Child mortality rate			Neutral
Deaths from infectious diseases			Neutral

Access to Basic Knowledge	Score (100)	Rank (132)	Relative Strength
	97.64	22	Neutral
Adult literacy rate			Neutral
Primary school enrollment			Neutral
Lower secondary school enrollment			Relative Weakness
Upper secondary school enrollment			Neutral
Gender parity in secondary enrollment			Relative Weakness

Personal Rights	Score (100)	Rank (132)	Relative Strength
	80.76	24	Relative Weakness
Political rights			Relative Weakness
Freedom of speech			Relative Weakness
Freedom of assembly/association			Relative Weakness
Freedom of movement			Relative Weakness
Private property rights			Relative Weakness

Water and Sanitation	Score (100)	Rank (132)	Relative Strength
	99.64	19	Neutral
Access to piped water			Neutral
Rural vs. urban access to improved water source			Neutral
Access to improved sanitation facilities			Neutral

Access to Information and Communications	Score (100)	Rank (132)	Relative Strength
	79.53	26	Neutral
Mobile telephone subscriptions			Neutral
Internet users			Neutral
Press Freedom Index			Neutral

Personal Freedom and Choice	Score (100)	Rank (132)	Relative Strength
	82.07	21	Neutral
Freedom over life choices			Relative Strength
Freedom of religion			Relative Weakness
Modern slavery, human trafficking, child marriage			Relative Weakness
Satisfied demand for contraception			Relative Weakness
Corruption			Relative Weakness

Shelter	Score (100)	Rank (132)	Relative Strength
	78.90	32	Neutral
Availability of affordable housing			Relative Weakness
Access to electricity			Neutral
Quality of electricity supply			Relative Strength
Indoor air pollution attributable deaths			Neutral

Health and Wellness	Score (100)	Rank (132)	Relative Strength
	75.65	49	Neutral
Life expectancy			Neutral
Non-communicable disease deaths between 30 and 70			Neutral
Obesity rate			Neutral
Outdoor air pollution attributable deaths			Neutral
Suicide rate			Relative Weakness

Tolerance and Inclusion	Score (100)	Rank (132)	Relative Strength
	63.53	27	Neutral
Women treated with respect			Relative Weakness
Tolerance for immigrants			Relative Weakness
Tolerance for homosexuals			Relative Weakness
Discrimination and violence against minorities			Relative Weakness
Religious tolerance			Relative Weakness
Community safety net			Relative Strength

Personal Safety	Score (100)	Rank (132)	Relative Strength
	91.39	10	Relative Strength
Homicide rate			Neutral
Level of violent crime			Relative Strength
Perceived criminality			Relative Weakness
Political terror			Relative Weakness
Traffic deaths			Relative Weakness

Ecosystem Sustainability	Score (100)	Rank (132)	Relative Strength
	81.59	2	Relative Strength
Greenhouse gas emissions			Neutral
Water withdrawals as a percent of resources			Relative Strength
Biodiversity and habitat			Relative Strength

Access to Advanced Education	Score (100)	Rank (132)	Relative Strength
	50.83	38	Relative Weakness
Years of tertiary schooling			Relative Weakness
Women's average years in school			Relative Weakness
Inequality in the attainment of education			Relative Weakness
Number of globally ranked universities			Relative Weakness

■ Relative Strength   
 ■ Neutral   
 ■ Relative Weakness   
 n/a – no data available

**Strengths and weaknesses are relative to 15 countries of similar GDP:**

Czech Republic, Trinidad and Tobago, New Zealand, Italy, Spain, Israel, Saudi Arabia, Slovakia, Portugal, Korea, Republic of, Greece, France, Estonia, Lithuania, and Poland



# Social Progress Index rank: 69/132

GDP per capita rank: 58/132

SOUTH AFRICA



BASIC HUMAN NEEDS	Score (100)	Rank (132)	Relative Strength
	60.20	94	W

FOUNDATIONS OF WELLBEING	Score (100)	Rank (132)	Relative Strength
	67.49	71	W

OPPORTUNITY	Score (100)	Rank (132)	Relative Strength
	61.19	40	S

Nutrition and Basic Medical Care	Score (100)	Rank (132)	Relative Strength
	75.90	95	W
Undernourishment			N
Depth of food deficit			N
Maternal mortality rate			W
Stillbirth rate			W
Child mortality rate			W
Deaths from infectious diseases			W

Access to Basic Knowledge	Score (100)	Rank (132)	Relative Strength
	92.85	59	N
Adult literacy rate			N
Primary school enrollment			W
Lower secondary school enrollment			N
Upper secondary school enrollment			S
Gender parity in secondary enrollment			N

Personal Rights	Score (100)	Rank (132)	Relative Strength
	74.94	32	S
Political rights			S
Freedom of speech			N
Freedom of assembly/association			S
Freedom of movement			N
Private property rights			S

Water and Sanitation	Score (100)	Rank (132)	Relative Strength
	69.80	85	W
Access to piped water			W
Rural vs. urban access to improved water source			W
Access to improved sanitation facilities			W

Access to Information and Communications	Score (100)	Rank (132)	Relative Strength
	70.52	41	N
Mobile telephone subscriptions			N
Internet users			N
Press Freedom Index			S

Personal Freedom and Choice	Score (100)	Rank (132)	Relative Strength
	70.82	50	N
Freedom over life choices			N
Freedom of religion			S
Modern slavery, human trafficking, child marriage			S
Satisfied demand for contraception			N
Corruption			N

Shelter	Score (100)	Rank (132)	Relative Strength
	64.20	71	W
Availability of affordable housing			N
Access to electricity			W
Quality of electricity supply			W
Indoor air pollution attributable deaths			N

Health and Wellness	Score (100)	Rank (132)	Relative Strength
	62.36	121	W
Life expectancy			W
Non-communicable disease deaths between 30 and 70			W
Obesity rate			W
Outdoor air pollution attributable deaths			N
Suicide rate			N

Tolerance and Inclusion	Score (100)	Rank (132)	Relative Strength
	58.35	42	S
Women treated with respect			N
Tolerance for immigrants			N
Tolerance for homosexuals			S
Discrimination and violence against minorities			S
Religious tolerance			N
Community safety net			S

Personal Safety	Score (100)	Rank (132)	Relative Strength
	30.90	128	W
Homicide rate			W
Level of violent crime			W
Perceived criminality			W
Political terror			N
Traffic deaths			W

Ecosystem Sustainability	Score (100)	Rank (132)	Relative Strength
	44.21	92	W
Greenhouse gas emissions			W
Water withdrawals as a percent of resources			W
Biodiversity and habitat			N

Access to Advanced Education	Score (100)	Rank (132)	Relative Strength
	40.66	71	N
Years of tertiary schooling			W
Women's average years in school			N
Inequality in the attainment of education			N
Number of globally ranked universities			S

■ Relative Strength   
 ■ Neutral   
 ■ Relative Weakness   
 n/a – no data available

**Strengths and weaknesses are relative to 15 countries of similar GDP:**

*Serbia, Brazil, Peru, Macedonia, Iran, Colombia, Montenegro, Azerbaijan, Dominican Republic, Costa Rica, Thailand, Ecuador, Tunisia, Romania, and Albania*

# Social Progress Index rank: 21/132

GDP per capita rank: 23/132

SPAIN



BASIC HUMAN NEEDS	Score (100)	Rank (132)	Relative Strength
	90.22	22	Neutral

FOUNDATIONS OF WELLBEING	Score (100)	Rank (132)	Relative Strength
	76.90	28	Neutral

OPPORTUNITY	Score (100)	Rank (132)	Relative Strength
	75.19	17	Neutral

Nutrition and Basic Medical Care	Score (100)	Rank (132)	Relative Strength
	98.16	17	Neutral
Undernourishment			Neutral
Depth of food deficit			Neutral
Maternal mortality rate			Neutral
Stillbirth rate			Neutral
Child mortality rate			Neutral
Deaths from infectious diseases			Neutral

Access to Basic Knowledge	Score (100)	Rank (132)	Relative Strength
	99.37	4	Relative Strength
Adult literacy rate			Neutral
Primary school enrollment			Neutral
Lower secondary school enrollment			Neutral
Upper secondary school enrollment			Neutral
Gender parity in secondary enrollment			Neutral

Personal Rights	Score (100)	Rank (132)	Relative Strength
	83.16	20	Neutral
Political rights			Neutral
Freedom of speech			Neutral
Freedom of assembly/association			Neutral
Freedom of movement			Neutral
Private property rights			Neutral

Water and Sanitation	Score (100)	Rank (132)	Relative Strength
	99.75	18	Neutral
Access to piped water			Neutral
Rural vs. urban access to improved water source			Neutral
Access to improved sanitation facilities			Neutral

Access to Information and Communications	Score (100)	Rank (132)	Relative Strength
	80.15	25	Neutral
Mobile telephone subscriptions			Neutral
Internet users			Neutral
Press Freedom Index			Neutral

Personal Freedom and Choice	Score (100)	Rank (132)	Relative Strength
	77.32	27	Neutral
Freedom over life choices			Neutral
Freedom of religion			Neutral
Modern slavery, human trafficking, child marriage			Neutral
Satisfied demand for contraception			Neutral
Corruption			Neutral

Shelter	Score (100)	Rank (132)	Relative Strength
	82.50	23	Neutral
Availability of affordable housing			Neutral
Access to electricity			Neutral
Quality of electricity supply			Neutral
Indoor air pollution attributable deaths			n/a

Health and Wellness	Score (100)	Rank (132)	Relative Strength
	80.83	12	Relative Strength
Life expectancy			Neutral
Non-communicable disease deaths between 30 and 70			Neutral
Obesity rate			Neutral
Outdoor air pollution attributable deaths			Neutral
Suicide rate			Relative Strength

Tolerance and Inclusion	Score (100)	Rank (132)	Relative Strength
	72.70	15	Relative Strength
Women treated with respect			Neutral
Tolerance for immigrants			Relative Strength
Tolerance for homosexuals			Relative Strength
Discrimination and violence against minorities			Relative Weakness
Religious tolerance			Neutral
Community safety net			Neutral

Personal Safety	Score (100)	Rank (132)	Relative Strength
	80.45	24	Neutral
Homicide rate			Neutral
Level of violent crime			Neutral
Perceived criminality			Relative Weakness
Political terror			Neutral
Traffic deaths			Neutral

Ecosystem Sustainability	Score (100)	Rank (132)	Relative Strength
	47.26	86	Relative Weakness
Greenhouse gas emissions			Neutral
Water withdrawals as a percent of resources			Neutral
Biodiversity and habitat			Neutral

Access to Advanced Education	Score (100)	Rank (132)	Relative Strength
	67.58	14	Neutral
Years of tertiary schooling			Neutral
Women's average years in school			Relative Weakness
Inequality in the attainment of education			Neutral
Number of globally ranked universities			Relative Strength

■ Relative Strength    
 ■ Neutral    
 ■ Relative Weakness    
 n/a – no data available

**Strengths and weaknesses are relative to 15 countries of similar GDP:**

*Italy, New Zealand, Israel, Saudi Arabia, Korea, Republic of, Slovenia, Czech Republic, Trinidad and Tobago, France, Japan, Finland, Slovakia, Portugal, Greece, and Denmark*

# Social Progress Index rank: 85/132

GDP per capita rank: 78/132

SRI LANKA



BASIC HUMAN NEEDS			FOUNDATIONS OF WELLBEING			OPPORTUNITY		
	Score (100)	Rank (132)		Score (100)	Rank (132)		Score (100)	Rank (132)
<b>Nutrition and Basic Medical Care</b>	69.05	77	<b>Access to Basic Knowledge</b>	95.67	36	<b>Personal Rights</b>	26.79	115
Undernourishment			Adult literacy rate			Political rights		
Depth of food deficit			Primary school enrollment			Freedom of speech		
Maternal mortality rate			Lower secondary school enrollment			Freedom of assembly/association		
Stillbirth rate			Upper secondary school enrollment			Freedom of movement		
Child mortality rate			Gender parity in secondary enrollment			Private property rights		
Deaths from infectious diseases								
<b>Water and Sanitation</b>	72.11	82	<b>Access to Information and Communications</b>	43.76	103	<b>Personal Freedom and Choice</b>	70.65	51
Access to piped water			Mobile telephone subscriptions			Freedom over life choices		
Rural vs. urban access to improved water source			Internet users			Freedom of religion		
Access to improved sanitation facilities			Press Freedom Index			Modern slavery, human trafficking, child marriage		
						Satisfied demand for contraception		
						Corruption		
<b>Shelter</b>	61.21	78	<b>Health and Wellness</b>	74.62	59	<b>Tolerance and Inclusion</b>	30.68	124
Availability of affordable housing			Life expectancy			Women treated with respect		
Access to electricity			Non-communicable disease deaths between 30 and 70			Tolerance for immigrants		
Quality of electricity supply			Obesity rate			Tolerance for homosexuals		
Indoor air pollution attributable deaths			Outdoor air pollution attributable deaths			Discrimination and violence against minorities		
			Suicide rate			Religious tolerance		
						Community safety net		
<b>Personal Safety</b>	60.52	69	<b>Ecosystem Sustainability</b>	55.04	64	<b>Access to Advanced Education</b>	43.10	60
Homicide rate			Greenhouse gas emissions			Years of tertiary schooling		
Level of violent crime			Water withdrawals as a percent of resources			Women's average years in school		
Perceived criminality			Biodiversity and habitat			Inequality in the attainment of education		
Political terror						Number of globally ranked universities		
Traffic deaths								

■ Relative Strength   
 ■ Neutral   
 ■ Relative Weakness   
 n/a – no data available

**Strengths and weaknesses are relative to 15 countries of similar GDP:**

Paraguay, Jordan, Angola, Georgia, Egypt, Mongolia, El Salvador, Morocco, Bolivia, Swaziland, Guatemala, Ukraine, Indonesia, Namibia, and Congo, Republic of

**SOCIAL  
PROGRESS  
IMPERATIVE**

www.socialprogressimperative.org

# Social Progress Index rank: 128/132

GDP per capita rank: 108/132

SUDAN



BASIC HUMAN NEEDS	Score (100)	Rank (132)	Relative Strength
	42.27	117	Neutral

FOUNDATIONS OF WELLBEING	Score (100)	Rank (132)	Relative Strength
	46.57	126	Relative Weakness

OPPORTUNITY	Score (100)	Rank (132)	Relative Strength
	26.50	130	Relative Weakness

Nutrition and Basic Medical Care	Score	Rank	Relative Strength
	55.11	124	Relative Weakness
Undernourishment			Relative Weakness
Depth of food deficit			Relative Weakness
Maternal mortality rate			Relative Weakness
Stillbirth rate			n/a
Child mortality rate			Neutral
Deaths from infectious diseases			Neutral

Access to Basic Knowledge	Score	Rank	Relative Strength
	58.84	115	Neutral
Adult literacy rate			Neutral
Primary school enrollment			n/a
Lower secondary school enrollment			Neutral
Upper secondary school enrollment			Neutral
Gender parity in secondary enrollment			Neutral

Personal Rights	Score	Rank	Relative Strength
	20.32	120	Relative Weakness
Political rights			Neutral
Freedom of speech			Relative Weakness
Freedom of assembly/association			Relative Weakness
Freedom of movement			Neutral
Private property rights			n/a

Water and Sanitation	Score	Rank	Relative Strength
	41.95	110	Neutral
Access to piped water			Neutral
Rural vs. urban access to improved water source			Relative Strength
Access to improved sanitation facilities			Neutral

Access to Information and Communications	Score	Rank	Relative Strength
	32.9	119	Relative Weakness
Mobile telephone subscriptions			Neutral
Internet users			Relative Weakness
Press Freedom Index			Relative Weakness

Personal Freedom and Choice	Score	Rank	Relative Strength
	34.05	131	Relative Weakness
Freedom over life choices			Relative Weakness
Freedom of religion			Relative Weakness
Modern slavery, human trafficking, child marriage			Neutral
Satisfied demand for contraception			Relative Weakness
Corruption			Relative Weakness

Shelter	Score	Rank	Relative Strength
	34.77	109	Neutral
Availability of affordable housing			Neutral
Access to electricity			Neutral
Quality of electricity supply			n/a
Indoor air pollution attributable deaths			Neutral

Health and Wellness	Score	Rank	Relative Strength
	69.68	90	Neutral
Life expectancy			Neutral
Non-communicable disease deaths between 30 and 70			Neutral
Obesity rate			Neutral
Outdoor air pollution attributable deaths			Neutral
Suicide rate			Relative Weakness

Tolerance and Inclusion	Score	Rank	Relative Strength
	31.12	123	Relative Weakness
Women treated with respect			Neutral
Tolerance for immigrants			Neutral
Tolerance for homosexuals			Neutral
Discrimination and violence against minorities			Relative Weakness
Religious tolerance			Relative Weakness
Community safety net			Neutral

Personal Safety	Score	Rank	Relative Strength
	37.25	123	Relative Weakness
Homicide rate			Neutral
Level of violent crime			Relative Strength
Perceived criminality			Neutral
Political terror			Relative Weakness
Traffic deaths			Neutral

Ecosystem Sustainability	Score	Rank	Relative Strength
	24.87	126	Relative Weakness
Greenhouse gas emissions			Relative Weakness
Water withdrawals as a percent of resources			Neutral
Biodiversity and habitat			Neutral

Access to Advanced Education	Score	Rank	Relative Strength
	20.50	103	Neutral
Years of tertiary schooling			Neutral
Women's average years in school			Neutral
Inequality in the attainment of education			n/a
Number of globally ranked universities			Neutral

■ Relative Strength   
 ■ Neutral   
 ■ Relative Weakness   
 n/a – no data available

**Strengths and weaknesses are relative to 15 countries of similar GDP:**

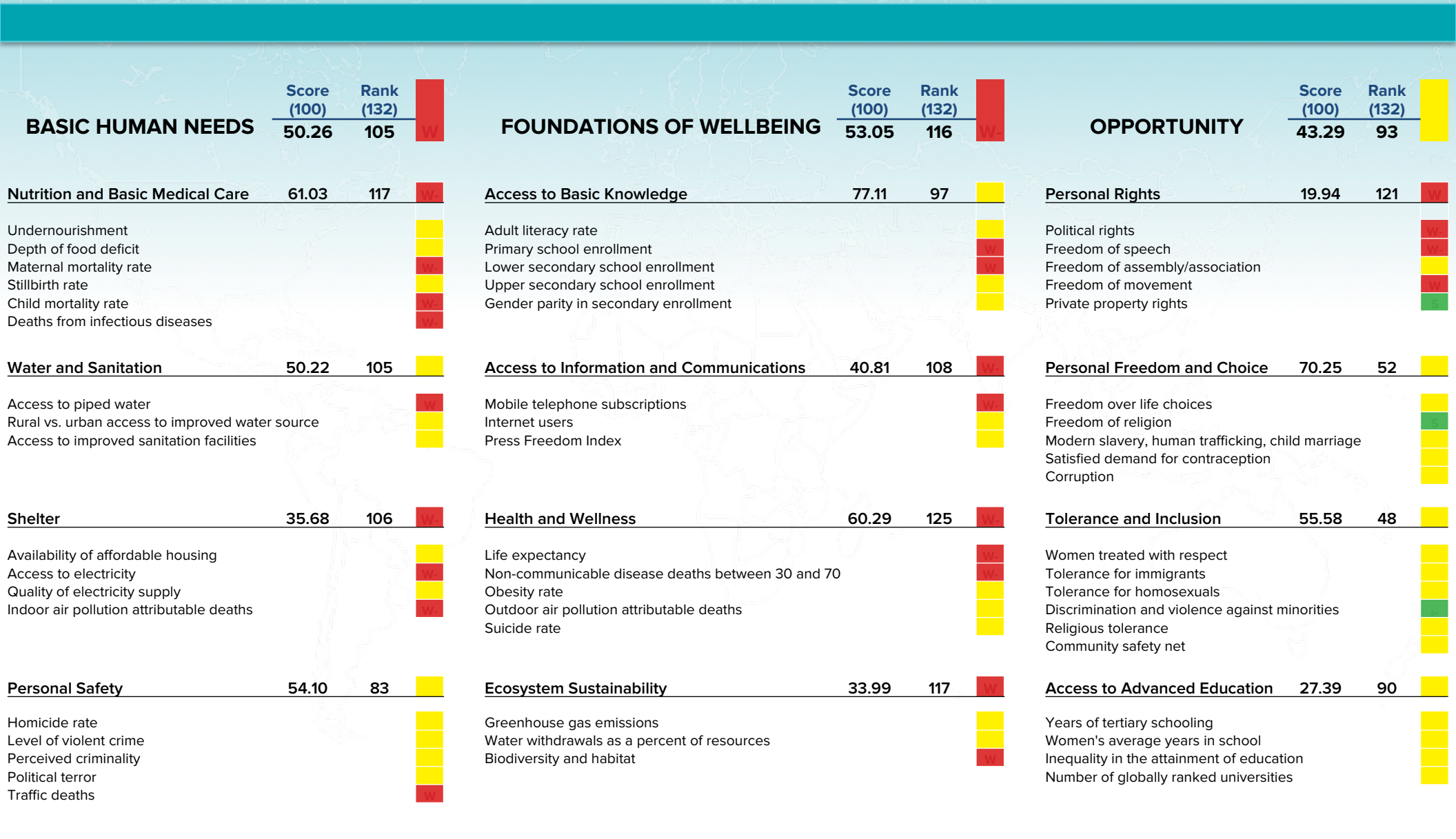
Chad, Tajikistan, Ghana, Cameroon, Djibouti, Kyrgyzstan, Lesotho, Senegal, Yemen, Cambodia, Bangladesh, Mauritania, Kenya, Zambia, and Nigeria



# Social Progress Index rank: 108/132

GDP per capita rank: 86/132

## SWAZILAND



Relative Strength   Neutral   Relative Weakness   n/a – no data available

**Strengths and weaknesses are relative to 15 countries of similar GDP:**

Bolivia, Morocco, Guatemala, Mongolia, Indonesia, Georgia, Congo, Republic of, Philippines, Angola, Jordan, Paraguay, Iraq, Sri Lanka, Honduras, and Nicaragua

**SOCIAL PROGRESS IMPERATIVE**

www.socialprogressimperative.org

# Social Progress Index rank: 6/132

GDP per capita rank: 11/132

SWEDEN



BASIC HUMAN NEEDS	Score (100)	Rank (132)	Relative Strength
	94.59	5	Neutral

FOUNDATIONS OF WELLBEING	Score (100)	Rank (132)	Relative Strength
	84.71	9	Neutral

OPPORTUNITY	Score (100)	Rank (132)	Relative Strength
	81.95	7	Neutral

Nutrition and Basic Medical Care	Score (100)	Rank (132)	Relative Strength
	98.26	13	Neutral
Undernourishment			Neutral
Depth of food deficit			Relative Weakness
Maternal mortality rate			Relative Strength
Stillbirth rate			Neutral
Child mortality rate			Relative Strength
Deaths from infectious diseases			Neutral

Access to Basic Knowledge	Score (100)	Rank (132)	Relative Strength
	98.16	15	Neutral
Adult literacy rate			Neutral
Primary school enrollment			Relative Weakness
Lower secondary school enrollment			Relative Strength
Upper secondary school enrollment			Neutral
Gender parity in secondary enrollment			Neutral

Personal Rights	Score (100)	Rank (132)	Relative Strength
	87.96	9	Neutral
Political rights			Neutral
Freedom of speech			Neutral
Freedom of assembly/association			Neutral
Freedom of movement			Neutral
Private property rights			Neutral

Water and Sanitation	Score (100)	Rank (132)	Relative Strength
	100.00	1	Neutral
Access to piped water			Neutral
Rural vs. urban access to improved water source			Neutral
Access to improved sanitation facilities			Neutral

Access to Information and Communications	Score (100)	Rank (132)	Relative Strength
	98.14	3	Relative Strength
Mobile telephone subscriptions			Neutral
Internet users			Relative Strength
Press Freedom Index			Relative Strength

Personal Freedom and Choice	Score (100)	Rank (132)	Relative Strength
	93.08	5	Relative Strength
Freedom over life choices			Neutral
Freedom of religion			Neutral
Modern slavery, human trafficking, child marriage			Neutral
Satisfied demand for contraception			Neutral
Corruption			Relative Strength

Shelter	Score (100)	Rank (132)	Relative Strength
	86.74	11	Neutral
Availability of affordable housing			Neutral
Access to electricity			Neutral
Quality of electricity supply			Neutral
Indoor air pollution attributable deaths			Neutral

Health and Wellness	Score (100)	Rank (132)	Relative Strength
	82.15	4	Relative Strength
Life expectancy			Neutral
Non-communicable disease deaths between 30 and 70			Neutral
Obesity rate			Neutral
Outdoor air pollution attributable deaths			Neutral
Suicide rate			Neutral

Tolerance and Inclusion	Score (100)	Rank (132)	Relative Strength
	78.13	8	Neutral
Women treated with respect			Relative Weakness
Tolerance for immigrants			Neutral
Tolerance for homosexuals			Neutral
Discrimination and violence against minorities			Relative Strength
Religious tolerance			Relative Weakness
Community safety net			Neutral

Personal Safety	Score (100)	Rank (132)	Relative Strength
	93.35	2	Relative Strength
Homicide rate			Neutral
Level of violent crime			Neutral
Perceived criminality			Neutral
Political terror			Neutral
Traffic deaths			Relative Strength

Ecosystem Sustainability	Score (100)	Rank (132)	Relative Strength
	60.42	48	Neutral
Greenhouse gas emissions			Neutral
Water withdrawals as a percent of resources			Neutral
Biodiversity and habitat			Neutral

Access to Advanced Education	Score (100)	Rank (132)	Relative Strength
	68.63	11	Neutral
Years of tertiary schooling			Neutral
Women's average years in school			Relative Strength
Inequality in the attainment of education			Neutral
Number of globally ranked universities			Neutral

■ Relative Strength   
 ■ Neutral   
 ■ Relative Weakness   
 n/a – no data available


**Strengths and weaknesses are relative to 15 countries of similar GDP:**

Germany, Australia, Canada, Iceland, Austria, United Arab Emirates, Netherlands, Ireland, United Kingdom, Belgium, Denmark, Finland, Japan, Switzerland, and France

# Social Progress Index rank: 2/132

GDP per capita rank: 4/132

SWITZERLAND



BASIC HUMAN NEEDS				FOUNDATIONS OF WELLBEING				OPPORTUNITY			
	Score (100)	Rank (132)			Score (100)	Rank (132)			Score (100)	Rank (132)	
<b>Nutrition and Basic Medical Care</b>	<b>98.33</b>	<b>9</b>		<b>Access to Basic Knowledge</b>	<b>94.81</b>	<b>45</b>		<b>Personal Rights</b>	<b>87.96</b>	<b>9</b>	
Undernourishment				Adult literacy rate				Political rights			
Depth of food deficit				Primary school enrollment				Freedom of speech			
Maternal mortality rate				Lower secondary school enrollment				Freedom of assembly/association			
Stillbirth rate				Upper secondary school enrollment				Freedom of movement			
Child mortality rate				Gender parity in secondary enrollment				Private property rights			
Deaths from infectious diseases											
<b>Water and Sanitation</b>	<b>99.92</b>	<b>14</b>		<b>Access to Information and Communications</b>	<b>95.41</b>	<b>8</b>		<b>Personal Freedom and Choice</b>	<b>93.19</b>	<b>3</b>	
Access to piped water				Mobile telephone subscriptions				Freedom over life choices			
Rural vs. urban access to improved water source				Internet users				Freedom of religion			
Access to improved sanitation facilities				Press Freedom Index				Modern slavery, human trafficking, child marriage			
								Satisfied demand for contraception			
								Corruption			
<b>Shelter</b>	<b>88.48</b>	<b>7</b>		<b>Health and Wellness</b>	<b>82.78</b>	<b>3</b>		<b>Tolerance and Inclusion</b>	<b>74.25</b>	<b>12</b>	
Availability of affordable housing				Life expectancy				Women treated with respect			
Access to electricity				Non-communicable disease deaths between 30 and 70				Tolerance for immigrants			
Quality of electricity supply				Obesity rate				Tolerance for homosexuals			
Indoor air pollution attributable deaths				Outdoor air pollution attributable deaths				Discrimination and violence against minorities			
				Suicide rate				Religious tolerance			
								Community safety net			
<b>Personal Safety</b>	<b>92.75</b>	<b>3</b>		<b>Ecosystem Sustainability</b>	<b>86.13</b>	<b>1</b>		<b>Access to Advanced Education</b>	<b>64.30</b>	<b>18</b>	
Homicide rate				Greenhouse gas emissions				Years of tertiary schooling			
Level of violent crime				Water withdrawals as a percent of resources				Women's average years in school			
Perceived criminality				Biodiversity and habitat				Inequality in the attainment of education			
Political terror								Number of globally ranked universities			
Traffic deaths											

Relative Strength    Neutral    Relative Weakness    n/a – no data available

Strengths and weaknesses are relative to 15 countries of similar GDP:

Kuwait, Ireland, Netherlands, United Arab Emirates, Austria, Canada, Australia, Sweden, Germany, Iceland, United States, United Kingdom, Belgium, Denmark, and Finland

**SOCIAL  
PROGRESS  
IMPERATIVE**

www.socialprogressimperative.org

# Social Progress Index rank: 95/132

GDP per capita rank: 107/132

TAJIKISTAN



BASIC HUMAN NEEDS	Score (100)	Rank (132)	Relative Strength
	62.68	92	Relative Strength

FOUNDATIONS OF WELLBEING	Score (100)	Rank (132)	Relative Strength
	60.88	96	Neutral

OPPORTUNITY	Score (100)	Rank (132)	Relative Strength
	44.60	88	Neutral

Nutrition and Basic Medical Care	Score	Rank	Relative Strength
	74.64	98	Neutral
Undernourishment			Relative Weakness
Depth of food deficit			Relative Weakness
Maternal mortality rate			Relative Strength
Stillbirth rate			Relative Strength
Child mortality rate			Neutral
Deaths from infectious diseases			Relative Strength

Access to Basic Knowledge	Score	Rank	Relative Strength
	88.90	78	Relative Strength
Adult literacy rate			Relative Strength
Primary school enrollment			Relative Strength
Lower secondary school enrollment			Relative Strength
Upper secondary school enrollment			Relative Strength
Gender parity in secondary enrollment			Neutral

Personal Rights	Score	Rank	Relative Strength
	41.13	93	Neutral
Political rights			Neutral
Freedom of speech			Neutral
Freedom of assembly/association			Neutral
Freedom of movement			Neutral
Private property rights			Relative Weakness

Water and Sanitation	Score	Rank	Relative Strength
	61.24	90	Relative Strength
Access to piped water			Relative Strength
Rural vs. urban access to improved water source			Neutral
Access to improved sanitation facilities			Relative Strength

Access to Information and Communications	Score	Rank	Relative Strength
	44.58	102	Neutral
Mobile telephone subscriptions			Neutral
Internet users			Neutral
Press Freedom Index			Relative Weakness

Personal Freedom and Choice	Score	Rank	Relative Strength
	54.81	117	Neutral
Freedom over life choices			Neutral
Freedom of religion			Relative Weakness
Modern slavery, human trafficking, child marriage			Relative Strength
Satisfied demand for contraception			Neutral
Corruption			Neutral

Shelter	Score	Rank	Relative Strength
	56.47	88	Relative Strength
Availability of affordable housing			Relative Strength
Access to electricity			Relative Strength
Quality of electricity supply			n/a
Indoor air pollution attributable deaths			Relative Weakness

Health and Wellness	Score	Rank	Relative Strength
	75.20	53	Relative Strength
Life expectancy			Relative Strength
Non-communicable disease deaths between 30 and 70			Neutral
Obesity rate			Neutral
Outdoor air pollution attributable deaths			Relative Strength
Suicide rate			Neutral

Tolerance and Inclusion	Score	Rank	Relative Strength
	41.10	93	Neutral
Women treated with respect			Relative Strength
Tolerance for immigrants			Relative Weakness
Tolerance for homosexuals			Relative Weakness
Discrimination and violence against minorities			Neutral
Religious tolerance			Neutral
Community safety net			Neutral

Personal Safety	Score	Rank	Relative Strength
	58.37	74	Relative Strength
Homicide rate			Relative Strength
Level of violent crime			Neutral
Perceived criminality			Neutral
Political terror			Neutral
Traffic deaths			Neutral

Ecosystem Sustainability	Score	Rank	Relative Strength
	34.83	112	Neutral
Greenhouse gas emissions			Neutral
Water withdrawals as a percent of resources			Relative Weakness
Biodiversity and habitat			Neutral

Access to Advanced Education	Score	Rank	Relative Strength
	41.36	69	Relative Strength
Years of tertiary schooling			Relative Strength
Women's average years in school			Relative Strength
Inequality in the attainment of education			Relative Strength
Number of globally ranked universities			Neutral

■ Relative Strength    
 ■ Neutral    
 ■ Relative Weakness    
 n/a – no data available

**Strengths and weaknesses are relative to 15 countries of similar GDP:**  
 Sudan, Chad, Cameroon, Djibouti, Ghana, Kyrgyzstan, Yemen, Lesotho, Cambodia, Senegal, Bangladesh, Mauritania, Kenya, Nigeria, and Zambia



# Social Progress Index rank: 114/132

GDP per capita rank: 116/132

TANZANIA



BASIC HUMAN NEEDS	Score (100)	Rank (132)	Indicator
	38.79	123	Yellow

FOUNDATIONS OF WELLBEING	Score (100)	Rank (132)	Indicator
	57.27	106	Yellow

OPPORTUNITY	Score (100)	Rank (132)	Indicator
	42.10	102	Yellow

Nutrition and Basic Medical Care	Score	Rank	Indicator
	57.71	121	Red
Undernourishment			Red
Depth of food deficit			Red
Maternal mortality rate			Yellow
Stillbirth rate			Yellow
Child mortality rate			Green
Deaths from infectious diseases			Yellow

Access to Basic Knowledge	Score	Rank	Indicator
	63.56	111	Yellow
Adult literacy rate			Yellow
Primary school enrollment			Green
Lower secondary school enrollment			Yellow
Upper secondary school enrollment			Red
Gender parity in secondary enrollment			Yellow

Personal Rights	Score	Rank	Indicator
	49.33	79	Yellow
Political rights			Yellow
Freedom of speech			Red
Freedom of assembly/association			Yellow
Freedom of movement			Green
Private property rights			Yellow

Water and Sanitation	Score	Rank	Indicator
	21.99	127	Red
Access to piped water			Yellow
Rural vs. urban access to improved water source			Yellow
Access to improved sanitation facilities			Red

Access to Information and Communications	Score	Rank	Indicator
	38.18	111	Yellow
Mobile telephone subscriptions			Yellow
Internet users			Yellow
Press Freedom Index			Yellow

Personal Freedom and Choice	Score	Rank	Indicator
	55.06	114	Yellow
Freedom over life choices			Red
Freedom of religion			Yellow
Modern slavery, human trafficking, child marriage			Yellow
Satisfied demand for contraception			Yellow
Corruption			Yellow

Shelter	Score	Rank	Indicator
	24.13	121	Yellow
Availability of affordable housing			Red
Access to electricity			Yellow
Quality of electricity supply			Yellow
Indoor air pollution attributable deaths			Yellow

Health and Wellness	Score	Rank	Indicator
	70.04	88	Red
Life expectancy			Yellow
Non-communicable disease deaths between 30 and 70			Yellow
Obesity rate			Yellow
Outdoor air pollution attributable deaths			Yellow
Suicide rate			Red

Tolerance and Inclusion	Score	Rank	Indicator
	43.10	88	Yellow
Women treated with respect			Yellow
Tolerance for immigrants			Red
Tolerance for homosexuals			Green
Discrimination and violence against minorities			Yellow
Religious tolerance			Yellow
Community safety net			Yellow

Personal Safety	Score	Rank	Indicator
	51.35	90	Yellow
Homicide rate			Red
Level of violent crime			Yellow
Perceived criminality			Yellow
Political terror			Green
Traffic deaths			Yellow

Ecosystem Sustainability	Score	Rank	Indicator
	57.31	59	Yellow
Greenhouse gas emissions			Yellow
Water withdrawals as a percent of resources			Red
Biodiversity and habitat			Yellow

Access to Advanced Education	Score	Rank	Indicator
	20.92	101	Green
Years of tertiary schooling			Red
Women's average years in school			Green
Inequality in the attainment of education			Green
Number of globally ranked universities			Yellow

■ Relative Strength   
 ■ Neutral   
 ■ Relative Weakness   
 n/a – no data available

**Strengths and weaknesses are relative to 15 countries of similar GDP:**

Benin, Burkina Faso, Zambia, Nepal, Kenya, Rwanda, Uganda, Bangladesh, Senegal, Lesotho, Mali, Ghana, Central African Republic, Guinea, and Togo

# Social Progress Index rank: 59/132

GDP per capita rank: 65/132

THAILAND



BASIC HUMAN NEEDS	Score (100)	Rank (132)	Indicator
	74.10	67	

FOUNDATIONS OF WELLBEING	Score (100)	Rank (132)	Indicator
	71.97	49	

OPPORTUNITY	Score (100)	Rank (132)	Indicator
	49.34	72	

Nutrition and Basic Medical Care	Score	Rank	Indicator
	93.53	56	
Undernourishment			
Depth of food deficit			
Maternal mortality rate			
Stillbirth rate			
Child mortality rate			
Deaths from infectious diseases			

Access to Basic Knowledge	Score	Rank	Indicator
	93.18	58	
Adult literacy rate			
Primary school enrollment			
Lower secondary school enrollment			
Upper secondary school enrollment			
Gender parity in secondary enrollment			

Personal Rights	Score	Rank	Indicator
	49.51	77	
Political rights			
Freedom of speech			
Freedom of assembly/association			
Freedom of movement			
Private property rights			

Water and Sanitation	Score	Rank	Indicator
	81.78	66	
Access to piped water			
Rural vs. urban access to improved water source			
Access to improved sanitation facilities			

Access to Information and Communications	Score	Rank	Indicator
	54.86	84	
Mobile telephone subscriptions			
Internet users			
Press Freedom Index			

Personal Freedom and Choice	Score	Rank	Indicator
	69.71	57	
Freedom over life choices			
Freedom of religion			
Modern slavery, human trafficking, child marriage			
Satisfied demand for contraception			
Corruption			

Shelter	Score	Rank	Indicator
	76.38	45	
Availability of affordable housing			
Access to electricity			
Quality of electricity supply			
Indoor air pollution attributable deaths			

Health and Wellness	Score	Rank	Indicator
	77.98	31	
Life expectancy			
Non-communicable disease deaths between 30 and 70			
Obesity rate			
Outdoor air pollution attributable deaths			
Suicide rate			

Tolerance and Inclusion	Score	Rank	Indicator
	36.28	111	
Women treated with respect			
Tolerance for immigrants			
Tolerance for homosexuals			
Discrimination and violence against minorities			
Religious tolerance			
Community safety net			

Personal Safety	Score	Rank	Indicator
	44.70	109	
Homicide rate			
Level of violent crime			
Perceived criminality			
Political terror			
Traffic deaths			

Ecosystem Sustainability	Score	Rank	Indicator
	61.89	44	
Greenhouse gas emissions			
Water withdrawals as a percent of resources			
Biodiversity and habitat			

Access to Advanced Education	Score	Rank	Indicator
	41.87	66	
Years of tertiary schooling			
Women's average years in school			
Inequality in the attainment of education			
Number of globally ranked universities			

Relative Strength Neutral Relative Weakness n/a – no data available

Strengths and weaknesses are relative to 15 countries of similar GDP:

Ecuador, Tunisia, Dominican Republic, Albania, Azerbaijan, China, Colombia, Macedonia, Peru, Algeria, Armenia, Bosnia and Herzegovina, Serbia, Jamaica, and South Africa

**SOCIAL PROGRESS IMPERATIVE**

www.socialprogressimperative.org

# Social Progress Index rank: 122/132

GDP per capita rank: 125/132

TOGO



BASIC HUMAN NEEDS	Score (100)	Rank (132)	Relative Strength
	40.67	120	Neutral

FOUNDATIONS OF WELLBEING	Score (100)	Rank (132)	Relative Strength
	53.78	113	Neutral

OPPORTUNITY	Score (100)	Rank (132)	Relative Strength
	33.96	120	Relative Weakness

Nutrition and Basic Medical Care	Score (100)	Rank (132)	Relative Strength
	68.16	107	Neutral
Undernourishment			Neutral
Depth of food deficit			Neutral
Maternal mortality rate			Neutral
Stillbirth rate			Neutral
Child mortality rate			Neutral
Deaths from infectious diseases			Neutral

Access to Basic Knowledge	Score (100)	Rank (132)	Relative Strength
	56.31	117	Neutral
Adult literacy rate			Neutral
Primary school enrollment			Neutral
Lower secondary school enrollment			Relative Strength
Upper secondary school enrollment			Relative Strength
Gender parity in secondary enrollment			Relative Weakness

Personal Rights	Score (100)	Rank (132)	Relative Strength
	32.28	105	Relative Weakness
Political rights			Neutral
Freedom of speech			Relative Weakness
Freedom of assembly/association			Relative Weakness
Freedom of movement			Relative Weakness
Private property rights			Neutral

Water and Sanitation	Score (100)	Rank (132)	Relative Strength
	11.33	130	Relative Weakness
Access to piped water			Neutral
Rural vs. urban access to improved water source			Relative Weakness
Access to improved sanitation facilities			Neutral

Access to Information and Communications	Score (100)	Rank (132)	Relative Strength
	35.67	114	Neutral
Mobile telephone subscriptions			Neutral
Internet users			Neutral
Press Freedom Index			Neutral

Personal Freedom and Choice	Score (100)	Rank (132)	Relative Strength
	50.69	124	Relative Weakness
Freedom over life choices			Neutral
Freedom of religion			Neutral
Modern slavery, human trafficking, child marriage			Neutral
Satisfied demand for contraception			Neutral
Corruption			Neutral

Shelter	Score (100)	Rank (132)	Relative Strength
	28.36	117	Neutral
Availability of affordable housing			Relative Weakness
Access to electricity			Relative Strength
Quality of electricity supply			n/a
Indoor air pollution attributable deaths			Relative Strength

Health and Wellness	Score (100)	Rank (132)	Relative Strength
	74.08	63	Neutral
Life expectancy			Neutral
Non-communicable disease deaths between 30 and 70			Neutral
Obesity rate			Neutral
Outdoor air pollution attributable deaths			Neutral
Suicide rate			Relative Strength

Tolerance and Inclusion	Score (100)	Rank (132)	Relative Strength
	41.04	94	Neutral
Women treated with respect			Neutral
Tolerance for immigrants			Neutral
Tolerance for homosexuals			Neutral
Discrimination and violence against minorities			Relative Strength
Religious tolerance			Relative Strength
Community safety net			Relative Weakness

Personal Safety	Score (100)	Rank (132)	Relative Strength
	54.84	82	Neutral
Homicide rate			Neutral
Level of violent crime			Neutral
Perceived criminality			Neutral
Political terror			Neutral
Traffic deaths			Neutral

Ecosystem Sustainability	Score (100)	Rank (132)	Relative Strength
	49.05	81	Neutral
Greenhouse gas emissions			Neutral
Water withdrawals as a percent of resources			Neutral
Biodiversity and habitat			Neutral

Access to Advanced Education	Score (100)	Rank (132)	Relative Strength
	11.81	118	Neutral
Years of tertiary schooling			Neutral
Women's average years in school			Neutral
Inequality in the attainment of education			Neutral
Number of globally ranked universities			Neutral

■ Relative Strength   
 ■ Neutral   
 ■ Relative Weakness   
 n/a – no data available

**Strengths and weaknesses are relative to 15 countries of similar GDP:**

Guinea, Mozambique, Central African Republic, Madagascar, Mali, Niger, Malawi, Uganda, Rwanda, Liberia, Nepal, Burkina Faso, Burundi, Benin, and Tanzania

# Social Progress Index rank: 47/132

GDP per capita rank: 28/132

## TRINIDAD AND TOBAGO



BASIC HUMAN NEEDS	Score (100)	Rank (132)	Indicator
	74.44	64	W

FOUNDATIONS OF WELLBEING	Score (100)	Rank (132)	Indicator
	71.48	53	W

OPPORTUNITY	Score (100)	Rank (132)	Indicator
	63.73	31	W

Nutrition and Basic Medical Care	Score	Rank	Indicator
	90.98	70	W
Undernourishment			W
Depth of food deficit			W
Maternal mortality rate			W
Stillbirth rate			W
Child mortality rate			W
Deaths from infectious diseases			W

Access to Basic Knowledge	Score	Rank	Indicator
	95.46	37	W
Adult literacy rate			W
Primary school enrollment			W
Lower secondary school enrollment			W
Upper secondary school enrollment			W
Gender parity in secondary enrollment			W

Personal Rights	Score	Rank	Indicator
	74.94	32	W
Political rights			W
Freedom of speech			W
Freedom of assembly/association			W
Freedom of movement			W
Private property rights			W

Water and Sanitation	Score	Rank	Indicator
	87.67	57	W
Access to piped water			W
Rural vs. urban access to improved water source			W
Access to improved sanitation facilities			W

Access to Information and Communications	Score	Rank	Indicator
	76.27	33	W
Mobile telephone subscriptions			W
Internet users			W
Press Freedom Index			W

Personal Freedom and Choice	Score	Rank	Indicator
	72.57	41	W
Freedom over life choices			W
Freedom of religion			W
Modern slavery, human trafficking, child marriage			W
Satisfied demand for contraception			W
Corruption			W

Shelter	Score	Rank	Indicator
	78.95	31	W
Availability of affordable housing			W
Access to electricity			W
Quality of electricity supply			W
Indoor air pollution attributable deaths			W

Health and Wellness	Score	Rank	Indicator
	70.64	83	W
Life expectancy			W
Non-communicable disease deaths between 30 and 70			W
Obesity rate			W
Outdoor air pollution attributable deaths			W
Suicide rate			W

Tolerance and Inclusion	Score	Rank	Indicator
	65.90	22	W
Women treated with respect			W
Tolerance for immigrants			W
Tolerance for homosexuals			W
Discrimination and violence against minorities			W
Religious tolerance			W
Community safety net			W

Personal Safety	Score	Rank	Indicator
	40.16	117	W
Homicide rate			W
Level of violent crime			W
Perceived criminality			W
Political terror			W
Traffic deaths			W

Ecosystem Sustainability	Score	Rank	Indicator
	43.56	95	W
Greenhouse gas emissions			W
Water withdrawals as a percent of resources			W
Biodiversity and habitat			W

Access to Advanced Education	Score	Rank	Indicator
	41.50	68	W
Years of tertiary schooling			W
Women's average years in school			W
Inequality in the attainment of education			W
Number of globally ranked universities			W

■ Relative Strength   
 ■ Neutral   
 ■ Relative Weakness   
 n/a – no data available

**Strengths and weaknesses are relative to 15 countries of similar GDP:**

Czech Republic, Slovenia, Slovakia, Portugal, Greece, New Zealand, Italy, Spain, Israel, Saudi Arabia, Estonia, Lithuania, Korea, Republic of, Poland, and Hungary



# Social Progress Index rank: 69/132

GDP per capita rank: 67/132

TUNISIA



BASIC HUMAN NEEDS	Score (100)	Rank (132)	Relative Strength
	77.72	56	Neutral

FOUNDATIONS OF WELLBEING	Score (100)	Rank (132)	Relative Strength
	66.76	77	Neutral

OPPORTUNITY	Score (100)	Rank (132)	Relative Strength
	44.39	90	Relative Weakness

Nutrition and Basic Medical Care	Score (100)	Rank (132)	Relative Strength
	93.31	58	Neutral
Undernourishment			Neutral
Depth of food deficit			Relative Strength
Maternal mortality rate			Relative Weakness
Stillbirth rate			Relative Weakness
Child mortality rate			Relative Weakness
Deaths from infectious diseases			Relative Weakness

Access to Basic Knowledge	Score (100)	Rank (132)	Relative Strength
	91.07	70	Neutral
Adult literacy rate			Relative Weakness
Primary school enrollment			Relative Strength
Lower secondary school enrollment			Relative Weakness
Upper secondary school enrollment			Relative Weakness
Gender parity in secondary enrollment			Relative Weakness

Personal Rights	Score (100)	Rank (132)	Relative Strength
	51.02	75	Neutral
Political rights			Neutral
Freedom of speech			Neutral
Freedom of assembly/association			Neutral
Freedom of movement			Neutral
Private property rights			Neutral

Water and Sanitation	Score (100)	Rank (132)	Relative Strength
	82.67	63	Neutral
Access to piped water			Neutral
Rural vs. urban access to improved water source			Neutral
Access to improved sanitation facilities			Neutral

Access to Information and Communications	Score (100)	Rank (132)	Relative Strength
	59.5	73	Neutral
Mobile telephone subscriptions			Neutral
Internet users			Neutral
Press Freedom Index			Relative Weakness

Personal Freedom and Choice	Score (100)	Rank (132)	Relative Strength
	64.30	76	Neutral
Freedom over life choices			Neutral
Freedom of religion			Relative Weakness
Modern slavery, human trafficking, child marriage			Relative Strength
Satisfied demand for contraception			Neutral
Corruption			Relative Strength

Shelter	Score (100)	Rank (132)	Relative Strength
	72.49	56	Neutral
Availability of affordable housing			Relative Weakness
Access to electricity			Relative Weakness
Quality of electricity supply			Relative Weakness
Indoor air pollution attributable deaths			Relative Weakness

Health and Wellness	Score (100)	Rank (132)	Relative Strength
	78.47	25	Neutral
Life expectancy			Neutral
Non-communicable disease deaths between 30 and 70			Relative Strength
Obesity rate			Relative Weakness
Outdoor air pollution attributable deaths			Relative Weakness
Suicide rate			Relative Weakness

Tolerance and Inclusion	Score (100)	Rank (132)	Relative Strength
	36.01	112	Relative Weakness
Women treated with respect			Relative Strength
Tolerance for immigrants			Neutral
Tolerance for homosexuals			Relative Weakness
Discrimination and violence against minorities			Relative Weakness
Religious tolerance			Relative Weakness
Community safety net			Relative Weakness

Personal Safety	Score (100)	Rank (132)	Relative Strength
	62.41	64	Neutral
Homicide rate			Relative Weakness
Level of violent crime			Relative Weakness
Perceived criminality			Relative Weakness
Political terror			Relative Strength
Traffic deaths			Relative Weakness

Ecosystem Sustainability	Score (100)	Rank (132)	Relative Strength
	38.02	108	Relative Weakness
Greenhouse gas emissions			Relative Weakness
Water withdrawals as a percent of resources			Relative Weakness
Biodiversity and habitat			Relative Weakness

Access to Advanced Education	Score (100)	Rank (132)	Relative Strength
	26.24	96	Relative Weakness
Years of tertiary schooling			Neutral
Women's average years in school			Relative Weakness
Inequality in the attainment of education			n/a
Number of globally ranked universities			Neutral

■ Relative Strength   
 ■ Neutral   
 ■ Relative Weakness   
 n/a – no data available

**Strengths and weaknesses are relative to 15 countries of similar GDP:**

Ecuador, Thailand, Albania, Dominican Republic, Azerbaijan, China, Colombia, Macedonia, Peru, Algeria, Armenia, Bosnia and Herzegovina, Serbia, Jamaica, and South Africa

**SOCIAL PROGRESS IMPERATIVE**

www.socialprogressimperative.org

# Social Progress Index rank: 64/132

GDP per capita rank: 44/132

TURKEY



BASIC HUMAN NEEDS	Score (100)	Rank (132)	Relative Strength
	82.10	43	Neutral

FOUNDATIONS OF WELLBEING	Score (100)	Rank (132)	Relative Strength
	64.36	82	Relative Weakness

OPPORTUNITY	Score (100)	Rank (132)	Relative Strength
	47.41	77	Relative Weakness

Nutrition and Basic Medical Care	Score (100)	Rank (132)	Relative Strength
	94.45	55	Neutral
Undernourishment			Neutral
Depth of food deficit			Neutral
Maternal mortality rate			Neutral
Stillbirth rate			Neutral
Child mortality rate			Neutral
Deaths from infectious diseases			Neutral

Access to Basic Knowledge	Score (100)	Rank (132)	Relative Strength
	91.49	66	Neutral
Adult literacy rate			Neutral
Primary school enrollment			Neutral
Lower secondary school enrollment			Neutral
Upper secondary school enrollment			Neutral
Gender parity in secondary enrollment			Relative Weakness

Personal Rights	Score (100)	Rank (132)	Relative Strength
	56.02	67	Neutral
Political rights			Neutral
Freedom of speech			Relative Weakness
Freedom of assembly/association			Relative Weakness
Freedom of movement			Neutral
Private property rights			Neutral

Water and Sanitation	Score (100)	Rank (132)	Relative Strength
	95.90	33	Neutral
Access to piped water			Neutral
Rural vs. urban access to improved water source			Neutral
Access to improved sanitation facilities			Neutral

Access to Information and Communications	Score (100)	Rank (132)	Relative Strength
	57.61	79	Relative Weakness
Mobile telephone subscriptions			Relative Weakness
Internet users			Neutral
Press Freedom Index			Relative Weakness

Personal Freedom and Choice	Score (100)	Rank (132)	Relative Strength
	64.60	75	Neutral
Freedom over life choices			Relative Weakness
Freedom of religion			Relative Weakness
Modern slavery, human trafficking, child marriage			Relative Weakness
Satisfied demand for contraception			Neutral
Corruption			Neutral

Shelter	Score (100)	Rank (132)	Relative Strength
	79.86	29	Neutral
Availability of affordable housing			Relative Strength
Access to electricity			Neutral
Quality of electricity supply			Neutral
Indoor air pollution attributable deaths			Neutral

Health and Wellness	Score (100)	Rank (132)	Relative Strength
	67.82	105	Neutral
Life expectancy			Neutral
Non-communicable disease deaths between 30 and 70			Neutral
Obesity rate			Relative Weakness
Outdoor air pollution attributable deaths			Neutral
Suicide rate			Neutral

Tolerance and Inclusion	Score (100)	Rank (132)	Relative Strength
	32.41	119	Relative Weakness
Women treated with respect			Relative Weakness
Tolerance for immigrants			Neutral
Tolerance for homosexuals			Neutral
Discrimination and violence against minorities			Relative Weakness
Religious tolerance			Relative Weakness
Community safety net			Relative Weakness

Personal Safety	Score (100)	Rank (132)	Relative Strength
	58.18	75	Neutral
Homicide rate			Neutral
Level of violent crime			Neutral
Perceived criminality			Relative Weakness
Political terror			Neutral
Traffic deaths			Neutral

Ecosystem Sustainability	Score (100)	Rank (132)	Relative Strength
	40.52	102	Neutral
Greenhouse gas emissions			Neutral
Water withdrawals as a percent of resources			Neutral
Biodiversity and habitat			Neutral

Access to Advanced Education	Score (100)	Rank (132)	Relative Strength
	36.62	79	Relative Weakness
Years of tertiary schooling			Neutral
Women's average years in school			Relative Weakness
Inequality in the attainment of education			Relative Weakness
Number of globally ranked universities			Relative Strength

■ Relative Strength   
 ■ Neutral   
 ■ Relative Weakness   
 n/a – no data available

**Strengths and weaknesses are relative to 15 countries of similar GDP:**

Uruguay, Belarus, Botswana, Panama, Mexico, Mauritius, Malaysia, Lebanon, Russia, Bulgaria, Kazakhstan, Argentina, Latvia, Chile, and Venezuela

# Social Progress Index rank: 111/132

GDP per capita rank: 121/132

UGANDA



BASIC HUMAN NEEDS	Score (100)	Rank (132)	Relative Strength
	43.19	115	Neutral

FOUNDATIONS OF WELLBEING	Score (100)	Rank (132)	Relative Strength
	61.00	95	Neutral

OPPORTUNITY	Score (100)	Rank (132)	Relative Strength
	39.05	111	Neutral

Nutrition and Basic Medical Care	Score (100)	Rank (132)	Relative Strength
	60.83	118	Neutral
Undernourishment			Neutral
Depth of food deficit			Neutral
Maternal mortality rate			Neutral
Stillbirth rate			Neutral
Child mortality rate			Neutral
Deaths from infectious diseases			Neutral

Access to Basic Knowledge	Score (100)	Rank (132)	Relative Strength
	59.40	114	Neutral
Adult literacy rate			Relative Strength
Primary school enrollment			Neutral
Lower secondary school enrollment			Neutral
Upper secondary school enrollment			Neutral
Gender parity in secondary enrollment			Neutral

Personal Rights	Score (100)	Rank (132)	Relative Strength
	40.96	94	Relative Weakness
Political rights			Relative Weakness
Freedom of speech			Neutral
Freedom of assembly/association			Relative Weakness
Freedom of movement			Relative Strength
Private property rights			Neutral

Water and Sanitation	Score (100)	Rank (132)	Relative Strength
	38.08	113	Neutral
Access to piped water			Neutral
Rural vs. urban access to improved water source			Neutral
Access to improved sanitation facilities			Relative Strength

Access to Information and Communications	Score (100)	Rank (132)	Relative Strength
	37.27	113	Neutral
Mobile telephone subscriptions			Neutral
Internet users			Relative Strength
Press Freedom Index			Neutral

Personal Freedom and Choice	Score (100)	Rank (132)	Relative Strength
	52.27	122	Relative Weakness
Freedom over life choices			Neutral
Freedom of religion			Neutral
Modern slavery, human trafficking, child marriage			Neutral
Satisfied demand for contraception			Neutral
Corruption			Neutral

Shelter	Score (100)	Rank (132)	Relative Strength
	29.74	114	Neutral
Availability of affordable housing			Neutral
Access to electricity			Neutral
Quality of electricity supply			Neutral
Indoor air pollution attributable deaths			Neutral

Health and Wellness	Score (100)	Rank (132)	Relative Strength
	69.20	92	Relative Weakness
Life expectancy			Neutral
Non-communicable disease deaths between 30 and 70			Relative Weakness
Obesity rate			Neutral
Outdoor air pollution attributable deaths			Relative Strength
Suicide rate			Neutral

Tolerance and Inclusion	Score (100)	Rank (132)	Relative Strength
	43.52	87	Neutral
Women treated with respect			Neutral
Tolerance for immigrants			Neutral
Tolerance for homosexuals			Neutral
Discrimination and violence against minorities			Neutral
Religious tolerance			Neutral
Community safety net			Relative Strength

Personal Safety	Score (100)	Rank (132)	Relative Strength
	44.13	111	Neutral
Homicide rate			Relative Weakness
Level of violent crime			Neutral
Perceived criminality			Neutral
Political terror			Relative Weakness
Traffic deaths			Relative Weakness

Ecosystem Sustainability	Score (100)	Rank (132)	Relative Strength
	78.13	5	Relative Strength
Greenhouse gas emissions			Relative Strength
Water withdrawals as a percent of resources			Neutral
Biodiversity and habitat			Relative Strength

Access to Advanced Education	Score (100)	Rank (132)	Relative Strength
	19.44	104	Relative Strength
Years of tertiary schooling			Relative Strength
Women's average years in school			Neutral
Inequality in the attainment of education			Neutral
Number of globally ranked universities			Neutral

■ Relative Strength   
 ■ Neutral   
 ■ Relative Weakness   
 n/a – no data available

**Strengths and weaknesses are relative to 15 countries of similar GDP:**

Rwanda, Nepal, Mali, Burkina Faso, Benin, Tanzania, Central African Republic, Guinea, Togo, Mozambique, Zambia, Madagascar, Kenya, Bangladesh, and Niger

**SOCIAL  
PROGRESS  
IMPERATIVE**

www.socialprogressimperative.org

# Social Progress Index rank: 62/132

GDP per capita rank: 75/132

UKRAINE



BASIC HUMAN NEEDS	Score (100)	Rank (132)	Relative Strength
	77.98	53	Neutral

FOUNDATIONS OF WELLBEING	Score (100)	Rank (132)	Relative Strength
	61.42	92	Relative Weakness

OPPORTUNITY	Score (100)	Rank (132)	Relative Strength
	55.33	54	Neutral

Nutrition and Basic Medical Care	Score (100)	Rank (132)	Relative Strength
	95.11	46	Neutral
Undernourishment			Neutral
Depth of food deficit			Neutral
Maternal mortality rate			Neutral
Stillbirth rate			Relative Strength
Child mortality rate			Neutral
Deaths from infectious diseases			Neutral

Access to Basic Knowledge	Score (100)	Rank (132)	Relative Strength
	97.64	22	Neutral
Adult literacy rate			Neutral
Primary school enrollment			Neutral
Lower secondary school enrollment			Neutral
Upper secondary school enrollment			Relative Strength
Gender parity in secondary enrollment			Neutral

Personal Rights	Score (100)	Rank (132)	Relative Strength
	55.55	68	Neutral
Political rights			Neutral
Freedom of speech			Neutral
Freedom of assembly/association			Neutral
Freedom of movement			Relative Strength
Private property rights			Neutral

Water and Sanitation	Score (100)	Rank (132)	Relative Strength
	88.05	55	Neutral
Access to piped water			Neutral
Rural vs. urban access to improved water source			Neutral
Access to improved sanitation facilities			Neutral

Access to Information and Communications	Score (100)	Rank (132)	Relative Strength
	57.09	83	Neutral
Mobile telephone subscriptions			Neutral
Internet users			Neutral
Press Freedom Index			Neutral

Personal Freedom and Choice	Score (100)	Rank (132)	Relative Strength
	61.33	90	Neutral
Freedom over life choices			Relative Weakness
Freedom of religion			Neutral
Modern slavery, human trafficking, child marriage			Neutral
Satisfied demand for contraception			Neutral
Corruption			Relative Weakness

Shelter	Score (100)	Rank (132)	Relative Strength
	71.27	58	Neutral
Availability of affordable housing			Neutral
Access to electricity			Neutral
Quality of electricity supply			Neutral
Indoor air pollution attributable deaths			Relative Strength

Health and Wellness	Score (100)	Rank (132)	Relative Strength
	51.82	131	Relative Weakness
Life expectancy			Neutral
Non-communicable disease deaths between 30 and 70			Relative Weakness
Obesity rate			Neutral
Outdoor air pollution attributable deaths			Relative Weakness
Suicide rate			Relative Weakness

Tolerance and Inclusion	Score (100)	Rank (132)	Relative Strength
	41.51	91	Neutral
Women treated with respect			Neutral
Tolerance for immigrants			Neutral
Tolerance for homosexuals			Neutral
Discrimination and violence against minorities			Neutral
Religious tolerance			Neutral
Community safety net			Neutral

Personal Safety	Score (100)	Rank (132)	Relative Strength
	57.48	76	Neutral
Homicide rate			Neutral
Level of violent crime			Neutral
Perceived criminality			Relative Weakness
Political terror			Neutral
Traffic deaths			Relative Strength

Ecosystem Sustainability	Score (100)	Rank (132)	Relative Strength
	39.13	105	Neutral
Greenhouse gas emissions			Relative Weakness
Water withdrawals as a percent of resources			Neutral
Biodiversity and habitat			Neutral

Access to Advanced Education	Score (100)	Rank (132)	Relative Strength
	62.93	20	Relative Strength
Years of tertiary schooling			Relative Strength
Women's average years in school			Relative Strength
Inequality in the attainment of education			Neutral
Number of globally ranked universities			Neutral

■ Relative Strength   
 ■ Neutral   
 ■ Relative Weakness   
 n/a – no data available

**Strengths and weaknesses are relative to 15 countries of similar GDP:**

Namibia, El Salvador, Egypt, Jamaica, Bosnia and Herzegovina, Armenia, Algeria, Sri Lanka, Paraguay, Jordan, Angola, Georgia, China, Mongolia, and Albania



# Social Progress Index rank: 37/132

GDP per capita rank: 7/132

## UNITED ARAB EMIRATES



BASIC HUMAN NEEDS	Score (100)	Rank (132)	Relative Strength
	88.62	25	Relative Weakness

FOUNDATIONS OF WELLBEING	Score (100)	Rank (132)	Relative Strength
	76.74	30	Relative Weakness

OPPORTUNITY	Score (100)	Rank (132)	Relative Strength
	53.39	60	Relative Weakness

Nutrition and Basic Medical Care	Score (100)	Rank (132)	Relative Strength
	96.40	40	Relative Weakness
Undernourishment			Neutral
Depth of food deficit			Relative Weakness
Maternal mortality rate			Relative Weakness
Stillbirth rate			Relative Weakness
Child mortality rate			Relative Weakness
Deaths from infectious diseases			Relative Weakness

Access to Basic Knowledge	Score (100)	Rank (132)	Relative Strength
	92.78	60	Relative Weakness
Adult literacy rate			Relative Weakness
Primary school enrollment			Relative Weakness
Lower secondary school enrollment			Neutral
Upper secondary school enrollment			Relative Weakness
Gender parity in secondary enrollment			n/a

Personal Rights	Score (100)	Rank (132)	Relative Strength
	21.79	118	Relative Weakness
Political rights			Relative Weakness
Freedom of speech			Relative Weakness
Freedom of assembly/association			Relative Weakness
Freedom of movement			Relative Weakness
Private property rights			Relative Weakness

Water and Sanitation	Score (100)	Rank (132)	Relative Strength
	92.77	45	Relative Weakness
Access to piped water			Relative Weakness
Rural vs. urban access to improved water source			Relative Weakness
Access to improved sanitation facilities			Relative Weakness

Access to Information and Communications	Score (100)	Rank (132)	Relative Strength
	78.6	28	Relative Weakness
Mobile telephone subscriptions			Neutral
Internet users			Neutral
Press Freedom Index			Relative Weakness

Personal Freedom and Choice	Score (100)	Rank (132)	Relative Strength
	74.96	32	Relative Weakness
Freedom over life choices			Neutral
Freedom of religion			Relative Weakness
Modern slavery, human trafficking, child marriage			Relative Weakness
Satisfied demand for contraception			Relative Weakness
Corruption			Relative Weakness

Shelter	Score (100)	Rank (132)	Relative Strength
	83.91	19	Relative Weakness
Availability of affordable housing			Neutral
Access to electricity			Relative Weakness
Quality of electricity supply			Neutral
Indoor air pollution attributable deaths			Neutral

Health and Wellness	Score (100)	Rank (132)	Relative Strength
	77.50	39	Relative Weakness
Life expectancy			Relative Weakness
Non-communicable disease deaths between 30 and 70			Relative Weakness
Obesity rate			Relative Weakness
Outdoor air pollution attributable deaths			Relative Strength
Suicide rate			Relative Strength

Tolerance and Inclusion	Score (100)	Rank (132)	Relative Strength
	68.83	19	Neutral
Women treated with respect			Relative Strength
Tolerance for immigrants			Neutral
Tolerance for homosexuals			n/a
Discrimination and violence against minorities			Neutral
Religious tolerance			Neutral
Community safety net			Relative Weakness

Personal Safety	Score (100)	Rank (132)	Relative Strength
	81.41	23	Relative Weakness
Homicide rate			Neutral
Level of violent crime			Neutral
Perceived criminality			Relative Weakness
Political terror			Relative Weakness
Traffic deaths			Relative Weakness

Ecosystem Sustainability	Score (100)	Rank (132)	Relative Strength
	58.05	57	Neutral
Greenhouse gas emissions			Neutral
Water withdrawals as a percent of resources			Relative Weakness
Biodiversity and habitat			Relative Strength

Access to Advanced Education	Score (100)	Rank (132)	Relative Strength
	47.99	47	Relative Weakness
Years of tertiary schooling			Relative Weakness
Women's average years in school			Neutral
Inequality in the attainment of education			n/a
Number of globally ranked universities			Relative Weakness

■ Relative Strength   
 ■ Neutral   
 ■ Relative Weakness   
 n/a – no data available

**Strengths and weaknesses are relative to 15 countries of similar GDP:**  
 Austria, Netherlands, Canada, Ireland, Australia, Sweden, Germany, Iceland, Switzerland, United Kingdom, Belgium, Kuwait, Denmark, Finland, and Japan

# Social Progress Index rank: 13/132

GDP per capita rank: 14/132

UNITED KINGDOM



BASIC HUMAN NEEDS	Score (100)	Rank (132)	Relative Strength
	91.90	16	Relative Weakness

FOUNDATIONS OF WELLBEING	Score (100)	Rank (132)	Relative Strength
	79.47	19	Neutral

OPPORTUNITY	Score (100)	Rank (132)	Relative Strength
	82.29	6	Neutral

Nutrition and Basic Medical Care	Score (100)	Rank (132)	Relative Strength
	97.76	25	Neutral
Undernourishment			Neutral
Depth of food deficit			Neutral
Maternal mortality rate			Relative Weakness
Stillbirth rate			Relative Weakness
Child mortality rate			Neutral
Deaths from infectious diseases			Relative Weakness

Access to Basic Knowledge	Score (100)	Rank (132)	Relative Strength
	97.81	18	Neutral
Adult literacy rate			Neutral
Primary school enrollment			Neutral
Lower secondary school enrollment			Neutral
Upper secondary school enrollment			Relative Weakness
Gender parity in secondary enrollment			Neutral

Personal Rights	Score (100)	Rank (132)	Relative Strength
	97.60	2	Relative Strength
Political rights			Neutral
Freedom of speech			Relative Strength
Freedom of assembly/association			Neutral
Freedom of movement			Neutral
Private property rights			Neutral

Water and Sanitation	Score (100)	Rank (132)	Relative Strength
	99.88	16	Neutral
Access to piped water			Neutral
Rural vs. urban access to improved water source			Neutral
Access to improved sanitation facilities			Neutral

Access to Information and Communications	Score (100)	Rank (132)	Relative Strength
	84.81	16	Neutral
Mobile telephone subscriptions			Neutral
Internet users			Neutral
Press Freedom Index			Relative Weakness

Personal Freedom and Choice	Score (100)	Rank (132)	Relative Strength
	87.47	12	Neutral
Freedom over life choices			Neutral
Freedom of religion			Neutral
Modern slavery, human trafficking, child marriage			Neutral
Satisfied demand for contraception			Relative Strength
Corruption			Neutral

Shelter	Score (100)	Rank (132)	Relative Strength
	86.55	12	Neutral
Availability of affordable housing			Neutral
Access to electricity			Neutral
Quality of electricity supply			Neutral
Indoor air pollution attributable deaths			Neutral

Health and Wellness	Score (100)	Rank (132)	Relative Strength
	77.54	37	Relative Weakness
Life expectancy			Neutral
Non-communicable disease deaths between 30 and 70			Neutral
Obesity rate			Relative Weakness
Outdoor air pollution attributable deaths			Relative Weakness
Suicide rate			Relative Strength

Tolerance and Inclusion	Score (100)	Rank (132)	Relative Strength
	70.75	17	Neutral
Women treated with respect			Neutral
Tolerance for immigrants			Neutral
Tolerance for homosexuals			Neutral
Discrimination and violence against minorities			Relative Weakness
Religious tolerance			Relative Weakness
Community safety net			Neutral

Personal Safety	Score (100)	Rank (132)	Relative Strength
	83.41	21	Relative Weakness
Homicide rate			Neutral
Level of violent crime			Relative Weakness
Perceived criminality			Relative Weakness
Political terror			Neutral
Traffic deaths			Neutral

Ecosystem Sustainability	Score (100)	Rank (132)	Relative Strength
	57.72	58	Neutral
Greenhouse gas emissions			Neutral
Water withdrawals as a percent of resources			Neutral
Biodiversity and habitat			Neutral

Access to Advanced Education	Score (100)	Rank (132)	Relative Strength
	73.35	7	Neutral
Years of tertiary schooling			Neutral
Women's average years in school			Neutral
Inequality in the attainment of education			Neutral
Number of globally ranked universities			Relative Strength

■ Relative Strength   
 ■ Neutral   
 ■ Relative Weakness   
 n/a – no data available

**Strengths and weaknesses are relative to 15 countries of similar GDP:**

Belgium, Denmark, Finland, Iceland, Japan, Germany, Sweden, France, Australia, Canada, Austria, United Arab Emirates, Netherlands, Ireland, and Korea, Republic of

# Social Progress Index rank: 16/132

GDP per capita rank: 2/132

## UNITED STATES



BASIC HUMAN NEEDS	Score (100)	Rank (132)	Indicator
	89.82	23	Relative Weakness

FOUNDATIONS OF WELLBEING	Score (100)	Rank (132)	Indicator
	75.96	36	Relative Weakness

OPPORTUNITY	Score (100)	Rank (132)	Indicator
	82.54	5	Relative Strength

Nutrition and Basic Medical Care	Score (100)	Rank (132)	Indicator
	97.82	24	Neutral
Undernourishment			Neutral
Depth of food deficit			Neutral
Maternal mortality rate			Relative Weakness
Stillbirth rate			Neutral
Child mortality rate			Relative Weakness
Deaths from infectious diseases			Neutral

Access to Basic Knowledge	Score (100)	Rank (132)	Indicator
	95.10	39	Relative Weakness
Adult literacy rate			Neutral
Primary school enrollment			Relative Weakness
Lower secondary school enrollment			Relative Weakness
Upper secondary school enrollment			Relative Weakness
Gender parity in secondary enrollment			Neutral

Personal Rights	Score (100)	Rank (132)	Indicator
	82.28	22	Neutral
Political rights			Neutral
Freedom of speech			Relative Strength
Freedom of assembly/association			Relative Weakness
Freedom of movement			Relative Weakness
Private property rights			Relative Weakness

Water and Sanitation	Score (100)	Rank (132)	Indicator
	95.77	34	Relative Weakness
Access to piped water			n/a
Rural vs. urban access to improved water source			Relative Weakness
Access to improved sanitation facilities			Relative Weakness

Access to Information and Communications	Score (100)	Rank (132)	Indicator
	81.33	23	Relative Weakness
Mobile telephone subscriptions			Relative Weakness
Internet users			Neutral
Press Freedom Index			Relative Weakness

Personal Freedom and Choice	Score (100)	Rank (132)	Indicator
	84.29	15	Neutral
Freedom over life choices			Relative Weakness
Freedom of religion			Relative Weakness
Modern slavery, human trafficking, child marriage			Relative Weakness
Satisfied demand for contraception			Neutral
Corruption			Neutral

Shelter	Score (100)	Rank (132)	Indicator
	87.99	9	Neutral
Availability of affordable housing			Relative Strength
Access to electricity			Neutral
Quality of electricity supply			Relative Weakness
Indoor air pollution attributable deaths			Neutral

Health and Wellness	Score (100)	Rank (132)	Indicator
	73.61	70	Relative Weakness
Life expectancy			Relative Weakness
Non-communicable disease deaths between 30 and 70			Relative Weakness
Obesity rate			Relative Weakness
Outdoor air pollution attributable deaths			Relative Weakness
Suicide rate			Neutral

Tolerance and Inclusion	Score (100)	Rank (132)	Indicator
	74.22	13	Neutral
Women treated with respect			Relative Weakness
Tolerance for immigrants			Neutral
Tolerance for homosexuals			Neutral
Discrimination and violence against minorities			Neutral
Religious tolerance			Neutral
Community safety net			Relative Weakness

Personal Safety	Score (100)	Rank (132)	Indicator
	77.70	31	Relative Weakness
Homicide rate			Relative Weakness
Level of violent crime			Neutral
Perceived criminality			Neutral
Political terror			Relative Weakness
Traffic deaths			Relative Weakness

Ecosystem Sustainability	Score (100)	Rank (132)	Indicator
	53.78	69	Neutral
Greenhouse gas emissions			Neutral
Water withdrawals as a percent of resources			Neutral
Biodiversity and habitat			Neutral

Access to Advanced Education	Score (100)	Rank (132)	Indicator
	89.37	1	Relative Strength
Years of tertiary schooling			Relative Strength
Women's average years in school			Neutral
Inequality in the attainment of education			Relative Weakness
Number of globally ranked universities			Relative Strength

■ Relative Strength   
 ■ Neutral   
 ■ Relative Weakness   
 n/a – no data available

**Strengths and weaknesses are relative to 15 countries of similar GDP:**

Norway, Kuwait, Switzerland, Ireland, Netherlands, United Arab Emirates, Austria, Canada, Australia, Sweden, Germany, Iceland, United Kingdom, Belgium, and Denmark

# Social Progress Index rank: 26/132

GDP per capita rank: 43/132

URUGUAY



BASIC HUMAN NEEDS	Score (100)	Rank (132)	Relative Strength
	85.79	34	Neutral

FOUNDATIONS OF WELLBEING	Score (100)	Rank (132)	Relative Strength
	72.18	48	Neutral

OPPORTUNITY	Score (100)	Rank (132)	Relative Strength
	74.56	18	Relative Strength

Nutrition and Basic Medical Care	Score (100)	Rank (132)	Relative Strength
	94.81	50	Neutral
Undernourishment			Neutral
Depth of food deficit			Neutral
Maternal mortality rate			Neutral
Stillbirth rate			Neutral
Child mortality rate			Neutral
Deaths from infectious diseases			Neutral

Access to Basic Knowledge	Score (100)	Rank (132)	Relative Strength
	95.05	41	Neutral
Adult literacy rate			Neutral
Primary school enrollment			Relative Strength
Lower secondary school enrollment			Neutral
Upper secondary school enrollment			Neutral
Gender parity in secondary enrollment			Neutral

Personal Rights	Score (100)	Rank (132)	Relative Strength
	92.80	6	Relative Strength
Political rights			Neutral
Freedom of speech			Relative Strength
Freedom of assembly/association			Relative Strength
Freedom of movement			Neutral
Private property rights			Relative Strength

Water and Sanitation	Score (100)	Rank (132)	Relative Strength
	97.95	28	Neutral
Access to piped water			Neutral
Rural vs. urban access to improved water source			Neutral
Access to improved sanitation facilities			Neutral

Access to Information and Communications	Score (100)	Rank (132)	Relative Strength
	74.9	35	Relative Strength
Mobile telephone subscriptions			Neutral
Internet users			Neutral
Press Freedom Index			Relative Strength

Personal Freedom and Choice	Score (100)	Rank (132)	Relative Strength
	85.19	14	Relative Strength
Freedom over life choices			Relative Strength
Freedom of religion			Relative Strength
Modern slavery, human trafficking, child marriage			Neutral
Satisfied demand for contraception			Relative Strength
Corruption			Relative Strength

Shelter	Score (100)	Rank (132)	Relative Strength
	78.39	36	Neutral
Availability of affordable housing			Neutral
Access to electricity			Neutral
Quality of electricity supply			Neutral
Indoor air pollution attributable deaths			Neutral

Health and Wellness	Score (100)	Rank (132)	Relative Strength
	71.98	79	Neutral
Life expectancy			Neutral
Non-communicable disease deaths between 30 and 70			Neutral
Obesity rate			Neutral
Outdoor air pollution attributable deaths			Neutral
Suicide rate			Neutral

Tolerance and Inclusion	Score (100)	Rank (132)	Relative Strength
	78.33	7	Relative Strength
Women treated with respect			Neutral
Tolerance for immigrants			Relative Strength
Tolerance for homosexuals			Relative Strength
Discrimination and violence against minorities			Relative Strength
Religious tolerance			Relative Strength
Community safety net			Neutral

Personal Safety	Score (100)	Rank (132)	Relative Strength
	72.01	39	Neutral
Homicide rate			Neutral
Level of violent crime			Neutral
Perceived criminality			Neutral
Political terror			Relative Strength
Traffic deaths			Relative Weakness

Ecosystem Sustainability	Score (100)	Rank (132)	Relative Strength
	46.81	87	Neutral
Greenhouse gas emissions			Neutral
Water withdrawals as a percent of resources			Neutral
Biodiversity and habitat			Relative Weakness

Access to Advanced Education	Score (100)	Rank (132)	Relative Strength
	41.91	65	Neutral
Years of tertiary schooling			Neutral
Women's average years in school			Neutral
Inequality in the attainment of education			Neutral
Number of globally ranked universities			Neutral

■ Relative Strength   
 ■ Neutral   
 ■ Relative Weakness   
 n/a – no data available

**Strengths and weaknesses are relative to 15 countries of similar GDP:**

Turkey, Botswana, Belarus, Panama, Mexico, Mauritius, Malaysia, Lebanon, Russia, Bulgaria, Kazakhstan, Latvia, Chile, Argentina, and Croatia,



# Social Progress Index rank: 92/132

GDP per capita rank: 95/132

UZBEKISTAN



BASIC HUMAN NEEDS	Score (100)	Rank (132)	Indicator
	75.88	61	

FOUNDATIONS OF WELLBEING	Score (100)	Rank (132)	Indicator
	53.28	115	

OPPORTUNITY	Score (100)	Rank (132)	Indicator
	42.87	97	

Nutrition and Basic Medical Care	Score (100)	Rank (132)	Indicator
	92.01	65	
Undernourishment			
Depth of food deficit			
Maternal mortality rate			
Stillbirth rate			
Child mortality rate			
Deaths from infectious diseases			

Access to Basic Knowledge	Score (100)	Rank (132)	Indicator
	94.29	49	
Adult literacy rate			
Primary school enrollment			
Lower secondary school enrollment			
Upper secondary school enrollment			
Gender parity in secondary enrollment			

Personal Rights	Score (100)	Rank (132)	Indicator
	11.35	128	
Political rights			
Freedom of speech			
Freedom of assembly/association			
Freedom of movement			
Private property rights			

Water and Sanitation	Score (100)	Rank (132)	Indicator
	73.93	79	
Access to piped water			
Rural vs. urban access to improved water source			
Access to improved sanitation facilities			

Access to Information and Communications	Score (100)	Rank (132)	Indicator
	42.11	105	
Mobile telephone subscriptions			
Internet users			
Press Freedom Index			

Personal Freedom and Choice	Score (100)	Rank (132)	Indicator
	61.69	86	
Freedom over life choices			
Freedom of religion			
Modern slavery, human trafficking, child marriage			
Satisfied demand for contraception			
Corruption			

Shelter	Score (100)	Rank (132)	Indicator
	73.81	52	
Availability of affordable housing			
Access to electricity			
Quality of electricity supply			n/a
Indoor air pollution attributable deaths			

Health and Wellness	Score (100)	Rank (132)	Indicator
	68.36	99	
Life expectancy			
Non-communicable disease deaths between 30 and 70			
Obesity rate			
Outdoor air pollution attributable deaths			
Suicide rate			

Tolerance and Inclusion	Score (100)	Rank (132)	Indicator
	48.37	74	
Women treated with respect			
Tolerance for immigrants			
Tolerance for homosexuals			
Discrimination and violence against minorities			
Religious tolerance			
Community safety net			

Personal Safety	Score (100)	Rank (132)	Indicator
	63.76	62	
Homicide rate			
Level of violent crime			
Perceived criminality			
Political terror			
Traffic deaths			

Ecosystem Sustainability	Score (100)	Rank (132)	Indicator
	8.34	131	
Greenhouse gas emissions			
Water withdrawals as a percent of resources			
Biodiversity and habitat			

Access to Advanced Education	Score (100)	Rank (132)	Indicator
	50.07	42	
Years of tertiary schooling			n/a
Women's average years in school			
Inequality in the attainment of education			
Number of globally ranked universities			

Relative Strength Neutral Relative Weakness n/a – no data available

Strengths and weaknesses are relative to 15 countries of similar GDP:

Moldova, Guyana, India, Nicaragua, Honduras, Iraq, Laos, Pakistan, Philippines, Congo, Republic of, Nigeria, Mauritania, Cambodia, Yemen, and Kyrgyzstan

**SOCIAL PROGRESS IMPERATIVE**

www.socialprogressimperative.org

# Social Progress Index rank: 67/132

GDP per capita rank: 52/132

VENEZUELA



BASIC HUMAN NEEDS	Score (100)	Rank (132)	Relative Strength
	65.47	85	Relative Weakness

FOUNDATIONS OF WELLBEING	Score (100)	Rank (132)	Relative Strength
	75.02	40	Relative Strength

OPPORTUNITY	Score (100)	Rank (132)	Relative Strength
	50.86	68	Relative Strength

Nutrition and Basic Medical Care	Score (100)	Rank (132)	Relative Strength
	92.89	59	Neutral
Undernourishment			Neutral
Depth of food deficit			Neutral
Maternal mortality rate			Relative Weakness
Stillbirth rate			Relative Weakness
Child mortality rate			Neutral
Deaths from infectious diseases			Neutral

Access to Basic Knowledge	Score (100)	Rank (132)	Relative Strength
	91.16	69	Relative Weakness
Adult literacy rate			Neutral
Primary school enrollment			Relative Weakness
Lower secondary school enrollment			Relative Weakness
Upper secondary school enrollment			Relative Weakness
Gender parity in secondary enrollment			Neutral

Personal Rights	Score (100)	Rank (132)	Relative Strength
	36.49	100	Relative Weakness
Political rights			Relative Weakness
Freedom of speech			Relative Weakness
Freedom of assembly/association			Neutral
Freedom of movement			Neutral
Private property rights			Relative Weakness

Water and Sanitation	Score (100)	Rank (132)	Relative Strength
	81.20	69	Relative Weakness
Access to piped water			Neutral
Rural vs. urban access to improved water source			Relative Weakness
Access to improved sanitation facilities			Neutral

Access to Information and Communications	Score (100)	Rank (132)	Relative Strength
	65.89	54	Neutral
Mobile telephone subscriptions			Neutral
Internet users			Neutral
Press Freedom Index			Neutral

Personal Freedom and Choice	Score (100)	Rank (132)	Relative Strength
	66.89	67	Neutral
Freedom over life choices			Relative Strength
Freedom of religion			Neutral
Modern slavery, human trafficking, child marriage			Relative Weakness
Satisfied demand for contraception			Neutral
Corruption			Relative Weakness

Shelter	Score (100)	Rank (132)	Relative Strength
	60.26	81	Neutral
Availability of affordable housing			Relative Strength
Access to electricity			Neutral
Quality of electricity supply			Relative Weakness
Indoor air pollution attributable deaths			Neutral

Health and Wellness	Score (100)	Rank (132)	Relative Strength
	74.44	61	Neutral
Life expectancy			Neutral
Non-communicable disease deaths between 30 and 70			Relative Strength
Obesity rate			Relative Weakness
Outdoor air pollution attributable deaths			Relative Strength
Suicide rate			Neutral

Tolerance and Inclusion	Score (100)	Rank (132)	Relative Strength
	61.45	34	Relative Strength
Women treated with respect			Neutral
Tolerance for immigrants			Relative Strength
Tolerance for homosexuals			Relative Strength
Discrimination and violence against minorities			Neutral
Religious tolerance			Neutral
Community safety net			Relative Strength

Personal Safety	Score (100)	Rank (132)	Relative Strength
	27.55	130	Relative Weakness
Homicide rate			Relative Weakness
Level of violent crime			Relative Weakness
Perceived criminality			Relative Weakness
Political terror			Neutral
Traffic deaths			Relative Weakness

Ecosystem Sustainability	Score (100)	Rank (132)	Relative Strength
	68.58	26	Relative Strength
Greenhouse gas emissions			Neutral
Water withdrawals as a percent of resources			Neutral
Biodiversity and habitat			Relative Strength

Access to Advanced Education	Score (100)	Rank (132)	Relative Strength
	38.62	75	Neutral
Years of tertiary schooling			Neutral
Women's average years in school			Neutral
Inequality in the attainment of education			Neutral
Number of globally ranked universities			Relative Weakness

■ Relative Strength   
 ■ Neutral   
 ■ Relative Weakness   
 n/a – no data available

**Strengths and weaknesses are relative to 15 countries of similar GDP:**

Argentina, Romania, Kazakhstan, Costa Rica, Bulgaria, Lebanon, Montenegro, Iran, Brazil, Mauritius, Mexico, South Africa, Belarus, Serbia, and Turkey

# Social Progress Index rank: 125/132

GDP per capita rank: 103/132

YEMEN



BASIC HUMAN NEEDS	Score (100)	Rank (132)	Color
	48.50	108	Yellow

FOUNDATIONS OF WELLBEING	Score (100)	Rank (132)	Color
	47.88	123	Red

OPPORTUNITY	Score (100)	Rank (132)	Color
	24.31	132	Red

Nutrition and Basic Medical Care	Score (100)	Rank (132)	Color
	70.27	101	Yellow
Undernourishment			Red
Depth of food deficit			Red
Maternal mortality rate			Yellow
Stillbirth rate			Yellow
Child mortality rate			Yellow
Deaths from infectious diseases			Green

Access to Basic Knowledge	Score (100)	Rank (132)	Color
	58.01	116	Yellow
Adult literacy rate			Yellow
Primary school enrollment			Yellow
Lower secondary school enrollment			Yellow
Upper secondary school enrollment			Yellow
Gender parity in secondary enrollment			Red

Personal Rights	Score (100)	Rank (132)	Color
	15.79	124	Red
Political rights			Yellow
Freedom of speech			Yellow
Freedom of assembly/association			Red
Freedom of movement			Red
Private property rights			Yellow

Water and Sanitation	Score (100)	Rank (132)	Color
	50.76	102	Yellow
Access to piped water			Green
Rural vs. urban access to improved water source			Yellow
Access to improved sanitation facilities			Yellow

Access to Information and Communications	Score (100)	Rank (132)	Color
	31.67	123	Red
Mobile telephone subscriptions			Yellow
Internet users			Green
Press Freedom Index			Red

Personal Freedom and Choice	Score (100)	Rank (132)	Color
	54.82	116	Yellow
Freedom over life choices			Yellow
Freedom of religion			Yellow
Modern slavery, human trafficking, child marriage			Green
Satisfied demand for contraception			Yellow
Corruption			Red

Shelter	Score (100)	Rank (132)	Color
	28.93	116	Red
Availability of affordable housing			Red
Access to electricity			Yellow
Quality of electricity supply			Red
Indoor air pollution attributable deaths			Yellow

Health and Wellness	Score (100)	Rank (132)	Color
	72.37	77	Yellow
Life expectancy			Yellow
Non-communicable disease deaths between 30 and 70			Yellow
Obesity rate			Red
Outdoor air pollution attributable deaths			Yellow
Suicide rate			Green

Tolerance and Inclusion	Score (100)	Rank (132)	Color
	21.89	130	Red
Women treated with respect			Yellow
Tolerance for immigrants			Red
Tolerance for homosexuals			n/a
Discrimination and violence against minorities			Red
Religious tolerance			Red
Community safety net			Yellow

Personal Safety	Score (100)	Rank (132)	Color
	44.04	112	Yellow
Homicide rate			Green
Level of violent crime			Yellow
Perceived criminality			Red
Political terror			Red
Traffic deaths			Yellow

Ecosystem Sustainability	Score (100)	Rank (132)	Color
	29.46	123	Yellow
Greenhouse gas emissions			Yellow
Water withdrawals as a percent of resources			Red
Biodiversity and habitat			Yellow

Access to Advanced Education	Score (100)	Rank (132)	Color
	4.72	132	Red
Years of tertiary schooling			Yellow
Women's average years in school			Red
Inequality in the attainment of education			Yellow
Number of globally ranked universities			Yellow

■ Relative Strength    
 ■ Neutral    
 ■ Relative Weakness    
 n/a – no data available

**Strengths and weaknesses are relative to 15 countries of similar GDP:**

*Cambodia, Kyrgyzstan, Djibouti, Mauritania, Cameroon, Nigeria, Tajikistan, Sudan, Pakistan, Chad, Laos, Ghana, Lesotho, Senegal, and Bangladesh*

# Social Progress Index rank: 104/132

GDP per capita rank: 115/132

ZAMBIA



BASIC HUMAN NEEDS	Score (100)	Rank (132)	Relative Strength
	38.57	124	Relative Weakness

FOUNDATIONS OF WELLBEING	Score (100)	Rank (132)	Relative Strength
	63.67	85	Relative Strength

OPPORTUNITY	Score (100)	Rank (132)	Relative Strength
	47.41	77	Relative Strength

## Nutrition and Basic Medical Care

Undernourishment	Relative Weakness
Depth of food deficit	Relative Weakness
Maternal mortality rate	Relative Weakness
Stillbirth rate	Neutral
Child mortality rate	Neutral
Deaths from infectious diseases	Relative Weakness

## Water and Sanitation

Access to piped water	Neutral
Rural vs. urban access to improved water source	Relative Weakness
Access to improved sanitation facilities	Neutral

## Shelter

Availability of affordable housing	Neutral
Access to electricity	Neutral
Quality of electricity supply	Relative Strength
Indoor air pollution attributable deaths	Relative Weakness

## Personal Safety

Homicide rate	Relative Weakness
Level of violent crime	Neutral
Perceived criminality	Neutral
Political terror	Neutral
Traffic deaths	Neutral

## Access to Basic Knowledge

Adult literacy rate	Neutral
Primary school enrollment	Relative Weakness
Lower secondary school enrollment	Relative Strength
Upper secondary school enrollment	Relative Strength
Gender parity in secondary enrollment	Neutral

## Access to Information and Communications

Mobile telephone subscriptions	Neutral
Internet users	Neutral
Press Freedom Index	Neutral

## Health and Wellness

Life expectancy	Neutral
Non-communicable disease deaths between 30 and 70	Relative Weakness
Obesity rate	Neutral
Outdoor air pollution attributable deaths	Relative Weakness
Suicide rate	Relative Weakness

## Ecosystem Sustainability

Greenhouse gas emissions	Relative Weakness
Water withdrawals as a percent of resources	Neutral
Biodiversity and habitat	Relative Strength

## Personal Rights

Political rights	Neutral
Freedom of speech	Neutral
Freedom of assembly/association	Neutral
Freedom of movement	Neutral
Private property rights	Neutral

## Personal Freedom and Choice

Freedom over life choices	Relative Strength
Freedom of religion	Neutral
Modern slavery, human trafficking, child marriage	Neutral
Satisfied demand for contraception	Neutral
Corruption	Neutral

## Tolerance and Inclusion

Women treated with respect	Neutral
Tolerance for immigrants	Neutral
Tolerance for homosexuals	Neutral
Discrimination and violence against minorities	Neutral
Religious tolerance	Neutral
Community safety net	Neutral

## Access to Advanced Education

Years of tertiary schooling	Relative Weakness
Women's average years in school	Neutral
Inequality in the attainment of education	Relative Strength
Number of globally ranked universities	Neutral

■ Relative Strength   
 ■ Neutral   
 ■ Relative Weakness   
 n/a – no data available

**Strengths and weaknesses are relative to 15 countries of similar GDP:**

Kenya, Tanzania, Benin, Bangladesh, Burkina Faso, Senegal, Nepal, Lesotho, Ghana, Rwanda, Uganda, Chad, Sudan, Mali, and Tajikistan

**SOCIAL  
PROGRESS  
IMPERATIVE**

www.socialprogressimperative.org